


86★COWBOYS



FINGERTIP INFORMATION

OFFICE ADDRESS — Cowboys Center, One Cowboys Parkway,
Irving, Texas 75063-4727
Executive Offices 214/556-9900, Ticket Office 214/556-2500
HOME FIELD — Texas Stadium (Capacity 63,855)
COLORS — Royal Blue, Metallic Silver Blue and White

COWBOYS TICKET OUTLETS

Dallas Cowboys Ticket Office
Cowboys Center
One Cowboys Parkway
Irving, Texas 75063-4727

Central Ticket Agency
1007 Commerce, Fort Worth

Rainbow-Ticketmaster Centers

Charge By Phone — Dallas 214/787-2000, Metro 787-1500

ARLINGTON—Sears, Six Flags Mall
AUSTIN—(512) 471-7734
DALLAS—Sears, Valley View Mall;
Sears, Ross Avenue; Sears, Redbird
Mall; Rainbow Ticket Center,
9850 N. Central
DENTON—Sears, Golden Triangle Mall
EL PASO—(915) 532-4661
FORT WORTH—Sears, Seminary South
Shopping Center; Sears, Ridgmar
Mall

HOUSTON—(713) 977-3333
HURST—Sears, Northeast Mall
IRVING—Sears, Irving Mall
MESQUITE—Sears, Town East Mall
OKLAHOMA CITY—(405) 235-9014
PLANO—Sears, Collin Creek Mall
RICHARDSON—Sears, Richardson
Square Mall
SAN ANTONIO—(512) 224-3000

INDEX

Attendance Records	177
Big Days/Playoffs	153
Big Days/Regular Season	142-143
Cheerleaders	174
Coaches	8-17
Consecutive Winning Seasons	94
Cowboys Band	175
Cowboys Center	6-7
Directory	2
Draft, All-Time (1961-86)	97-102
Halftime Activities	175
Highlight Film	165
Historical Highlights	166-172
Honors	93-94
How Cowboys Were Built	96
Last Time	154-155
Largest Margin of Victory/Defeat ..	141
Longest Plays/Playoffs	153
Longest Plays/Regular Season	144
Management	3-5
Miscellaneous Records, Playoffs ..	150
Miscellaneous Records, Season	140
Monday Night, etc. Results	156
NFL Man of Year	70

NFL Data	
Instant Replay	178
Post Season, 1986	179
Schedule, 1986	180
Standings, 1985	179
Opponents	104-111
Players	
Biographies, Draft Choices	78-85
Biographies, Veterans	18-77
Roster, All-Time	90-92
Roster, All-Time by College	92
Roster, 1986	89
Roster, Rookies 1986	88
Post-Season, 1985	120
Preseason Results, All-Time	162-163
Radio	176
Records/Playoff	146-153
Records/Regular Season	122-144
Results, All-Time	158-162
Results (1985 Game by Game) ..	112-118
Ring of Honor	164
Road Itinerary	156
Schedule, Cowboys 1985	1
Silver Season All-Time Team	165
Statistical Leaders, All-Time ..	122-123
Statistical Leaders, by Years ..	124-127
Statistics, 1985	118-119
Thanksgiving Day Results	156
What to Look For in 1986	95

1986 Schedule

PRESEASON GAMES			LOCAL TIME	DALLAS TIME
DATE	OPPONENT			
Sun., Aug 3	Chicago Bears at London	6:00 p.m.	12:00 noon
Sat., Aug. 9	at San Diego Chargers	6:00 p.m.	8:00 p.m.
Sat., Aug. 16	at Los Angeles Raiders	6:00 p.m.	8:00 p.m.
Fri., Aug. 22	PITTSBURGH STEELERS	7:00 p.m.	
Sat., Aug. 30	HOUSTON OILERS	8:00 p.m.	

REGULAR SEASON GAMES			LOCAL TIME	DALLAS TIME
DATE	OPPONENT			
Mon., Sept. 8	NEW YORK GIANTS	8:00 p.m.	
Sun., Sept. 14	at Detroit Lions	1:00 p.m.	12:00 noon
Sun., Sept. 21	ATLANTA FALCONS	12:00 noon	
Mon., Sept. 29	at St. Louis Cardinals	8:00 p.m.	
Sun., Oct. 5	at Denver Broncos	2:00 p.m.	3:00 p.m.
Sun., Oct. 12	WASHINGTON REDSKINS	12:00 noon	
Sun., Oct. 19	at Philadelphia Eagles	1:00 p.m.	12:00 noon
Sun., Oct. 26	ST. LOUIS CARDINALS	3:00 p.m.	
Sun., Nov. 2	at New York Giants	1:00 p.m.	12:00 noon
Sun., Nov. 9	LOS ANGELES RAIDERS	3:00 p.m.	
Sun., Nov. 16	at San Diego Chargers	1:00 p.m.	3:00 p.m.
Sun., Nov. 23	at Washington Redskins	1:00 p.m.	12:00 noon
Thurs., Nov. 27	SEATTLE SEAHAWKS	3:00 p.m.	
Sun., Dec. 7	at Los Angeles Rams	6:00 p.m.	8:00 p.m.
Sun., Dec. 14	PHILADELPHIA EAGLES	12:00 noon	
Sun., Dec. 21	CHICAGO BEARS	3:00 p.m.	

1986 Training Camp Data

LOCATION

California Lutheran University
Conejo Hall
3270 Campus Drive South
Thousand Oaks, California 91360

DATES:

July 6 through August 21
After August 21, back home
in Dallas

* REPORTING DATES:

Rookies report on Sun., July 6
Veterans report on Sun., July 13

PHONE NUMBERS:

Switchboard805/493-3500
Doug Todd805/493-3494
Greg Aiello805/493-3499
Telecopier Line ...805/493-3468
TWX Line910/336-1104

Note to Media: The "Dial-a-Cowboy" number is 214/487-1111. Dial that number any time of the day or night for a taped interview with a Dallas player or coach.



Cowboys Club Directory

General Partner: H. R. "Bum" Bright
President and General Manager: Texas E. Schramm
Vice President-Personnel Development: Gil Brandt
Vice President-Treasurer: Don Wilson
Vice President-Administration: Joe Bailey
Vice President-Pro Personnel: Bob Ackles

Coaching:

Tom Landry—Head Coach
Jim Myers—Assistant Head Coach/
Offensive Line
Neill Armstrong—Research &
Development
Paul Hackett—Pass Offense
Coordinator/QBs, Receivers
Al Lavan—Running Backs
Alan Lowry—Special Teams
Dick Nolan—Defensive Backs
Ernie Stautner—Defensive
Coordinator/Defensive Line
Jerry Tubbs—Linebackers
Bob Ward—Conditioning
Marge Anderson—Secretary
Barbara Goodman—Secretary
Tula Johnapelus—Secretary

Scouting:

Bob Griffin—Scout
Mike Hagen—Scout
Charlie Mackey—Scout
Dick Mansperger—Scout
Ron Marciniak—Scout
Jeff Smith—Scout
John Wooten—Scout
Walt Yowarsky—Scout
Wendy Bordinat—Secretary
Hazel Nichols—Secretary

Medical:

Don Cochren—Trainer
Ken Locker—Assistant Trainer
Dr. Marvin P. Knight
Dr. J. Pat Evans
Dr. J. R. Zamorano

Counseling Services:

Larry Wansley—Director

Photographic Services:

Bob Friedman—Director
Robert Blackwell—Assistant

Equipment:

Buck Buchanan—Manager
Jerry Fowler—Assistant
Otis Jackson—Assistant

Public Relations:

Doug Todd—Director
Greg Aiello—Media Services/
Marketing
David Pelletier—Assistant
Jerri Mote—Secretary

Advertising:

Peggie Bullock—Director
Cindy Birne—Assistant

Administration:

Dan Werner
Director of Business Operations
Jim Lancaster—Controller
Pete Garza—Building Engineer
Jill Buckley—Secretary
Allan Cariker—Computer Services
Kathy Coleman—Mail/Supplies
Cherri Gamble—Switchboard
Dee Dee Ground—Secretary
Billy Hicks—Administrative Aide
Bunker Hill—Administrative Aide
Debbie McBride—Accounting
Connie Medina—Secretary
Pat Miller—Accounting
Deana Patterson—Receptionist

Ticket Office:

Steve Orsini—Ticket Manager
Ann Lloyd—Assistant Manager
Patty Howell—Assistant
Mary Reed—Assistant

Cheerleaders:

Suzanne Mitchell—Director
Debbie Bond—Assistant Director
Shannon Werthmann—
Choreographer
Judy Trammell—Choreographer

Entertainment:

Jim Skinner—Halftime Director
Bill Lively—Band Director

Cowboys Weekly:

Russ Russell—Publisher
Steve Perkins—Editor
Carlton Stowers—Associate Editor
Bobbie Collier—Production Manager
Sharon Carnahan—Circulation
Manager

Pam Peterson—Assistant

Cowboys Travel:

Bill Phelps—Director

Limited Partnership

H. R. Bright
L. Brad Camp
J. L. Huffines, Jr.
Mrs. Amelia Hodges

Texas E. Schramm
Ed A. Smith, Jr.
Arthur Temple
S. Foster Yancey

THE MANAGEMENT

Bum Bright General Partner



H. R. (Harvey Roberts) Bright, better known as "Bum," has smoothly guided the Cowboys into a new era since his limited partnership acquired the club in the spring of 1984.

Bright put together the ownership group and masterminded the complicated purchase of the Cowboys from founder Clint Murchison, Jr. Bright serves as general partner of the limited partnership.

With Bright at the helm, the Cowboys began their second 25 years by moving into their state-of-the-art headquarters and training facility. Bright also guided the renovation of Texas Stadium, including the addition of 114 Crown Suites and the installation of two DiamondVision color scoreboards.

Born in Muskogee, Okla., Bum moved to Dallas with his family when he was eight years old. He earned a degree in petroleum engineering from Texas A&M University in 1943 before serving 2½ years as a captain in the Army Corps of Engineers.

Bright entered the oil business following his military service. He is senior partner of Bright & Company, a Dallas-based oil and gas production firm. He also has extensive holdings in the banking industry.

Bright is chairman of the board of directors of Children's Medical Center of Dallas and past chairman of the board of regents of Texas A&M. He and wife Peggy live in Dallas. Bum has four children — Carol, Margaret, Christopher and Clay.

Tex Schramm President-General Manager



The trademark stability of the Cowboys' front office team traces to the leadership of the club's first and only general manager, Texas E. Schramm.

Managing partner of the Cowboys' ownership group, Schramm has directed the daily operation of the Cowboys since 1960 when Clint Murchison, Jr., founded the franchise.

A native of Los Angeles with family roots in San Antonio, Texas, Schramm earned a degree in journalism from the University of Texas. He joined the Los Angeles Rams as publicity director in 1947 after two years as a sports writer and sports editor at the Austin American-Statesman. In a 10-year career with the Rams he rose from publicity director, to assistant to the president, to general manager. During his tenure he brought Pete Rozelle into the NFL as the Rams' publicity director.

Schramm left the Rams in 1957 to join CBS Television as assistant director of sports. He put together the first network telecast of the Olympics, but, following those Winter Games of 1960 in Squaw Valley,

Calif., Schramm returned to pro football upon being hired by Murchison to run the NFL's new Dallas franchise.

After the Cowboys won Super Bowl XII, Schramm was named NFL Executive of the Year by The Sporting News, and in 1978 he received the Bert Bell Award for outstanding executive leadership in the NFL. Tex serves as chairman of the NFL's Competition Committee and on the executive committee of the NFL Management Council.

Tex and wife Marty live in Dallas. They have three daughters — Mardee, Christi and Candy.



Gil Brandt

Vice President-Personnel Development

Gil Brandt is the man responsible for finding the football players who have made the Cowboys a winning team for a remarkable 20 consecutive years.

Brandt has been the Cowboys' chief talent scout since the club's birth in 1960. He had served as a part-time scout for the Los Angeles

Rams under General Manager Tex Schramm in the 1950s. When Schramm took command of the newly formed Dallas Cowboys in 1960, one of the first people he hired was Brandt. Schramm, Brandt and Coach Tom Landry form the triumverate which has guided the Cowboys since 1960.

Brandt helped pioneer many of the scouting techniques used by NFL clubs today, such as computer analysis of prospects, converting basketball players and track athletes into football players and finding top free agents from undrafted rookies, such as Drew Pearson, Cliff Harris and Everson Walls.

A native of Milwaukee and a graduate of the University of Wisconsin, Brandt worked as a baby photographer before his flair of discovering football talent led him into the NFL.

Gil and wife Dot live in Dallas with sons Chuck, Todd and Brig.



Don Wilson

Vice President-Treasurer

Don Wilson has overseen the financial management of the Cowboys since joining the club in 1971 as treasurer.

A native of Tulsa, Okla., Wilson received his bachelor of science degree in business administration from the University of Tulsa in 1955.

Wilson began his accounting career with Arthur Andersen & Co. in Oklahoma City as audit manager from 1955-65. In 1965 he moved to Bath, Maine, to become controller of Bath Iron Works Corporation until 1969.

Wilson served as a vice president of Parkwood Laminates, Inc., in Lowell, Mass., from 1969-71 before joining the Cowboys. He is a member of the American Institute of Certified Public Accountants.

Don and wife Gloria live in Irving, Texas. Don has two sons, Michael and David.

Joe Bailey Vice President-Administration



Joe Bailey has served as the Cowboys' vice president in charge of administration since 1977. In 1986 he took on the additional duty of negotiating player contracts. Bailey's career with the Cowboys has included a wide variety of assignments, beginning with his years as a training camp equipment aide in the 1960s.

Bailey joined the Cowboys fulltime in 1970 as a scout after two years with Merrill Lynch in Washington, D.C. Bailey became the Cowboys' business manager in 1971 and handled that post until 1977 when he was elevated to vice president in charge of the club's administrative operation.

The Washington, D.C., native attended the University of North Carolina on a football-baseball scholarship, graduating in 1968 with a degree in political science. He attended the Advanced Management Program of the Harvard University Graduate School of Business in 1985.

Joe serves on the board of directors of NFL Properties, NFL Films and the Plaza National Bank in Dallas. He is a member of the Salesmanship Club of Dallas. Joe and wife Julie live in Dallas with their children — Joe IV, Tara and Tyler.

Bob Ackles Vice President-Pro Personnel



Bob Ackles joined the Cowboys in July as the club's first director of pro personnel following 11 years as general manager of the Canadian Football League's British Columbia Lions. He was considered one of the CFL's top administrators.

Ackles is responsible for scouting all NFL players and for dealing with other NFL teams on player personnel matters. He also supplies information on opposing players to the Cowboys' coaching staff.

Bob performed virtually every administrative duty during a 32-year career with the B.C. Lions. He had the unique distinction of joining the club in its first year of operation in 1954 as a 16-year-old waterboy.

He worked his way through college as the Lions' equipment manager and became assistant general manager before being elevated to general manager in 1975. Part of Ackles' responsibilities was keeping tabs on NFL players, including annual visits to NFL training camps. He visited the Cowboys' training camp six of the past eight years.

Under Ackles' leadership, the Lions became one of the CFL's winningest teams, moved into a new stadium and built a new training facility. Last year the Lions won the Grey Cup, emblematic of the CFL championship.

Bob and wife Kay have one son, Scott.



COWBOYS CENTER

AT THE VALLEY RANCH

The Dallas Cowboys and Triland International announced plans on March 27, 1984 for the development of Cowboys Center, the most ambitious marketing project ever undertaken by a sports team.

Called "Emerald City for the Cowboys" in a Sept. 2, 1985 story in Newsweek, Cowboys Center when completed will include the club's headquarters and training facility, Cowboys ShowPlace, an ice arena, a hotel-conference center, sports medicine clinic, retail and restaurant pavilion and office park.

Cowboys Center is located on 200 acres in Valley Ranch, a 2,500-acre, master-planned commercial and residential community in north-west Dallas County. Cowboys Center is a joint venture between Triland International of Dallas and the Dallas Cowboys Football Club. Triland Development, an affiliate of Triland International and developer of Valley Ranch, is the managing partner of the venture. Triland Development is responsible for the design, development and marketing of the project.

Here are the components of Cowboys Center:

COWBOYS RANCH:

The Cowboys moved into their state-of-the-art headquarters and training facility in August 1985. The complex includes two grass football fields, locker and training room facilities, meeting rooms, weight training and exercise areas, running trails, racquetball, basketball and tennis courts and a video lab. All coaching, scouting and administrative offices are located in the 80,000-square foot structure of Arizona sandstone, along with a ticket office, souvenir shop, Dallas Cowboys Travel Agency, Cowboys Cheerleaders Dance Academy, offices for the Cowboys Weekly, a press room with a research library, a television studio plus a variety of lounge areas.

COWBOYS SHOWPLACE:

The crown jewel of Cowboys Center, Cowboys ShowPlace will offer an experience of sight, sound and touch celebrating the history of the team. There will be a variety of displays and other innovative gadgetry that will make ShowPlace a must for all football fans.

NORTH TEXAS ICE ARENA:

The only facility in the Dallas area devoted exclusively to ice sports, the North Texas Ice Arena opened in April 1986. The ice arena is home to area hockey leagues, a skating school and figure skating classes.



HOTEL-CONFERENCE CENTER:

A 300-room hotel and executive conference center will provide innovative meeting and conference facilities, complementing the wide range of activities offered by Cowboys Center.

SPORTS MEDICINE CLINIC:

Cowboys Center offers a natural tie-in to the burgeoning sports medicine field. The sports medicine clinic will focus on the prevention, diagnosis, treatment and rehabilitation of athletic injuries.


RETAIL-RESTAURANT PAVILION:

Indoor and outdoor dining, specialty shops and a pedestrian bridge connecting this area to Cowboys Ranch will highlight the retail and restaurant area. The dining and shopping opportunities will add to the "city-within-a-city" concept.

OFFICE PARK:

More than 90 acres of prime office sites will have access to the hotel and conference center, sports medicine clinic, ice arena and retail-restaurant pavilion in Cowboys Center. Valley Ranch's residential area will give employers a potential work force of 25,000.

THE COACH



To understand what keeps Tom Landry at the top of his profession in 1986 as he enters his 27th season with the Dallas Cowboys, just ask him about 1985.

"Nobody believed we could win the NFC East last year," he says with a little smile. "And after we won it, they still don't believe it."

The competitive fires still burn brightly in Landry, 62, whose 253 career victories place him behind only George Halas (325) and Don Shula (255) in the history of the NFL.

Under Landry, the Cowboys have enjoyed 20 consecutive winning seasons. It's a record unmatched in NFL history and topped in all of professional sports only by the 1926-64 New York Yankees and the 1952-83 Montreal Canadiens.

The last time the Cowboys lost more games than they won was 1964, when they were 5-8-1. They were 7-7 in '65, and have been above .500 ever since.

Eighteen of those 20 years saw the Cowboys in the playoffs. They've won 12 division championships and five NFC titles for a record five Super Bowl appearances.

Landry's teams won Super Bowl VI over Miami and Super Bowl XII over Denver.

"I coach because I enjoy bringing a team back when it's on a downward slope," Landry told the Dallas Times Herald last spring.

"It was fun coaching the '85 team. It was fun watching them get through the peaks and valleys. It was fun watching players reach a greater height than they expected to reach.

"When players can fight back and bounce back like they did last year, it gets me excited."

And that, in turn keeps the excitement level high, year after year, at Texas Stadium.

* * *

Thomas Wade Landry was born in Mission, Texas, on Sept. 11, 1924. He was an All-Regional fullback at Mission High School before enrolling at the University of Texas. Following one semester he joined the Air Corps and flew 30 B-17 missions with the Eighth Air Force in World War II.

In November 1945 he was discharged as a first lieutenant and returned to Texas where he became a star fullback and defensive back, earning All-Southwest Conference honors as a junior and co-captaining the Longhorns as a senior. With Landry's help Texas beat Alabama in the 1948 Sugar Bowl and Georgia in the 1949 Orange Bowl.

Landry played for the New York Yankees of the All-America Conference in 1949 before joining the NFL's New York Giants the next year. He was a mainstay in the Giants' defensive secondary through 1955, the last two years as a player-coach. He earned All-Pro honors in 1954.

Following his retirement as a player in 1955, Tom served as the Giants' defensive coach through 1959. Giants Head Coach Jim Lee Howell called him "the best defensive coach in the business."

Coach Landry and wife Alicia, whom he met at Texas, have three children — Tom Jr., an attorney and oilman, Kitty and Lisa. Kitty and her husband, former Texas quarterback Eddie Phillips, have two children.

Landry is an inspirational leader to many because of his principles and achievements. Tom devotes much of his spare time to the Fellowship of Christian Athletes and serves on the Board of Trustees of the National FCA.

In March, 1984, Mission High School dedicated Tom Landry Stadium in honor of its native son. Tom also was named national chairman of the NFL Alumni Association's 1984 Youth of America Week, and he received the 1984 American Exemplar Medal from the Freedom Foundation.

Coach Landry was a national 1983 Horatio Alger Award winner for his inspirational rise to prominence. In 1981 the NFL Alumni Association presented him with its highest honor, the Order of the Leather Helmet, for distinguished service to football.

In 1980 California Lutheran College, home of the Cowboys' annual training camp, established the Landry Medal, awarded annually to a person who has distinguished himself in his profession and serves as an inspiration to American youth.

Landry earned a degree in business at Texas and one in industrial engineering from the University of Houston. He holds honorary degrees from California Lutheran College (Doctor of Humane Letters), John Brown University (Doctor of Humanities), Southwest Baptist College

(Doctor of Laws) and Indiana Central University (Doctor of Laws). In 1978 he was inducted into the Texas Sports Hall of Fame.

THE LANDRY YEARS

YEAR	W	L	T	YEAR	W	L	T
1960	0	11	1	1974	8	6	0
1961	4	9	1	*1975	10	4	0
1962	5	8	1	*1976	11	3	0
1963	4	10	0	*1977	12	2	0
1964	5	8	1	*1978	12	4	0
1965	7	7	0	*1979	11	5	0
*1966	10	3	1	*1980	12	4	0
*1967	9	5	0	*1981	12	4	0
*1968	12	2	0	*1982	6	3	0
*1969	11	2	1	*1983	12	4	0
*1970	10	4	0	1984	9	7	0
*1971	11	3	0	*1985	10	6	0
*1972	10	4	0	TOTALS	233	132	6
*1973	10	4	0				

*Qualified for Playoffs (Won Super Bowl VI on Jan. 16, 1972; won Super Bowl XII on Jan. 15, 1978). Landry and the Cowboys are 20-16 in playoff games.

NFL'S TOP 10 WINNINGEST COACHES*

COACH, TEAMS	W	L	T
1. GEORGE HALAS (40 years) Chicago Bears ('20-'29, '33-'42, '46-'55, '58-'67)	325	151	31
2.** DON SHULA (23 years) Baltimore ('63-'69), Miami ('70-'85)	255	99	6
3.** TOM LANDRY (26 years) Dallas Cowboys ('60-'85)	253	148	6
4. CURLY LAMBEAU (33 years) Green Bay ('21-'49), Chi. Cards ('50-'51), Wash. ('52-'53)	234	135	23
5. PAUL BROWN (21 years) Cleveland ('50-'62), Cincinnati ('68-'75)	170	108	6
6. BUD GRANT (18 years) Minnesota ('67-'83, 1985)	168	108	5
7.** CHUCK NOLL (17 years) Pittsburgh ('69-'85)	164	104	1
8. STEVE OWEN (23 years) New York Giants ('31-'53)	154	108	17
9. HANK STRAM (17 years) Dallas Texans ('60-'62), Kansas City ('63-'74), New Orleans ('76-'77)	136	100	10
10. WEEB EWBANK (20 years) Baltimore ('54-'62), New York Jets ('63-'73)	134	130	7

*Regular season and playoffs

**Active in 1986

THE COACHING STAFF

Jim Myers

Assistant Head Coach • Offensive Line

Jim Myers, the dean of the Cowboys' assistant coaching staff, has fielded quality offensive lines consistently for two decades. Myers has developed All-Pro and Pro Bowl players Ralph Neely, John Niland, Rayfield Wright, Blaine Nye, Herbert Scott and Pat Donovan.



Myers has announced that he will retire from coaching following the 1986 season, his 40th in coaching. "I'd been planning on a total of 40 years in coaching and this is it," Myers said.

In his 25th year with the Cowboys, Myers specializes in converting college defensive linemen into top NFL offensive linemen, including Nye, Donovan, John Fitzgerald, Kurt Petersen and Glen Titensor.

Myers joined the Cowboys in 1962. He was head coach at Iowa State in 1957 and head coach and athletic director at Texas A&M from 1958-61. In 1977 Tom Landry turned over some of his duties to his long-time aide, naming Jim to the newly created post of assistant head coach.

A native of Madison, W. Va. (11/12/21), Myers was an outstanding lineman at the University of Tennessee in 1941-42 and at Duke in the Marine Corps V-12 program in 1943.

Prior to becoming head coach at Iowa State, Myers served as an assistant at Wofford College, Vanderbilt and UCLA. In 1978 he received the Distinguished American Award from the East Tennessee Chapter of the National Football Foundation and Hall of Fame. In 1985 he was named a Dallas Father of the Year.

Jim serves on the board of directors of the Dallas chapters of the Boys Clubs of America, the Lovers Lane Methodist Church in Dallas and the Fellowship of Christian Athletes. He also serves on the Dallas Father of the Year Council.

Jim and wife Carolyn have three daughters — Susan, Kathy and Carol — and eight grandchildren.





Neill Armstrong

Research and Development

Neill Armstrong studies and evaluates all players and teams in the NFL. His reports provide the basis for the formulation of the Cowboys' game plans. Neill joined the Cowboys in 1982. He took over the R&D position from Ermal Allen, who held it for 14 years until his retirement in 1984.

Armstrong compiled a 30-34 record in four seasons (1978-81) as head coach of the Chicago Bears before coming to Dallas. Before joining the Bears he was an assistant coach with the Minnesota Vikings for nine years, seven as defensive coordinator.

Armstrong led Edmonton to the Canadian Football League playoffs three times during a six-year reign as head coach from 1964-69. Neill began his professional coaching career with the Houston Oilers in 1962-63 following seven years (1955-61) as an assistant at his alma mater, Oklahoma State.

A native of Tishomingo, Okla. (3/9/26), Armstrong was an All-America receiver at Oklahoma State (then Oklahoma A&M) from 1943-46. He was the Philadelphia Eagles' No. 1 draft choice in 1947. He played on two NFL championship teams in five seasons (1947-51) with the Eagles. He was a two-time all-star in three years with the CFL's Winnipeg Blue Bombers (1951, '53-54).

Neill and wife Jane have three children — Neill Jr., David and Gail — and five grandchildren.



Paul Hackett

Pass Offense Coordinator • QBs/Receivers

The newest addition to Tom Landry's coaching staff, Paul Hackett joined the Cowboys in February after three years as quarterbacks/receivers coach of the San Francisco 49ers. Under Hackett's guidance, 49ers quarterback Joe Montana was the NFC's highest-rated quarterback and led the NFC in TD passes in both 1984 and '85.

As a senior at UC Davis in 1969 Paul led the Far Western Conference in passing. He began his coaching career the next year at his alma mater before moving on to the University of California in 1972. While at Berkeley Hackett coached All-America Steve Bartkowski, who led the NCAA in passing in 1974, and the late Joe Roth, who led the Pac 8 in passing in 1975.

Following a four-year hitch at Cal, Hackett was named quarterbacks coach at the University of Southern California. With the Trojans he coached Vince Evans and Paul McDonald, who set 17 USC, Pac-10 and NCAA records.

Hackett began his pro coaching career with the Cleveland Browns in 1981. He spent two years as the quarterbacks coach before moving to San Francisco in 1983.

A native of Burlington, Vt. (7/5/47), Paul and wife Elizabeth have two sons — David and Nathaniel.

Al Lavan Running Backs



Following eight years of coaching in college and the pros, Al Lavan became the Cowboys' running backs coach in 1980. Under Lavan the Cowboys' running game has remained one of the most feared in the NFL. Tony Dorsett, Timmy Newsome and James Jones all matured under Lavan's tutelage.

Lavan coached running backs at Stanford in 1979 after two years at Georgia Tech handling receivers and running backs. He directed defensive backs and special teams for the Falcons in 1975 and '76.

Lavan began his coaching career in 1972 as receivers coach at his alma mater, Colorado State. He moved to Louisville to coach defensive backs in 1973 before being named receivers coach at Iowa State in 1974. The next season he returned to the Falcons as a coach.

A native of Pierce, Fla. (9/13/46), Lavan was a defensive back and place kicker at Colorado State and was drafted in the eighth round by Philadelphia in 1968. He played defensive back for the Eagles in 1968, then for Atlanta in 1969 and '70.

Al and wife Bessie have three children — Travis, Douglas and Maeleeke.

Alan Lowry Special Teams



Alan Lowry was named Cowboys special teams coach in 1982 after five seasons as defensive backfield coach of his alma mater, the University of Texas. He also works with Cowboys tight ends.

Lowry is one of the few football players in Southwest Conference history to earn All-Conference honors both as an offensive and defensive star. He was a defensive back at Texas in 1970 and '71 when the Longhorns won a national and two conference championships. Lowry was All-SWC in 1971.

In 1972 Lowry was switched to quarterback and earned conference honors again in leading Texas to a 10-1 season, including a come-from-behind victory over Alabama in the Cotton Bowl.

After receiving his degree in physical education, Lowry served as an assistant coach at Virginia Tech in 1974. He joined the Wyoming staff under Fred Akers in 1975, but resigned that post in the summer of 1976.

Lowry worked for the Cowboys' scouting department in the fall of 1976 before joining Akers' staff at Texas in December 1976.

Lowry is a native of Irving, Texas (11/21/50), home of Texas Stadium. Alan and wife Donna live in Dallas with daughter Marta Jean.



Dick Nolan

Defensive Backs

After four years as receivers coach with the Cowboys, Dick Nolan returned to a familiar role as the Cowboys defensive backs coach in 1986, reuniting the original "Doomsday Defense" coaching staff of Nolan and Ernie Stautner. After a year as a player-coach in 1962, Dick oversaw the Cowboys defensive backs from 1963-67, developing All-Pros Mel Renfro and Cornell Green.

Nolan left the Cowboys to become head coach of the San Francisco 49ers from 1968-75. His teams won the NFC West championship in 1970, '71 and '72. He was NFC coach of the year in 1970.

Nolan joined New Orleans as linebackers coach in 1977 and was head coach of the Saints from 1978-80. Dick was the defensive coordinator of the Oilers in 1981 before returning to Dallas in 1982.

Nolan and Tom Landry were defensive back teammates with the New York Giants in 1954 and '55 when Tom was a player-coach. Nolan also played under Landry in 1956, '57 and '59 when Tom was New York's defensive coach. Nolan played for the Chicago Cardinals in 1958 before returning to the Giants for the next three seasons.

Born in Pittsburgh, Pa. (3/26/32), and raised in White Plains, N.Y., Nolan was a two-way star football player at the University of Maryland from 1951-53. He played offensive and defensive halfback on Maryland's 1953 national championship team.

Dick and wife Ann have six children — Richard Jr., Nancy, Michael, Kelly, Lisa and Jimmy — and three grandchildren.



Ernie Stautner

Defensive Coordinator • Defensive Line

Under the direction of Pro Football Hall of Famer Ernie Stautner, the Cowboys consistently field excellent defenses and All-Pro defensive linemen like Bob Lilly, George Andrie, Harvey Martin, Randy White, Ed Jones and John Dutton.

The Cowboys' famed "Doomsday Defense" began to emerge shortly after Stautner's arrival as defensive line coach in 1966. Ernie also helped fashion "Doomsday II," which carried Dallas to its second Super Bowl title in 1977.

Stautner was an All-Pro defensive end and tackle with the Pittsburgh Steelers where he played for 15 years (1950-64) despite being relatively small at 6-0, 230 pounds. A veteran of nine Pro Bowls, he was elected to the Pro Football Hall of Fame in 1969, his first year of eligibility. In 1982 he was voted to the Steelers' 50th anniversary team.

Ernie was born in Cham, Bavaria (4/20/27), but grew up in Albany, N.Y. Following a World War II Marine Corps hitch (1943-46), he enrolled at Boston College and developed into a two-way star lineman.

Ernie directs the annual Ernie Stautner Football Camp for Boys every June at Texas Stadium.

Ernie has three children — Joe, Terri and Carol.

Jerry Tubbs Linebackers



The only original Cowboys player still with the club is Jerry Tubbs, who came to Dallas in the 1960 expansion draft from the San Francisco 49ers.

Jerry was the Cowboys' first starting middle linebacker and one of four in club history. As a coach he developed his successors at the critical middle spot, Lee Roy Jordan, Bob Breunig and Eugene Lockhart. Tubbs, Jordan and Breunig all played in the Pro Bowl.

Tubbs played for the Cowboys for eight seasons (1961-67), serving as player-coach the last two. He was the Cowboys' first All-Pro and Pro Bowl linebacker (1962) and was known as one of the most aggressive players in the game.

Jerry has coached four Pro Bowl linebackers in Dallas — Jordan, Breunig, Chuck Howley and Thomas Henderson.

Born in Breckenridge, Texas (1/23/35), Jerry was inducted into the Texas High School Football Hall of Fame in 1971. He was an All-America center-linebacker for Bud Wilkinson's unbeaten Oklahoma teams from 1954-56. Tubbs was the Walter Camp Award winner in 1956 as the nation's outstanding player.

In '85 *Sooners Illustrated* magazine ranked Tubbs No. 4 on the list of the 10 all-time greatest Oklahoma football players.

Tubbs was drafted in the first round by the Chicago Cardinals in 1957 and also played for the 49ers before coming to Dallas.

Jerry and wife Marlene have two children — Alan and Kayla.

Bob Ward Conditioning



Dr. Bob Ward has Cowboys players enthusiastically participating in his innovative conditioning programs, which include weightlifting, aerobic conditioning, martial arts, flexibility training and nutrition.

Working with computers and emphasizing futuristic concepts, Ward directs the Cowboys' voluntary offseason conditioning program, using biomechanics to devise individual programs for each player. He also supplies each player with a training program during the season.

Ward was track coach for 11 years at Fullerton College in California before joining the Cowboys in 1975.

A graduate of Whitworth College in Spokane, Wash., Ward was an NAIA Little All-America in football and competed at the National NAIA track meet in the shot put and discus. He received his master's degree in physical education from the University of Washington and his doctorate from Indiana University.

Bob has trained extensively in the martial arts and taught Cowboys players various martial arts techniques that can be used in football. A member of Delta Force, a U.S. Army think-tank, he founded the National Association of Speed and Explosion with George Dintiman.

A native of Huntington Park, Calif. (7/4/33), Bob and wife Joyce have two children — Shannon and Erin.



DON COCHREN



KEN LOCKER



BUCK BUCHANAN

DON COCHREN, Trainer

Don Cochren joined the Cowboys in 1965 after experience in college, military and Canadian Football League training.

A graduate of Purdue, Cochren earned his physical therapy certificate at Pennsylvania. He was trainer at Case Institute (now Case-Western Reserve) in Cleveland for two years, with the Toronto Argonauts of the CFL for four years and at the University of New Hampshire for one year before coming to Dallas. He also served as a physical therapy officer in the Air Force for two years.

Don was one of 28 trainers selected from colleges and professional sports teams to serve the United States team at the 1980 Winter Olympics in Lake Placid, N.Y. In 1984 Don received the 25-year honor award from the National Athletic Trainers Association.

A native of Princeton, Ind. (2/6/32), Don and wife Jan have four children — Jan, Scott, Wendy and Chris.

KEN LOCKER, Assistant Trainer

Ken Locker works with Don Cochren and supervises the Cowboys' medical rehabilitation program. Locker came to the Cowboys in 1973 after four years as assistant trainer and interim head trainer at North Texas State University.

Locker received his master's degree in physical education from Texas Woman's University. He served two years as trainer of World Championship Tennis, traveling with the men's tour in 1975 and '76.

In 1982 Ken was trainer for NBC's "Survival of the Fittest" competition in New Zealand. He serves as group coordinator of the Dallas Blood Center and on the executive board of the Professional Football Athletic Trainers Society.

Ken is a native of Seminole, Texas (7/23/51). He and wife Pam live in Roanoke, Texas, with daughters Baylee Arrena and Berkley Anne.

BUCK BUCHANAN, Equipment Manager

William T. "Buck" Buchanan joined the Cowboys in 1973 after supervising athletic programs in the Air Force for 20 years.

SMSGt. Buchanan was a non-commissioned officer in charge of athletics and programs at the U.S. Air Force Academy Prep School in Colorado Springs for four years. He was awarded the Bronze Star for his performance during a 1968-69 tour of duty in Thailand.

Buck was born in Ballinger, Texas (5/24/33). He and wife Geraldine have two children — Bucky and Julie.



THE PLAYERS

MIKE RENFRO



Vince Albritton ★ 36

SAFETY • **WASHINGTON** • **3rd YEAR**
HT: 6-2 • **WT: 213** • **BORN: 7/23/62** • **FA FOR '84**

PRO: Vince Albritton fits in perfectly in the Cowboys' 4-0 defense. After earning a spot on the roster as a free agent defensive back in 1984, Albritton was moved to linebacker in 1985 and back to safety in '86. He possesses the size and strength to handle the run and the speed to cover the receivers. "He's kind of a swing man between safety and linebacker," says Tom Landry. "He's big and strong and has experience at linebacker in our 4-0 defense." Vince pulled a hamstring in training camp last year and was placed on injured reserve after the San Diego preseason game. He was re-activated with seven games remaining and played well on special teams and as a linebacker in the 4-0 defense. Against Philadelphia (11/24) he had three tackles and two passes defensed. Vince received his first pro start against San Francisco (12/22) when the Cowboys began the game in the 4-0 pass defense. As a rookie Albritton appeared in all 16 games on special teams and in the 4-0 defense. **GAMES/STARTS: 1984 (16/0), 1985 (7/1).** Total — 23/1.

COLLEGE: Vince played safety, linebacker and cornerback at Washington. Playing strong safety his senior year, he led the Husky secondary in tackles, and played in the Japan Bowl. An honorable mention All-West Coast and second team All-Pac 10 pick in 1983, Albritton was a teammate of Steve Pelluer at Washington.

PERSONAL: Vince Denader Albritton attended McClymonds High School in Oakland, Calif., where he concentrated mostly on baseball. He led the football team to the Oakland Athletic League title in his senior year when he intercepted a league-leading and school-record eight passes, earning him All-OAL honors. He is working towards his degree in speech communications at Washington.

ALBRITTON'S COWBOYS TOTALS

Year	Opponents' Fumbles Recovered					Tackles — QB Traps				
	No.	Yds.	Avg.	Long	TD	Year	Solo	Ast.	Tot.	Tps.
1984	1	0	0.0	0	0	1984	4	4	8	1
						1985	5	3	8	0
						Totals	9	7	16	1



Dowe Aughtman ★ 76

GUARD • AUBURN • 2nd YEAR
HT: 6-2 • WT: 259 • BORN: 1/28/61 • D-11 FOR '84

PRO: When Dowe Aughtman injured his shoulder in training camp and subsequently was placed on injured reserve for the year, one of the most interesting stories of 1985 was put on hold until this season. Aughtman joined the Cowboys as a longshot defensive tackle candidate after being drafted in the 11th round in 1984. The fact that he ended up making the team, then finished the season as a bright, young offensive guard prospect is a testament to Aughtman's greatest quality — his competitive nature. The Cowboys switched Aughtman to offense in September of his rookie year after injuries decimated the offensive line. "He had never played guard and he looked it in the beginning," Tom Landry said. "But the kid is a great competitor. He's very compact. He's a tough, hard-nosed guy. Usually that kind of personality is playing defense. Aughtman may develop and surprise us this summer." Dowe saw no game action at guard in 1984, but did play on special teams in seven games. "The thing that impressed me was his aggressiveness and desire," offensive line coach Jim Myers said. "He was running over people and knocking them down in practice. Guys started looking for him so they could get out of the way. He's the kind of player who will excel." GAMES/STARTS: 1984 (7/0), 1985 (IR). Total — 7/0.

COLLEGE: Aughtman was a two-time All-Southeastern Conference nose tackle at Auburn. A senior co-captain, he was described in the Auburn football guide as "a good ole country boy who likes to play football, ride around in a truck and chew tobacco."

PERSONAL: Lorenzo Dowe Aughtman and wife Brenda live in Coppell, Texas, a Dallas suburb. Dowe attended T.R. Miller High School in his native Brewton, Ala., and is pursuing a degree in education from Auburn. His hobbies are hunting deer and turkey. In college he listed his favorite NFL player as Randy White.



Brian Baldinger ★ 62

GUARD • DUKE • 4th YEAR
HT: 6-4 • WT: 261 • BORN: 1/7/59 • FA FOR '82

PRO: Baldinger missed the entire 1985 season recovering from knee surgery, but entered '86 training camp at full speed thanks to his untiring efforts in the rehabilitation program. When he was hurt in the pre-season, Brian was in the thick of the battle for a starting slot in the offensive line. When regulars were injured in 1984, Baldinger started two games at guard and two at tackle, acquitting himself well and catching the coaches' attention. "Brian Baldinger is a great com-



BALDINGER, Cont.

petitor," says Tom Landry. "He'll fight you all the way. Anybody who beats him out will have to compete very hard." **GAMES/STARTS:** 1982 (4/0), 1983 (16/0), 1984 (16/4), 1985 (IR). Total — 36/4.

COLLEGE: Baldinger was an All-Coastal Conference tight end at Nassau Community College on Long Island before transferring to Duke, where he switched to guard. Brian started 11 games his senior year and was considered the most improved player on the squad.

PERSONAL: Brian David Baldinger (BALL-ding-er) of Massapequa Park, N.Y., comes from an athletic family. His father Jim played at Navy, his brother Rich, who played at Wake Forest, was a 1982 New York Giants draft choice who later played with the Kansas City Chiefs and his brother Gary, who also played at Wake Forest, was drafted this year by Kansas City. Brian participated in football, basketball and track at Massapequa High School and is one of the stars of the Cowboys' off-season basketball team. He received his Duke degree in psychology. Baldinger has his residential real estate license and is involved in owning thoroughbred horses. Brian donates his time to the Lewisville YMCA, Special Olympics in Bonham and Dallas and the Dallas March of Dimes.



Gordon Banks ★ 87

WIDE RECEIVER • STANFORD • 4th YEAR
HT: 5-10 • WT: 173 • BORN: 3/12/58 • FA FOR '85

PRO: In the last few games and the playoffs last year Gordon Banks showed that he could possibly be a top punt returner in the NFL. Signed on 12/5 to provide depth as both a wide receiver and punt returner, Banks began returning punts against the Giants (12/15). He returned his first punt with Dallas 28 yards, the longest punt return by a Cowboys player since Gary Allen's 68-yard TD return in 1983. Banks also had a 23-yard return in the playoff game against the Rams (1/4) and saw some playing time at wide receiver in '85. "We didn't have Gordon Banks long enough to really tell where he fits in," said coach Tom Landry. "For a little man, he's got a lot of potential. He has that background in the USFL where he caught a lot of passes." The only player to catch a pass in all 54 USFL games, Banks finished his career as the Oakland Invaders' all-time leading receiver with 187 catches for 2,907 yards in three years. With a career-high 64

(Continued on next page)

BANKS' SAINTS TOTALS

Year	Receiving				Year	Punt Returns			
	No.	Yds.	Avg.	Long TD		No.	Yds.	Avg.	Long TD
1980	1	7	7.0	7 0	1981	2	0	0.0	0 0
1981	2	18	9.0	12 0					
TOTALS	3	25	8.3	12 0					

BANKS' COWBOYS TOTALS

Year	Punt Returns			
	No.	Yds.	Avg.	FC Long TD
1985	3	27	9.0	3 28 0

BANKS, Cont.

catches in 1984, Banks caught over 60 passes in each of his three USFL seasons. He had a career-high 1,115 yards receiving in 1985. Banks was signed as a free agent out of college by the New Orleans Saints, where the head coach his rookie year was current Cowboys defensive backs coach Dick Nolan. He played two years with the Saints before he was released during training camp in 1982. GAMES/STARTS: 1980 (7/0-N.O.), 1981 (6/1-N.O.), 1985 (2/0). Total — 15/1 (2/0-Dallas).

COLLEGE: Banks was a four-year letterman in both track and football at Stanford where he recorded a 10.33 100-meter dash. He started opposite All-America Ken Margerum at wide receiver for the Cardinal.

PERSONAL: A native of Los Angeles, Calif., Gordon Gerard Banks attended Loyola High School. He is president of GBI Enterprises, a company dealing in gold and silver commodities. Banks, who received his degree in political science from Stanford, lives in Los Angeles.

Bill Bates ★ 40

SAFETY • TENNESSEE • 4th YEAR
HT: 6-1 • WT: 199 • BORN: 6/6/61 • FA FOR '83

PRO: The easiest way to find Bill Bates on a crowded training camp practice field is to use your ears. Simply listen for the sound of the loudest collisions, head in that direction, and more often than not you'll find Bates involved. Tom Landry has an interesting way of describing the Cowboys' special teams captain: "Bill Bates is still Bill Bates. He'll hit anybody. You always say he is potentially a starting strong safety. It's just a matter of him controlling his impulses enough to keep everything under control in order for him to be a real solid player. But, boy, he is a competitor. He's the type of player you need on the field." When Dallas needed a punt returner midway in the '86 season, Landry turned to Bates. "He can catch the ball," reasoned the coach, "and we know he'll go north-south." Bates intercepted four passes in 1985, doubling the total of his first two seasons, and again was the leading tackler among non-starters. But, with the



(Continued on next page)

BATES' COWBOYS TOTALS

Year	Pass Interceptions				
	No.	Yds.	Avg.	Long	TD
1983	1	29	29.0	29	0
1984	1	3	3.0	3	0
1985	4	15	3.8	8	0
TOTALS	6	47	7.8	29	0

Year	Tackles — QB Traps			
	Solo	Ast.	Tot.	Tps.
1983	54	30	84	— 4
1984	38	14	52	— 5
1985	38	13	51	— 1
TOTALS	130	57	187	— 10

Year	Opponents' Fumbles Recovered				
	No.	Yds.	Avg.	Long	TD
1983	2	0	0.0	0	0
1984	1	0	0.0	0	0
TOTALS	3	0	0.0	0	0

Year	Punt Returns				
	No.	FC	Yds.	Avg.	Long TD
1985	22	6	152	6.9	21 0

BATES, Cont.

Cowboys using as many as seven defensive backs at any one time, Bill saw a great deal of action on defense in addition to his varied special teams duties. Former Cowboys assistant Gene Stallings, now head coach at St. Louis, summed up Bates' contributions thusly: "You can go to a game, not know anything about football, and still see Bill Bates. He'll trap somebody, make a tackle on a kickoff, knock somebody down. It's my contention that you don't have to look for good football players. They stick out." GAMES/STARTS: 1983 (16/1), 1984 (12/2), 1985 (16/0). TOTAL: (44/3).

COLLEGE: Bates played both safety positions in four years as a starter at Tennessee. He was named second-team All-Southeastern Conference his junior and senior years. Bates was known as the Vols' hardest hitter, surest tackler and as a team leader. He intercepted nine passes and recovered six fumbles in his career.

PERSONAL: William Frederick Bates was born and raised in Knoxville, Tenn., where he excelled in football, basketball and as a sprinter on the track team at Farragut High School. He was all-state in football and basketball. A 1985 NFL Man of the Year finalist, Bill supports the United Way, the Dallas-area Boys Clubs, the Special Olympics in Tennessee, the United Children's Fund of Dallas and the Dallas Wednesday's Child Program benefitting orphans. He also serves as a spokesman for the Dallas-Fort Worth Ronald McDonald Houses. Bill and wife Denise, a fashion model, live in North Dallas.



Kevin Brooks ★ 99

DEFENSIVE TACKLE • MICHIGAN • 2nd YEAR
HT: 6-6 • WT: 270 • BORN: 2/9/63 • D-1 FOR '85

PRO: Kevin Brooks figured prominently in Tom Landry's plans for the 1986 season. "We've got to have some new people come forward this year," Landry said, "someone like a Kevin Brooks who moves in and plays extremely well. If Kevin Brooks is a football player, he's got to move into the starting lineup this year. If he does, we'll be better." There's no doubt the Cowboys' 1985 first-round draft choice has the physical tools to be a top player. Brooks is, simply, a magnificent physical specimen. "He's a big, tall, strong guy who's an excellent athlete," Landry says. "He has good speed and he's very active. With those qualities, he's got great possibilities. He's extremely important to the future of the Cowboys." In his rookie season Brooks worked at all four defensive line positions. He saw limited game action, getting spot duty when minor injuries sidelined Ed Jones, Jim Jeffcoat and Don Smerek. His best game was at Houston (9/29) when he had four tackles and a sack playing most of the second half for Jeffcoat. Brooks was the fourth defensive lineman taken in the 1985 draft after Bruce Smith (Buffalo), Ray Childress (Houston) and Ron Holmes (Tampa Bay). GAMES/STARTS: 1985 (11/0).

COLLEGE: After spending his freshman year as a 6-4, 215-pound

outside linebacker, Brooks matured physically and was switched to defensive tackle. He was a three-year starter, leading the Wolverines his senior year in tackles for losses (13) and sacks (6).

PERSONAL: Born and raised in Detroit, Kevin Craig Brooks was an All-America, All-State and team MVP his senior year at MacKenzie High School. He was a member of the National Honor Society and received his school's scholar-athlete award. He earned his degree from Michigan in pre-law. Kevin actively supports the Big Brothers program in Dallas. Last May 24 he married the former Sonja Samuel of Dallas.

BROOKS' COWBOYS TOTALS

Year	Tackles — QB Traps			
	Solo	Ast.	Tot.	Tps.
1985	9	3	12	— 2

Dextor Clinkscale ★ 47



SAFETY • SOUTH CAROLINA STATE • 6th YEAR
HT: 5-11 • WT: 195 • BORN: 4/13/58 • FA FOR '80

PRO: One of the Cowboys' most astute players is Dextor Clinkscale, the starting strong safety the past three years. Seldom caught out of position, Clinkscale "is a solid player," says Tom Landry. "He is smart and always knows what's going on." In 1985 Dextor was in on a career-high 100 tackles, third most on the team, and tied his career highs of three interceptions and two sacks. He earned a coaches' game ball in a victory over Atlanta (10/27) with two interceptions and a team-leading 13 tackles. In '84 Clinkscale finished third on the team in tackles and interceptions and tied for the club lead in fumbles recovered. He had an outstanding game in a victory over Chicago (9/30) with a QB trap, an interception and eight tackles. In '83 Dextor led the team in fumbles recovered, finished fifth in tackles and scored a key touchdown in a win over the Giants (9/18). With the Cowboys clinging to a 14-13 fourth-quarter lead, Clinkscale picked off a Scott Brunner

(Continued on next page)

CLINKSCALE'S COWBOYS TOTALS

Pass Interceptions					Tackles — QB Traps				
Year	No.	Yds.	Avg.	Long TD	Year	Solo	Ast.	Tot.	Tps.
1982	1	0	0.0	0 0	1980	18	12	30	— 2
1983	2	68	34.0	68t 1	1982	14	6	20	— 2
1984	3	32	10.7	23 0	1983	53	36	89	— 2
1985	3	16	5.3	11 0	1984	68	25	93	— 1
Totals	9	116	12.9	68t 1	1985	63	37	100	— 2
					Totals	216	116	332	— 9

Opponents' Fumbles Recovered

Year	No.	Yds.	Avg.	Long TD
1980	1	0	0.0	0 0
1983	4	0	0.0	0 0
1984	2	0	0.0	0 0
1985	2	0	0.0	0 0
Totals	9	0	0.0	0 0

CLINKSCALE, Cont.

pass and raced 68 yards for his first NFL touchdown. In the season-opener at Washington (9/5) he had 12 tackles and a sack to earn a game ball. In '80 and '82 Clinkscale served as a pass-defense specialist. His first career interception came in his first NFL playoff game, a victory over the Rams in 1980 (12/28). In a 1982 playoff victory over Tampa Bay (1/9/83) he intercepted one pass, batted down another and got his hands on three more. Clinkscale spent the 1981 season on injured reserve with an Achilles tendon injury. GAMES/STARTS: 1980 (16/0), 1981 (IR), 1982 (9/0), 1983 (15/15), 1984 (15/15), 1985 (16/16). Total — 71/46.

COLLEGE: Clinkscale was a 1979 first-team Black College All-America safety and a three-time All-Mideastern Athletic Conference pick at South Carolina State. He played in the 1980 Black College All-Star Game.

PERSONAL: A native of Greenville, S.C. (J. L. Mann High School), Frederick Dexter Clinkscale earned a college degree in business administration. His three brothers also attended college on football scholarships and earned their degrees. Dexter gives his time in support of Children's Medical Center in Dallas.



Reggie Collier ★ 10

QUARTERBACK • SOUTHERN MISSISSIPPI • 1st YEAR
HT: 6-3 • WT: 207 • BORN 5/14/61 • D-6 FOR '83

PRO: Reggie Collier has the potential to become one of the most versatile quarterbacks in the NFL. An outstanding athlete, Collier possesses great speed to go along with a strong passing arm.

He signed with Dallas (5/23/86) after three seasons in the USFL. Slowed by a finger injury early in the season Collier became the starter for the Orlando Renegades in the fifth game of the '85 season. He was 229 of 427 for 2,578 yards, 13 touchdowns and 16 interceptions. Over his last six games Collier threw for eight TDs and only four interceptions, including his most productive passing day as a pro against Tampa Bay when he was 17 of 30 for 214 yards, three touchdowns and one interception. The Renegades MVP last year, Reggie also rushed for 606 yards, including touchdown runs of 63 and 71 yards, and 12 TDs on 92 carries. Against Jacksonville, Collier ran for 171 yards and four touchdowns, setting pro single-game rushing records for a QB. In three USFL seasons Reggie averaged 6.7 yards per carry (155-1,033, 17 TDs). His career passing totals are 358 of 695 attempts for 4,151 yards, 20 TDs and 35 interceptions. Collier originally signed with the Birmingham Stallions in 1983. He started five games before a knee injury forced him to miss the rest of the year. After being traded to Washington in '84, Collier spent the season backing up Mike Hohensee. He went to the Renegades in '85 when Washington merged with Orlando.

COLLEGE: As a junior at Southern Mississippi in 1981, Collier became the first QB in NCAA Division I history to go over 1,000 yards

passing and rushing in the same season. He was 81 of 139 for 1,004 yards passing and rushed for 1,005 yards on 153 carries. In four years with the Golden Eagles Collier set a school career record for total offense with 5,964 yards, completing 288 of 574 passes for 3,662 yards and running for 2,302 yards on 446 attempts. In his last two years he rushed for 24 touchdowns. With a career-high 186-yard rushing performance against UT Arlington in '81, Collier had three games with more than 150 rushing yards.

PERSONAL: A native of Biloxi, MS, Reggie Collier attended K'Iberville High School where he starred in basketball and in football as a safety and quarterback. He earned MVP honors in the state high school all-star game following his senior year. A TV/Radio communications major at Southern Mississippi, Reggie and wife Cynthia live in Biloxi, MS.

Jim Cooper ★ 61




TACKLE • **TEMPLE** • **10th YEAR**
HT: 6-5 • **WT: 274** • **BORN: 9/28/55** • **D-6 FOR '77**

PRO: Jim Cooper showed again in 1985 why the most often used word to describe him is dependable. After suffering a freak injury that sidelined him for the last nine games of 1984, Cooper rebounded to have another solid season at right tackle, where he has been the starter since 1980. Cooper's season-ending injury in October of 1984 did not occur on a football field. It happened in a Dallas restaurant when he slipped on the floor and dislocated his ankle. "I've played football all my life and I've never had an injury as serious as that one," Cooper said. Cooper started 15 games last year, missing only the season finale at San Francisco with a jammed neck. "You can count on Jim every game and know he'll perform very well for you," Tom Landry says. Cooper, who has also played guard and center for the Cowboys, nearly didn't make the team as a rookie in 1977. He was released in training camp that year but was re-signed just before the opener and went on to play in every game to nail down his spot on the squad. He started the first 11 games of 1979 while Rayfield Wright was recovering from a knee injury. **GAMES/STARTS:** 1977 (14/0), 1978 (14/2), 1979 (15/11), 1980 (15/15), 1981 (16/16), 1982 (9/9), 1983 (16/15), 1984 (7/7), 1985 (15/15). Total — 121/90.

COLLEGE: Cooper started for three years at Temple under Wayne Hardin, Roger Staubach's coach at Navy. Jim played in the offensive and defensive lines before settling at offensive tackle.

PERSONAL: Philadelphia native James Albert Cooper and his wife Mary, a nurse, live in Richardson, Texas. They have two sons, James Ryan (6/6/79) and Sean Francis (6/8/84). In the offseason, Jim works for Grunnah and Swanson, a Dallas commercial real estate firm. Jim was voted the fans' Favorite Cowboy in 1983, an honor that traditionally goes to a player at one of the more visible positions.



Fred Cornwell ★ 85

TIGHT END • SOUTHERN CAL • 3rd YEAR
 HT: 6-6 • WT: 233 • BORN: 8/7/61 • D-3 FOR '84

PRO: Fred Cornwell is a step away from becoming the dependable tight end the Cowboys need behind Doug Cosbie. "Fred Cornwell has the size you like in a tight end," said coach Tom Landry. "He needs to show up strong this summer if we're going to have the depth we need at tight end." Cornwell made the biggest catch of his pro career last year against Houston (9/29). With 1:51 remaining and the score tied at 10, Fred caught a one-yard toss from Danny White for the winning score. An outstanding blocker, Fred was used mainly as the second tight end in short yardage situations his first two seasons. Against Chicago (11/17) last year Cornwell caught his longest pro pass, a 32-yarder. In 1984 Fred caught his first NFL pass and his first NFL touchdown pass against St. Louis (10/7) while playing for an injured Cosbie. Cornwell, who received his first professional start against Green Bay (9/23) in '84 as the second tight end, missed two games his rookie season due to a back injury. GAMES/STARTS: 1984 (14/1), 1985 (16/1). Total—30/2.

COLLEGE: Cornwell was an outstanding blocker and clutch pass receiver in three years as Southern Cal's starting tight end. He had his most productive year in 1983 with 22 catches for 236 yards and a touchdown. A senior co-captain in 1983, Cornwell earned second-team All-Pac 10 honors. In his career he caught 34 passes for 343 yards and two touchdowns. Cornwell's biggest moment came in 1981 when he caught a seven-yard touchdown pass from John Mazur with two seconds left to give the No. 1-ranked Trojans a 24-21 victory over Oklahoma at the L.A. Coliseum.

PERSONAL: Born in Osborne, Kan., and raised in Saugus, Calif., Fred Keith Cornwell starred in football, basketball and track (shot put) at Canyon High School. In the offseason Fred works with the Special Olympics of Texas. He earned his degree in civil engineering at USC.

CORNWELL'S COWBOYS TOTALS

Year	Receiving			
	No.	Yds.	Avg.	Long TD
1984	2	23	11.5	13 1
1985	6	77	12.8	32 1
Totals	8	100	12.5	32 2



Doug Cosbie ★ 84



TIGHT END • SANTA CLARA • 8th YEAR
HT: 6-6 • WT: 245 • BORN: 3/27/56 • D-3 FOR '79

PRO: The Cowboys have their own version of The Cosbie Show, and it too makes for spectacular entertainment. Since becoming the Cowboys' starting tight end in 1982, Doug Cosbie has steadily ascended toward stardom. He has increased his production each season and has been voted to three straight Pro Bowls. "We have one of the best tight ends in football in Doug Cosbie," says Tom Landry. "He had a great year in '85. He's just an excellent football player, the type we need to build a championship team. Hopefully, we'll use him even more this year." Last year Cosbie set a team record for receptions by a tight end for the third year in a row. His 64 catches ranked fourth in the NFL among tight ends. He also established a career high and club record for receiving yards in a season by a tight end, and he tied his career season high of six touchdowns. Doug is the Cowboys' seventh all-time leading receiver and is fast closing on the No. 6 spot held by the man he succeeded, Billy Joe DuPree (267-3,565). In 1984 Cosbie led the team with 60 receptions. In '83 he broke by four DuPree's 1976 team record for catches by a tight end of 42. In '82, when Cosbie took over the starting job, he led NFC tight ends with 30 catches. Doug shared the position with DuPree as a play messenger in 1981. In the NFC Championship Game that season he caught a 21-yard TD pass to send the Cowboys ahead of San Francisco 27-21 in the fourth quarter. A Dallas newspaper once described Cosbie as "the consummate Cowboy — the diplomat, the hard worker, the willing learner, the unknown collegiate with the unlimited talent, the draft find." Doug was the fourth tight end selected in the 1979 draft after Kellen Winslow (San Diego), Dan Ross (Cincinnati) and Ronnie Lee (Miami). He was selected with a choice obtained in a trade with Seattle for Bill Gregory. Doug has not missed a game in his career. **GAMES/STARTS: 1979 (16/1), 1980**

(Continued on next page)

COSBIE'S COWBOYS TOTALS

Rushing					Opponents' Fumbles Recovered				
Year	No.	Yds.	Avg.	Long TD	Year	No.	Yds.	Avg.	Long TD
1981	4	33	8.3	15 0	1980	2	0	0.0	0 0
1982	1	-2	-2.0	-2 0					
TOTALS	5	31	6.2	15 0					

Kickoff Returns					Receiving				
Year	No.	Yds.	Avg.	Long TD	Year	No.	Yds.	Avg.	Long TD
1980	1	13	13.0	13 0	1979	5	36	7.2	12 0
1981	1	0	0.0	0 0	1980	2	11	5.5	5 1
1982	1	4	4.0	4 0	1981	17	225	13.2	28 5
1983	2	17	8.5	10 0	1982	30	441	14.7	45 4
TOTALS	5	34	6.8	13 0	1983	46	5 ⁹⁸	12.8	61 6
					1984	60	789	13.2	36 4
					1985	64	793	12.4	42 6
					TOTALS	224	2883	12.9	61 26

SINGLE-GAME CAREER HIGHS

Regular Season
 Rcpt.—11 (9/15/85 @ Detroit)
 Yds. Rec.—159 (9/15/85 @ Detroit)
 Lg. Rec.—61t (10/30/83 @ Giants)
 TD Rcpt.—2 twc., 1st, 11/24/85 vs. Phil.)

Playoffs
 Rcpt.—6 (1/4/86 @ Pams)
 Yds. Rec.—62 (12/26/83 vs. Rams)
 Lg. Rcpt.—22 (12/26/83 vs. Rams)
 TD Rcpt.—1 (3t, 1st, 12/26/83 vs. Rams)

COSBIE, Cont.

(16/0), 1981 (16/0), 1982 (9/9), 1983 (16/16), 1984 (16/16), 1985 (16/16). Total — 105/58.

COLLEGE: Cosbie caught 120 passes for 1,721 yards and 10 touchdowns in four years at Santa Clara, three as a starter. In his senior year he served as team captain and was voted the club's offensive MVP and honorable mention All-Pacific Coast. He also attended Holy Cross College in Worcester, Mass., and DeAnza Junior College in Cupertino, Calif.

PERSONAL: Douglas Durant Cosbie is a native of Mt. View, Calif., where he attended St. Francis High and played football, basketball and track. Doug was the 1984 Cowboys winner of the NFL Man of the Year contest, which recognizes the NFL's top citizen-athletes. Doug gives his time to a variety of civic causes, including the Youth for Tomorrow Home in Roanoke, Texas, and the John Weber Ministries of Dallas, the Special Olympics for the Handicapped, Multiple Sclerosis, the American Heart Association and Cystic Fibrosis. Last year Doug began plans for the Doug Cosbie Youth Home for troubled adolescents and their families in the Dallas area. Doug has a degree in marketing. He and wife Sherry live in McKinney, Texas, with son Matthew Douglas (8/19/80) and daughter Kari Kirrene (7/2/83).



Steve DeOssie ★ 55

LINEBACKER • BOSTON COLLEGE • 3rd YEAR
HT: 6-2 • WT: 245 • BORN: 11/22/62 • D-4 FOR '84

PRO: The Cowboys believe the versatile DeOssie — their biggest linebacker — is in position to play a key role for the club. DeOssie backs up Eugene Lockhart at middle linebacker, plays on special teams and in short yardage and goal-line defenses, and snaps the ball on punts. "He's smart and he's a contributor," says Tom Landry. "He might become a real asset on defense because of his intelligence, his know-how in running the defense. He's already an asset to the team because of his special teams work." **GAMES/STARTS:** 1984 (16/0), 1985 (16/0). Totals — 32/0.

COLLEGE: DeOssie was a four-year starter at middle linebacker for Boston College, earning All-East honors twice and being named second team AP All-America in 1983. A captain his senior year, Steve was the Eagles' leading tackler from 1981 through '83.

PERSONAL: Steven Leonard DeOssie and his wife Diana have three children — Nichole (5/24/83), and twins Zak and Christina (5/25/84). Steve was an All-State football, basketball and baseball player at Don Bosco High School in Roslindale, Mass. Steve works with the Winter Special Olympics in New Mexico and the Big Brothers program in the Dallas area. He and his wife also contribute their time to the American Red Cross in Dallas. DeOssie also enjoys motorized hang gliding.

DEOSSIE'S COWBOYS TOTALS

Tackles — QB Traps

Year	Solo	Asst.	Tot.	Tps.
1984	4	4	8	0
1985	3	3	6	0
TOTALS	7	7	14	0

Tony Dorsett ★ 33



RUNNING BACK • PITTSBURGH • 10th YEAR
HT: 5-11 • WT: 185 • BORN: 4/7/54 • D-1 FOR '77

PRO: They will have to keep his place warm in the Pro Football Hall of Fame a while longer yet. The Tony Dorsett Show is still speeding along with no hint of a closing in sight. "Our offense still revolves around Dorsett," Tom Landry says. "He's had a remarkable career. He's the best running back for his size I've ever seen." In 1985 Dorsett became only the sixth player in NFL history to rush for 10,000 career yards. He rushed for more than 1,000 yards for the eighth time in nine NFL seasons and 14th time in the 15 years he has been a running back, dating to his junior year of high school. Tony is the only NFL runner to gain 1,000 yards in each of his first five seasons. That streak was broken in 1982 by the players' strike, although counting his 266 playoff yards Dorsett's season total was 1,011. Tony also became more involved as a big-play weapon in the passing attack last year. "If he continues to move in that direction, he'll continue to be a very, very productive back for several more years," Landry says. Amazingly durable, Dorsett has missed only three games in his career and has started 91 consecutive games (including playoffs) since last missing one in mid-1980. He began his 10th season needing 1,481 yards to pass Jim Brown and become the NFL's second all-time leading rusher to Walter Payton. He is fourth on the NFL's all-time rushing-receiving list with 13,820 yards and sixth on the all-time combined yardage list 13,832 yards. He needs 992 yards in '86 to pass Jim Brown into second place behind Payton on the combined yardage list. In 1982 Dorsett captured his only NFC rushing title and established an unbreakable NFL record by racing 99 yards from scrimmage for a touchdown at Minnesota (1/3/83). He has led the Cowboys in rushing every year he's been with the team, nine in a row. He owns the Cowboys' top six season rushing performances, top nine single-game rushing efforts

(Continued on next page)

NFL TOP TEN CAREER RUSHERS

Player	Years	Att.	Yards	Avg.	Long	TD	100-Yard Games
1. Walter Payton	11	3,371	14,860	4.4	76	98	73
2. Jim Brown	9	2,359	12,312	5.2	80	106	58
3. Franco Harris	13	2,949	12,120	4.1	75	91	47
4. John Riggins	14	2,916	11,352	3.9	66	104	28
5. O. J. Simpson	11	2,404	11,236	4.7	94	61	42
6. Tony Dorsett	9	2,441	10,832	4.4	99	66	41
7. Earl Campbell	8	2,187	9,407	4.3	81	74	40
8. Jim Taylor	10	1,941	8,597	4.4	84	83	26
9. Joe Perry	14	1,737	8,378	4.8	78	53	22
10. Larry Csonka	11	1,891	8,081	4.3	54	64	20

DORSETT, Cont.

and the five longest runs from scrimmage, all 75 yards or longer. He's the NFL's second all-time leading playoff rusher with 1,383 yards in 17 games, trailing only Franco Harris' 1,556 in 19 games. He also owns team records for most career 100-yard games (44, Cowboys are 41-3 in these, 27-0 in Texas Stadium), most career touchdowns (79), most 100-yard games in a season (9), most consecutive 100-yard games (4) and most yards gained in a playoff game (160 vs. Rams in 1980). A team captain in 1978, '81, '82 and '84, Dorsett was voted to the Pro Bowl in 1978, '81, '82 and '83. He earned consensus All-Pro honors in 1981 and was named NFC player of the year by UPI, the Washington Touchdown Club and the Kansas City Committee of 101. The second player selected in the 1977 draft following a trade with Seattle, Dorsett won consensus rookie of the year honors and helped the Cowboys win Super Bowl XII. GAMES/ STARTS: 1977 (14/4), 1978 (16/15), 1979 (14/14), 1980 (15/15), 1981 (16/16), 1982 (9/9), 1983 (16/16), 1984 (16/16), 1985 (16/16). Total — 132/121.

COLLEGE: Dorsett crowned a brilliant collegiate career by winning the 1976 Heisman Trophy as the nation's outstanding player. Dorsett rushed for an NCAA career-record 6,082 yards and 58 TDs and led Pitt to the 1976 national championship with a 12-0 record. He broke or tied 14 NCAA records, was a four-time All-America and the first player in NCAA history with four 1,000-yard seasons and three 1,500-yard seasons.

PERSONAL: Off the field Aliquippa, Pa., native (Hopewell High) Anthony Drew Dorsett enjoys a variety of civ'c and business interests. He has given his time to Easter Seals, the American Heart Association, the United Way, United Negro College Fund, the Make-a-Wish Foundation, Hands Across America, the Dallas Civic Opera and the Texas Department of Highways and Public Transportation. His business interests include Southwestern Drilling Mud Company, United Sciences of America (a nutritional program) and U.S.A. Wet (a sports drink). Tony has a son, Anthony Drew Dorsett, Jr. (9/14/73), a budding football star in Atlanta, Ga.



DORSETT, Cont.

DORSETT'S COWBOYS TOTALS

Rushing					Receiving						
Year	Att.	Yds.	Avg.	Long	TD	Year	No.	Yds.	Avg.	Long	TD
1977	208	1007	4.8	84	12	1977	29	273	9.4	23	1
1978	290	1325	4.6	63	7	1978	37	378	10.2	91	2
1979	250	1107	4.4	41	6	1979	45	375	8.3	32	1
1980	278	1185	4.3	56	11	1980	34	263	7.7	27	1
1981	342	1646	4.8	75	4	1981	32	325	10.2	73	2
1982	177	745	4.2	99	5	1982	24	179	7.5	17	0
1983	289	1321	4.6	77	8	1983	40	287	7.2	19	1
1984	302	1189	3.9	31	6	1984	51	459	9.0	68	1
1985	305	1307	4.3	60	7	1985	46	449	9.8	56	3
TOTALS	2441	10832	4.4	99	66	TOTALS	338	2988	8.8	91	12

Passing							
Year	Att.	Comp.	Yds.	Pct.	Int.	Avg. Gn.	TD
1977	1	1	34	1.000	0	34.0	0
1978	1	0	0	.000	0	0.0	0
1980	1	0	0	.000	0	0.0	0
1982	1	0	0	.000	0	0.0	0
1983	1	0	0	.000	0	0.0	0
1984	1	0	0	.000	1	0.0	0
TOTALS	6	1	34	.167	1	5.7	0

Miscellaneous Scoring

	TDrt	PAT	FG	Pts.
1978	1*	0	0	6

* - 54-yard touchdown run with Du-Free fumble.

SINGLE-GAME CAREER HIGHS

Regular Season
 Yds. Rsh.—206 (12/4/77 vs. Phila.)
 Rsh. Att.—30 (twc., last 11/24/85 vs. Phil)
 Lg. Run—99t (1/3/83 @ Minnesota)
 TD Rsh.—3 (10/7/79 @ Minnesota)
 Rcpt.—10 (9/3/84 @ Rams)
 Yds. Rec.—107 (9/4/78 vs. Baltimore)
 Lg. Rcpt.—91t (9/4/78 vs. Baltimore)
 TD Rec.—1 (10t., 1st. 11/10/85 @ Wash.)

Playoffs
 Yds. Rsh.—160 (12/28/80 vs. Rams)
 Rsh. Att.—27 (1/16/83 vs. Green Bay)
 Lg. Run—53 (1/8/79 @ Rams)
 TD Rsh.—2 (12/26/77 vs. Chicago)
 Rcpt.—8 (1/4/86 @ Rams)
 Yds. Rec.—80 (1/4/86 @ Rams)
 Lg. Rcpt.—32 (12/26/77 vs. Chicago)
 TD Rec.—1 (12/28/80 vs. Rams)

DORSETT GAME-BY-GAME

Date	Opponent	Att.	Yds.	Lg.	TD	Date	Opponent	Att.	Yds.	Lg.	TD
9/18/77	@ Minnesota	4	11	9	0	9/24	St. Louis	21	154	25	1
9/25	Giants	7	62	32t	2	10/2	@ Washington	21	61	10	0
10/2	Tampa Bay	10	72	14	0	10/8	Giants	17	73	10	0
10/9	@ St. Louis	14	141	77t	2	10/15	@ St. Louis	12	24	12	0
10/16	Washington	19	51	9	0	10/22	Philadelphia	7	24	8	0
10/23	@ Philadelphia	13	48	12	1	10/26	Minnesota	11	38	15	0
10/30	Detroit	13	48	17	0	11/5	@ Miami	10	49	19	0
11/6	@ Giants	16	39	10	1	11/12	@ Green Bay	23	149	33t	2
11/14	St. Louis	16	50	9	1	11/19	New Orleans	25	152	63	1
11/20	@ Pittsburgh	17	73	13	1	11/23	Washington	21	72	11	0
11/27	@ Washington	19	64	9	1	12/3	New England	15	49	13	0
12/4	Philadelphia	23	206	84t	2	12/10	@ Philadelphia	20	63	23	1
12/12	@ S. Francisco	20	92	21t	1	12/17	@ Jets	29	121	13	1
12/18	Denver	17	50	8	0	Playoffs					
Playoffs						12/30/78	Atlanta	14	65	12	0
12/26/77	Chicago	17	85	22t	2	1/8/79	@ Los Angeles	17	101	53	1
1/1/78	Minnesota	19	71	13	1	1/21/79	Pitt. @ Miami	16	96	29	0
1/15/78	Denver @ N.O.	15	66	19	1						
						9/2/79	@ St. Louis	DNP			
9/4/78	Baltimore	15	147	51	0	9/9	@ S. Francisco	19	54	15	0
9/10	@ Giants	24	113	13	1	9/16	Chicago	20	108	24	0
9/17	@ Los Angeles	19	38	13	0	9/24	@ Cleveland	14	64	12	0

DORSETT, Cont.

DORSETT GAME-BY-GAME, Cont.

Date	Opponent	Att.	Yds.	Lg.	TD	Date	Opponent	Att.	Yds.	Lg.	TD
9/30	Cincinnati	20	119	23	0	12/19	New Orleans	25	105	19	2
10/7	@ Minnesota	21	145	30t	3	12/26	Philadelphia	24	69	14	0
10/14	Los Angeles	24	103	14	1	1/3/83	@ Minnesota	16	153	99t	1
10/21	St. Louis	20	111	41	0	Playoffs					
10/28	@ Pittsburgh	19	73	21	0	1/9/83	Tampa Bay	26	110	9	0
11/4	@ Giants	16	36	12	0	1/16/83	Green Bay	27	99	22	0
11/12	Philadelphia	13	53	24	0	1/22/83	@ Washington	15	57	17	0
11/18	@ Washington	14	43	7	0	<hr/>					
11/22	Houston	12	54	16	1	9/5/83	@ Wash.	14	151	77	0
12/2	Giants	29	108	12	1	9/11	@ St. Louis	12	35	10	0
12/8	@ Philadelphia	9	36	13	0	9/18	Giants	13	49	16	0
12/16	Washington	DNP				9/25	New Orleans	16	124	34	0
Playoffs						10/2	@ Minn.	26	141	25	0
12/30/79	Los Angeles	19	87	26	0	10/9	Tampa Bay	24	68	14	0
<hr/>						10/16	Philadelphia	19	92	32	1
9/8/80	@ Washington	17	66	20	1	10/23	Raiders	20	65	27	0
9/14	@ Denver	17	62	11	0	10/30	@ Giants	22	94	10	0
9/21	Tampa Bay	20	100	15	0	11/6	@ Phila.	16	51	29t	1
9/28	@ Green Bay	22	77	10	1	11/13	@ San Diego	17	58	12	0
10/5	Giants	15	26	7	0	11/20	Kansas City	18	108	32t	2
10/12	San Francisco	19	75	17	1	11/24	St. Louis	17	102	55t	2
10/19	@ Philadelphia	6	17	6	0	12/4	@ Seattle	26	117	17	2
10/26	San Diego	DNP				12/11	Washington	14	34	10	0
11/2	@ St. Louis	16	43	15	1	12/19	@ S. Francisco	15	32	8	0
11/9	@ Giants	24	183	56	2	Playoffs					
11/16	St. Louis	26	122	18	1	12/26	Rams	17	59	11	0
11/23	Washington	17	59	12	1	<hr/>					
11/27	Seattle	24	107	16	2	9/3/84	@ Rams	25	81	11	1
12/7	@ Oakland	25	97	20	1	9/9	@ Giants	15	95	15	0
12/15	@ Los Angeles	14	77	33	0	9/16	Philadelphia	22	66	11	0
12/21	Philadelphia	16	74	17	0	9/23	Green Bay	20	44	9	1
Playoffs						9/30	@ Chicago	18	51	23	0
12/28/80	Los Angeles	22	160	23	1	10/7	St. Louis	14	96	31	1
1/4/81	@ Atlanta	10	51	9	0	10/14	@ Wash.	18	81	29t	2
1/11/81	@ Phila.	13	41	11	1	10/21	New Orleans	22	80	15	1
<hr/>						10/28	Indianapolis	24	104	13	0
9/6/81	@ Washington	21	132	21	0	11/4	Giants	13	78	16	0
9/13	St. Louis	16	129	30	0	11/11	@ St. Louis	19	84	20	0
9/21	@ N. England	19	162	75t	1	11/18	@ Buffalo	17	70	11	0
9/27	Giants	22	70	11	0	11/22	New England	19	49	15	0
10/4	@ St. Louis	21	99	36	1	12/2	@ Phila.	22	110	15	0
10/11	@ S. Francisco	9	21	7	0	12/9	Washington	15	42	15	0
10/18	Los Angeles	27	159	44t	1	12/17	@ Miami	19	58	10	0
10/25	Miami	24	122	18	0	<hr/>					
11/1	@ Philadelphia	20	78	15	1	9/9/85	Wash.	19	70	11	1
11/9	Buffalo	28	117	15	0	9/15	@ Detroit	12	62	19	0
11/15	@ Detroit	15	55	13	0	9/22	Cleveland	15	67	12	0
11/22	Washington	23	115	26	0	9/29	@ Houston	23	159	31	0
11/26	Chicago	19	72	11	0	10/6	@ Giants	25	86	24	0
12/6	@ Baltimore	30	175	26	0	10/13	Pittsburgh	21	113	35t	1
12/13	Philadelphia	28	101	8	0	10/20	@ Phila.	20	100	24	1
12/19	@ Giants	20	39	7	0	10/27	Atlanta	16	90	60t	1
Playoffs						11/4	@ St. Louis	16	66	14	0
1/2/82	Tampa Bay	16	86	26	1	11/10	@ Wash.	22	86	27	0
1/10/82	@ S. Francisco	22	91	11	1	11/17	Chicago	12	44	22	0
<hr/>						11/24	Phila.	30	86	14	2
9/13/82	Pittsburgh	11	30	12	0	11/28	St. Louis	19	73	19	1
9/19	@ St. Louis	22	98	16	0	12/8	@ Cinc.	17	64	16	0
11/21	Tampa Bay	15	52	9	0	12/15	Giants	19	92	13	0
11/25	Cleveland	20	116	17	2	12/22	@ S. F.	19	49	16	0
12/5	@ Washington	26	57	13	0	Playoffs					
12/13	@ Houston	18	65	13	0	1/4/86	@ Rams	17	58	14	0

Michael Downs ★ 26



SAFETY • **RICE** • **6th YEAR**
HT: 6-3 • **WT: 204** • **BORN: 6/9/59** • **FA FOR '81**

PRO: Michael Downs emerged as one of the NFL's best safeties in 1984 and continued that level of excellence in 1985. Named a defensive co-captain by his teammates for '85, Downs was named All-NFC by UPI for the second straight year after leading the secondary in tackles for the fifth consecutive year and co-leading the team in solo tackles with 69 and forced fumbles with two. He finished the season tied for ninth on the club's career interception list with 22. The unheralded free agent from Rice has been a starter since the first game of his rookie year and, despite his slender frame, has missed only one game, the second of his rookie year when he was sidelined by a pulled hamstring. Downs has started 78 consecutive games (including playoffs) at free safety. In his breakthrough year of 1984 Michael led the entire team in tackles for the second time and also was the Cowboys' top pass interceptor with seven. He was named All-Pro by the Pro Football Writers Association and Sports Illustrated. Downs possesses excellent range defending the pass and also is a feared blitzer up the middle. He ranks in Cowboys history with other great free agent finds like Cornell Green, Cliff Harris, Drew Pearson and Everson Walls. "Like playing middle linebacker, the more you play the free safety position, the more you see and the better you anticipate," Tom Landry says. "Michael keeps getting better and better because of his experience." **GAMES/STARTS:** 1981 (15/15), 1982 (9/9), 1983 (16/16), 1984 (16/16), 1985 (16/16). Total — 72/72.

COLLEGE: Despite being a three-year starter and a co-captain at Rice, Downs' play as a senior was hampered by a pinched nerve in his shoulder and he was not drafted. The Cowboys signed him as a free agent, along with fellow Dallas native and fellow future All-Pro Everson Walls, making 1981 a vintage year for Cowboys free agents.

(Continued on next page)

DOWN'S COWBOYS TOTALS

Year	Pass Interceptions				Year	Opponents' Fumbles Recovered			
	No.	Yds.	Avg.	Long TD		No.	Yds.	Avg.	Long TD
1981	7	81	11.6	21 0	1981	1	0	0.0	0 0
1982	1	22	22.0	22 0	1982	3	87	29.0	86t 1
1983	4	80	20.0	28 0	1983	2	10	5.0	10 1
1984	7	126	18.0	27t 1	1984	2	28	14.0	28 0
1985	3	11	3.7	11 0	1985	3	0	0.0	0 0
TOTALS	22	320	14.5	28 1	TOTALS	11	125	11.4	86t 2

Tackles — QB Traps

Year	Solo	Ast.	Tot.	— Tps.
1981	72	38	110	— 0
1982	49	21	70	— 1
1983	76	35	111	— 1½
1984	96	40	136	— 3½
1985	69	47	116	— ½
TOTALS	362	181	543	— 6½

DOWNS, Cont.

PERSONAL: Michael Lynn Downs attended South Oak Cliff High School in Dallas, the same school as former teammate Harvey Martin. Michael earned degrees at Rice in business, political science and physical education. He has worked in youth marketing for the Dr Pepper Company of Dallas. During last season Michael wrote a weekly column for the Dallas Morning News. In the offseason he served as manager of the Hoopsters, the players' basketball team. Michael and wife Vanessa have a daughter, Carolyn (6/9/84).



Kenny Duckett ★ 86

WIDE RECEIVER • WAKE FOREST • 5th YEAR
HT: 5-11 • WT: 183 • BORN: 10/1/59 • FA FOR '85

PRO: The Cowboys signed Kenny Duckett for the last three games of 1985 to replace the injured Robert Lavette on kickoff returns and to provide depth at the wide receiver position. Duckett became the main kick return man in the second half of the Cincinnati game (12/8). He had his best game as a Cowboy against the Rams in the playoffs, averaging 24.8 yards on four returns. Duckett started the 1985 season with the Saints, who placed him on injured reserve with a hand injury in preseason. He was released by New Orleans on 10/15. Kenny missed five games in 1984 due to a diabetic condition but still managed a 20.0 average on 29 kick returns in the games he played. His best season came in 1983 when he caught 31 passes and averaged 21.8 yards on 33 kickoff returns. In 1982 he averaged a career-high 16.3 yards per catch. He was drafted in the third round of the 1982 draft by the Saints. **GAMES/STARTS:** 1982 (7/0-N.O.), 1983 (14/1-N.O.), 1984 (11/0-N.O.), 1985 (3/0). Total — 35/1.

COLLEGE: An honorable mention All-America at Wake Forest, Duckett set a school record in 1980 for TD receptions in a season with 12. A three-year starter for the Demon Deacons, Kenny caught 109 passes for 1,507 yards and 19 TDs during his collegiate career. Kenny played for former Cowboys assistant coach John Mackovic, who was head coach at Wake Forest until 1981.

PERSONAL: A native of Winston-Salem, N.C., Kenneth Wayne Duckett

(Continued on next page)

DUCKETT'S SAINTS TOTALS

Year	Receiving				Long TD	Year	Kickoff Returns				
	No.	Yds.	Avg.	Long TD			No.	Yds.	Avg.	Long TD	
1982	12	196	16.3	31	2	1982	2	39	19.5	25	0
1983	31	283	9.1	48	2	1983	33	719	21.8	61	0
1984	3	24	8.0	11	0	1984	29	580	20.0	39	0
Totals	46	503	10.9	48	4	Totals	64	1338	20.9	61	0

DUCKETT'S COWBOYS TOTALS

Year	Kickoff Returns				
	No.	Yds.	Avg.	Long TD	
1985	9	173	19.2	25	0

DUCKETT, Cont.

attended Reynolds High School where he was an All-America in football and baseball. He rushed for more than 2,000 yards and scored 20 TDs in his high school career. The Los Angeles Dodgers drafted Duckett out of high school but he opted for a football career. Duckett, who majored in speech communications/broadcasting and theatrical arts, is the chairman for the Diabetes Association in North Carolina.

John Dutton ★ 78

DEFENSIVE TACKLE • NEBRASKA • 13th YEAR
HT: 6-7 • WT: 268 • BORN: 2/6/51 • TRADE, BALT., '79



PRO: The senior member of the Cowboys in both age and NFL experience, Dutton faced a familiar task going into training camp in 1986. This time it was Kevin Brooks, the Cowboys' No. 1 draft choice in '85, who was challenging John for his starting defensive left tackle position. "Dutton is a solid player," says defensive coordinator Ernie Stautner. "He's been fighting off contenders for quite a while." Dutton, along with Mike Renfro, was the only Dallas regular in '85 who had ever worn another team's uniform. John was acquired from the Baltimore Colts midway in the 1979 season (for the Cowboys' first two draft choices in '80) to fill the gap left by Ed Jones' one-year sabbatical to pursue a boxing career. When Jones returned the next season, Dutton shifted one position over to share time with Larry Cole at left tackle. Cole retired after the '80 season, and Dutton moved in at the position. In 1985, despite coming out on most obvious passing downs, Dutton recorded four quarterback traps, his second highest total as a Cowboy. With Baltimore, he was an All-Pro defensive end who sacked the QB 17 times in 1975 and 13 times in '76. He had been the Colts' No. 1 draft choice in '74, the fifth pick overall in the year that saw the Cowboys make Ed Jones the first player selected.

(Continued on next page)

DUCKETT'S COLTS TOTALS

Opponents' Fumbles Recovered						Tackles — QB Traps				
Year	No.	Yds.	Avg.	Long	TD	Year	Solo	Ast.	Tot.	Tps.
1974	1	0	0.0	0	0	1974	79	NA	79	5
1975	1	0	0.0	0	0	1975	73	17	90	17
1977	1	0	0.0	0	0	1976	62	11	73	13
1978	3	10	3.3	10	0	1977	26	13	39	6
TOTALS	6	10	1.7	10	0	1978	98	17	115	6
						TOTALS	338	58	396	47

DUCKETT'S COWBOYS TOTALS

Opponents' Fumbles Recovered						Tackles — QB Traps				
Year	No.	Yds.	Avg.	Long	TD	Year	Solo	Ast.	Tot.	Tps.
1980	2	0	0.0	0	0	1979	14	11	25	1
1983	1	0	0.0	0	0	1980	31	21	52	3½
1985	1	0	0.0	0	0	1981	44	37	81	4½
TOTALS	4	0	0.0	0	0	1982	18	20	38	2
						1983	40	31	71	4½
						1984	43	30	73	2½
						1985	43	31	74	4
						TOTALS	233	181	414	22

Pass Interceptions					
Year	No.	Yds.	Avg.	Long	TD
1980	1	38	38.0	38	1

DUTTON, Cont.

GAMES/STARTS: 1974 (14-Balt.), 1975 (14-Balt.), 1976 (14-Balt.), 1977 (14-Balt.), 1978 (12-Balt.), 1979 (8/4), 1980 (16/0), 1981 (16/16), 1982 (9/9), 1983 (16/16), 1984 (16/16), 1985 (16/15). Total — 165 (97/76 — Dallas).

COLLEGE: A two-year starter and senior captain, Dutton was a consensus All-America in 1973. He played in two Orange Bowls and one Cotton Bowl with Nebraska. The Cornhuskers won the national championship in his sophomore season. John also threw the discus for the Nebraska track team.

PERSONAL: John Owen Dutton and wife Ginny live in Dallas with son Mason (8/4/79) and daughter Hayden Lee (8/21/83). They also own 80 acres in Lincoln, Neb. Ginny, a ballet dancer, studied under the renowned Edward Villela. John attended Rapid City (S.D.) High School and attracted more scholarship offers for basketball than football. He has a degree in business administration. Dutton works with Miller Beer Distributors of Dallas.



Ron Fellows ★ 27

CORNERBACK • MISSOURI • 6th YEAR
HT: 6-0 • WT: 180 • BORN: 11/7/58 • D-7A FOR '81

PRO: Ron Fellows spent a frustrating season in 1985, struggling with a sprained knee that caused him to miss five starts and eventually resulted in off-season arthroscopic surgery. The knee injury came in the first quarter of the opening night game against Washington, and followed an outstanding training camp for Fellows. "Ron played kind of loose last year after coming back from the injury," says Tom Landry. "But, with his speed, quickness and man-to-man coverage ability, he has the potential to be a top player." Despite his problems, Fellows

(Continued on next page)

FELLOWS' COWBOYS TOTALS

Year	Punt Returns				
	No.	Yds.	Avg.	Long	TD
1981	11	44	4.4	10	0
1982	25	189	7.6	17	0
1983	10	75	7.5	14	0
TOTALS	46	308	6.7	17	0

Year	Kickoff Returns				
	No.	Yds.	Avg.	Long	TD
1981	8	170	21.3	31	0
1982	16	359	22.4	35	0
1983	43	855	19.9	53	0
1984	6	94	15.7	23	0
TOTALS	73	1478	20.3	53	0

Year	Opponents' Fumbles Recovered				
	No.	Yds.	Avg.	Long	TD
1983	1	0	0.0	0	0
1984	1	12	12.0	12	0
TOTALS	2	12	6.0	12	0

Year	Field Goal Attempts Returned				
	No.	Yds.	Avg.	Long	TD
1983	1	62	62.0	62	1
1984	1	29	29.0	29	0
TOTALS	2	91	45.5	62	1

Year	Pass Interceptions				
	No.	Yds.	Avg.	Long	TD
1983	5	139	27.8	58	1
1984	3	3	1.0	3	0
1985	4	52	13.0	29	0
TOTALS	12	294	16.2	58	1

Year	Tackles — QB Traps			
	Solo	Ast.	Tot.	Tps.
1981	6	1	7	0
1982	5	5	10	0
1983	23	1	24	0
1984	54	25	79	0
1985	29	13	42	0
TOTALS	117	45	162	0

FELLOWS, Cont.

intercepted four passes in '85 and his 20 passes defended trailed only Everson Walls (22) for the Cowboys. The lone draft choice in the Dallas starting secondary last year (Walls, Michael Downs and Dexter Clinkscale signed out of college as free agents), Fellows is a terrific athlete who was a receiver in college. The Cowboys switched him to defense in rookie training camp in '81, and by the 11th game that year he was the regular right cornerback on passing downs. Ron has shown a knack for the big play during his Dallas career, scoring touchdowns with a blocked field goal and an intercepted pass and making several key contributions in pivotal games. And, until that troublesome '85 season came along, he'd never missed a game. GAMES/STARTS: 1981 (16/0), 1982 (9/0), 1983 (16/0), 1984 (16/16), 1985 (13/11). Total — 70/27.

COLLEGE: Fellows played cornerback at Butler, Kan., Community College. He transferred to Missouri and became a receiver midway through his junior year of '79. In '80 he led the Tigers with 33 catches for 586 yards and four TDs. He was chosen Big Eight player of the week after catching six passes for 99 yards against Iowa State. Fellows was a hurdler in junior college.

PERSONAL: A native of South Bend, Ind., Ronald Lee Fellows studied elementary education at Missouri. Ron, wife Lillie and son Ron Jr. (11/16/85) live in Dallas and operate a fashion jewelry business.

Todd Fowler ★ 46



RUNNING BACK • STEPHEN F. AUSTIN • 2nd YEAR
HT: 6-3 • WT: 218 • BORN: 6/9/62 • S1 FOR '84

PRO: After spending his first season in the NFL backing up Timmy Newsome and working on special teams, Todd Fowler may be ready to contend for the starting fullback spot in '86. Fowler, who played two seasons in the USFL, possesses the tools needed for the position. "He's smart, he knows our system and the thing is he's a great competitor," said Coach Tom Landry. "He doesn't have the great speed, but he has a toughness about him. He'll block and catch and he'll run tough. That's what a fullback is supposed to do in our system." Fowler was placed on injured reserve with a knee injury from the San Diego preseason game. He was activated before the St. Louis game (11/4) and in that game, his first in the NFL, he played all of the second half at fullback due to an injury to Newsome. Fowler was drafted by Dallas in the first round of the NFL supplemental draft of USFL players in 1984. In two seasons with the Houston Gamblers he rushed for 1,405 yards

(Continued on next page)

FWLER'S COWBOYS TOTALS

Year	Rushing				Year	Receiving			
	No.	Yds.	Avg.	Long TD		No.	Yds.	Avg.	Long TD
1985	7	25	3.6	6 0	1985	5	24	4.8	10 0
Kickoff Returns									
Year	No.	Yds.	Avg.	Long TD					
1985	3	48	16.0	20 0					

FOWLER, Cont.

and 14 TDs on 262 carries. He also caught 51 passes for 540 yards and three touchdowns. He set a USFL single-game rushing mark with 208 yards vs. Denver in 1984. GAMES/STARTS: 1985 (8/0). Total — 8/0.

COLLEGE: After two years as a strong safety and tight end at Henderson, Texas, Junior College, Fowler transferred to Stephen F. Austin. A second-team All-Lone Star Conference selection at tight end his senior year, Todd caught 48 passes for 469 yards in his two years with the Lumberjacks.

PERSONAL: A native of Van, Texas, 50 miles east of Dallas, Fowler was a second-team all-state tight end at Van High School where he was coached by his father Mal, who played fullback at TCU in the early 50s. After leading his team to the state championship his senior year, Todd, who also lettered in track, was named to the All-East Texas All-Decade team as a strong safety. Fowler runs Free State Drilling, an east Texas oil company, along with his brother Jeff. He spent the offseason working on a physical education degree from Stephen F. Austin.



Leon Gonzalez ★ 83

WIDE RECEIVER • BETHUNE-COOKMAN • 2nd YEAR
HT: 5-10 • WT: 162 • BORN: 9/21/63 • D-8 FOR '85

PRO: Leon "Speedy" Gonzalez turned in an impressive performance in his rookie training camp last year to earn a spot on the roster. Gonzalez possesses an outstanding pair of hands, and he had gained a lot of experience playing in a pro-style offense at Bethune-Cookman. In preseason Leon caught five passes for 93 yards, including a fine 24-yard touchdown reception against Houston (8/31). He opened the season backing up Mike Renfro and returning punts. Bunions slowed him down, however, and eventually required surgery. Gonzalez went on injured reserve with the foot ailment on Dec. 5 and did not return to action. GAMES/STARTS: 1985 (11/0).

COLLEGE: Gonzalez posted impressive numbers in his final two years at Bethune-Cookman, catching 99 passes for 1,659 yards and 15 touchdowns. He earned all-Mideastern Athletic Conference honors both years. He caught 43 passes for 718 yards and six touchdowns as a junior. In '84 he led the MEAC in receiving with 56 receptions for 941 yards and nine TDs. He also caught a career-long 80-yard touchdown pass.

PERSONAL: Leon Eugene Gonzalez III played football, basketball and was a sprinter on the track team at Ribault High School in his hometown of Jacksonville, Fla. Leon earned his degree in business administration from Bethune-Cookman.

GONZALEZ' COWBOYS TOTALS

Year	Receiving				Year	Punt Returns				
	No.	Yds.	Avg.	Long TD		No.	Yds.	Avg.	Long TD	
1985	3	28	9.3	13	0	15	58	3.9	13	0

Norm Granger ★ 28

RUNNING BACK • **IOWA** • **2nd YEAR**
HT: 5-9 • **WT: 220** • **BORN: 9/14/61** • **FA FOR '86**

PRO: Norm Granger re-joins the Cowboys as a free agent in 1986 after he was released by the Cowboys before the final preseason game last year. Drafted in the fifth round by Dallas in 1984, Granger played in 15 games, mostly on special teams. He made a big play by recovering a fumble on punt coverage in an early season victory over Chicago (9/30). Very similar in physical stature to Robert Newhouse, the Cowboys' No. 4 all-time rusher, Granger runs out of the fullback spot. "Norm is strictly a fullback who is a strong runner," says Tom Landry. "He has potential at that position." **GAMES/STARTS:** 1984 (15/0).

COLLEGE: Granger was a three-year starter at fullback for the Iowa Hawkeyes, and was the only player ever to captain the team for two years. As a freshman he led with Big Ten by averaging nearly 30 yards per kickoff return.

PERSONAL: A native of Newark, New Jersey, Norman Lance Granger was a high school All-America at Barringer High School. He gained 1,900 yards, scored 13 touchdowns and won the Newark Academic Scholar-Athlete Award his senior year. Last fall Granger earned his degree in recreational therapy from Iowa. Norm and his wife Leila live in Waterloo, Iowa, with their daughter Lastascia (5/11/85).

GRANGER'S COWBOYS TOTALS

Year	Kickoff Returns				Year	Opponents' Fumbles Recovered			
	No.	Yds.	Avg.	Long TD		No.	Yds.	Avg.	Long TD
1984	2	6	3.0	5 0	1984	1	0	0.0	0 0



Mike Hegman ★ 58

LINEBACKER • **TENNESSEE STATE** • **11th YEAR**
HT: 6-1 • **WT: 228** • **BORN: 1/17/53** • **D-7 FOR '75**

PRO: Over the past two seasons Mike Hegman has played the best football of his Cowboys career. Even though he was replaced in passing situations, Hegman finished fourth on the team and led all linebackers with a career-high 5½ sacks in 1985. Since the beginning of 1984 he has recorded more sacks (9) than in his first eight years combined with the club. After intercepting a career-high three passes in 1984, Hegman had more tackles (79) in 1985 than any other season except 1980 when he had 85. Mike earned the defensive game ball from the coaches with a team-high eight tackles against



(Continued on next page)

HEGMAN, Cont.

Philadelphia (11/24). He also had a season-high nine tackles and an interception vs. Atlanta (10/27). A starter since 1979 when Thomas Henderson was released with four games left in the season, Hegman recovered a fumble in the endzone for a TD at Philadelphia (10/19) and had two interceptions against Seattle (11/27) in his first full season as a starter in 1980. He suffered a dislocated elbow in the playoff opener vs. the Rams (12/28) and missed the final two playoff games. His bad luck continued in the 1981 season-opener against Washington (9/6) when he broke a bone in his right forearm and missed the next five games. In '83 Mike returned a fumble nine yards for a touchdown against the Raiders (10/23) to put Dallas ahead in the fourth quarter. In '84 the coaches awarded Mike with game balls after victories over the Eagles and the Colts. "Mike's the kind of football player who doesn't make many mistakes and he's got great football instincts," says linebacker coach Jerry Tubbs. The best evidence of those instincts came in Super Bowl XIII when Hegman swiped the ball from Pittsburgh's Terry Bradshaw and raced 37 yards for a second-quarter touchdown. GAMES/STARTS: 1976 (14/0), 1977 (14/1), 1978 (16/3), 1979 (16/5), 1980 (16/16), 1981 (11/10), 1982 (9/9), 1983 (16/16), 1984 (16/16), 1985 (16/15). Total — 144/91.

COLLEGE: Hegman transferred from Alabama A&M and made Tennessee State's football team as a walk-on. He played middle linebacker on State's 10-0 1973 team, led the club in tackles in '74 and played on the same defense with Ed "Too Tall" Jones.

PERSONAL: A native of Memphis, (Northside High), Michael William Hegman has a degree from Tennessee State in physical education. Mike has participated in fund-raising events for St. Jude's Children's Hospital in Memphis, the Special Olympics and the Muscular Dystrophy Association. He has a daughter, Mikia (8/22/76).

HEGMAN'S COWBOYS TOTALS

Pass Interceptions					Opponents' Fumbles Recovered				
Year	No.	Yds.	Avg.	Long TD	Year	No.	Yds.	Avg.	Long TD
1977	1	0	0.0	0 0	1978	2	0	0.0	0 0
1980	2	2	1.0	2 0	1980	1	0	0.0	0 1
1984	3	3	1.0	3 0	1983	1	9	9.0	9 1
1985	1	7	7.0	7 0	1984	1	0	0.0	0 0
Totals	7	12	1.7	7 0	1985	1	0	0.0	0 0
					Totals	6	9	1.5	9 2

Tackles — QB Traps

Year	Solo	Ast.	Tot. — Tps.
1977	8	10	18 — 0
1978	25	19	44 — 2
1979	20	23	43 — 0
1980	63	22	85 — 3
1981	30	19	49 — 0
1982	24	22	46 — 1½
1983	42	29	71 — 1
1984	42	29	71 — 3½
1985	53	26	79 — 5½
Totals	307	199	506 — 16½

Tony Hill ★ 80

WIDE RECEIVER • STANFORD • 10th YEAR
HT: 6-2 • WT: 202 • BORN: 6/23/56 • D-3A FOR '77



PRO: Nineteen-eighty-five proved to be a record-setting year for Tony Hill and in 1986 more records should fall his way. With a nine-yard catch against the Giants (12/15) Tony broke club records for catches in a season and consecutive games with at least one reception. He enters the '86 season with a catch in each of his last 59 games. Hill and Mike Renfro combined for 134 catches last year, breaking the club record of 115 catches set by Hill and Drew Pearson in 1979. In 1986 Tony has a shot at becoming the Cowboys' all-time leader in receptions and receiving yards. He enters the season with career totals of 430 catches and 7,218 yards. Drew Pearson holds both records with 489 receptions and 7,822 yards. Against Detroit (9/15) Tony caught a career-high 11 passes and his 181 receiving yards were second only to his 213 yards vs. Philadelphia in 1979. He earned a coaches' offensive game ball vs. Atlanta with 10 catches for 161 yards and a TD. On Thanksgiving Day against St. Louis (11/28) Tony caught three passes, two for touchdowns including a 53-yarder and threw a 42-yard pass to Doug Cosbie to set up another TD. Selected to the Pro Bowl for the third time in '85, Hill was named honorable mention All-Pro by AP, All-NFC by Football News and second team All-NFC by UPI. "Tony is our big play man," said coach Tom Landry. "He has that ability to make the key play. He threatens the defense because he has the excellent burst of speed to get under a ball that's deep. He's a very explosive player, the type that can turn a short play into a deep play in a hurry." Despite his record-setting performance Hill was hampered by a hamstring injury at the end of the season and missed the San Francisco game (12/22). With 26 100-yard games Hill has led the Cowboys in receiving yards for eight straight years, every season since he became a starter. Only injuries and the players' strike kept Hill from 1,000 yard seasons from 1981 thru '84. In '84 Tony injured his shoulder in the season opener and missed five games. He still had a career-high five 100-yard receiving games. An injured foot in '83 forced Hill to miss four games and the strike held Tony to nine games in 1982. Hill set a club playoff record with nine receptions in the 1983 Wild Card loss to the Rams (12/26). He has made three game-winning catches. In '79 his 22-yard quick screen with two minutes left beat Chicago (9/16) and an eight-yarder with 39 seconds left clinched the NFC East title for Dallas in a dramatic comeback victory over Washington (12/16). His 28-yard scoring catch with 45 seconds left lifted the Cowboys over St. Louis in 1980 (11/2). Hill was obtained with a draft choice acquired from Philadelphia in 1975 for former All-Pro guard John Niland. GAMES/STARTS: 1977 (14/0), 1978 (16/13), 1979 (16/15), 1980 (16/13), 1981 (16/9), 1982 (9/8), 1983 (12/9), 1984 (11/11), 1985 (15/14). Total — 125/92.

COLLEGE: Hill broke all of former 49ers All-Pro Gene Washington's receiving records at Stanford. Tony caught 140 passes in four years for

(Continued on next page)

T. HILL, Cont.

2,225 yards and 18 touchdowns, including 55 catches for 916 yards in 1975.

PERSONAL: Leroy Anthony Hill, Jr., serves as chairman of the Dallas chapter of the Juvenile Diabetes Foundation. In 1981 he started the Tony Hill Sports Camp for underprivileged children in his Long Beach, Calif. hometown. Tony was a quarterback at Long Beach Polytechnic High School. In 1978 Long Beach honored Tony as its athlete of the years. He has a degree from Stanford in political science. Hill lives in Dallas with his wife Mildred and daughters Cassidy (10/6/83) and Kelli (2/21/86).

HILL'S COWBOYS TOTALS

Year	Receiving			Long	TD
	No.	Yds.	Avg.		
1977	2	21	10.5	12	0
1978	46	823	17.9	54	6
1979	60	1062	17.7	75t	10
1980	60	1055	17.6	58t	8
1981	46	953	20.7	63t	4
1982	35	526	15.0	47t	1
1983	49	801	16.4	75t	7
1984	58	864	14.9	66t	5
1985	74	1113	15.0	53t	7
TOTALS	430	7218	16.8	75t	48

Year	Kickoff Returns			Long	TD
	No.	Yds.	Avg.		
1977	3	64	21.3	29	0
1979	1	32	32.0	32	0
TOTALS	4	96	24.0	32	0

Year	Punt Returns			Long	TD
	No.	Yds.	Avg.		
1977	10	124	12.4	29	0
1978	11	101	9.2	20	0
1979	6	43	7.2	12	0
TOTALS	27	268	9.9	29	0

Year	Rushing			Long	TD
	Att.	Yds.	Avg.		
1978	3	17	5.7	14	0
1979	2	18	9.0	12	0
1980	4	27	6.8	15	0
1981	1	-3	-3.0	-3	0
1982	1	22	22.0	22	0
1983	1	2	2.0	2	0
1984	1	7	7.0	7	0
1985	1	-6	-6.0	-6	0
TOTALS	14	84	6.0	22	0

Year	Passing					Int.	Avg. Gn.	TD
	Att.	Comp.	Yds.	Pct.				
1978	1	0	0	0.0	0	0.00	0	
1985	1	1	42	100.0	0	42.00	0	
TOTALS	2	1	42	50.0	0	21.00	0	

SINGLE-GAME CAREER HIGHS

Regular Season

Receptions—11 (9/15/85 @ Detroit)
 Yds. Rec.—213 (11/12/79 vs. Phila.)
 Lg. Recept.—75t (twice, last 9/5/83 @ Wash.)
 TD Recept.—2 (9 times, last 11/28/85 vs. St. Louis)

Playoffs

Recept.—9 (12/26/83 vs. Rams)
 Yds. Rec.—142 (1/16/83 vs. G. Bay)
 Lg. Recept.—49 (1/16/83 vs. G. Bay)
 TD Recept.—1 (3 times, last 12/26/83 vs. Rams)

HILL'S 100-YARD GAMES

Date	Opponent	No.	Yds.	Lg.	TD
10/8/78	Giants	7	112	30t	2
9/2/79	@ St. Louis	5	113	44	1
11/12	Phila.	7	213	75t	2
12/16	Washington	8	113	21	1
9/14/80	@ Denver	5	117	36t	2
11/16	St. Louis	7	126	58t	1
12/15	@ Rams	6	121	36t	1
12/21	Phila.	4	110	36	1
10/25/81	Miami	5	106	38	0
11/1	@ Phila.	6	121	30	0
11/26	Chicago	4	117	55	0
9/13/82	Pittsburgh	6	130	45t	1
9/19	@ St. Louis	8	101	32	0
*1/16/83	Green Bay	7	142	49	0

Date	Opponent	No.	Yds.	Lg.	TD
9/5/83	@ Wash.	3	133	75t	2
10/30	@ Giants	5	106	58t	2
*12/26	vs. Rams	9	115	23	1
10/14/84	@ Wash.	9	134	23	0
10/28	Indianapolis	8	125	38t	1
11/22	N. England	8	125	51	1
12/9	Wash.	7	119	43t	1
12/17	@ Miami	6	115	66t	1
9/15/85	@ Detroit	11	181	44t	2
10/6	@ Giants	8	100	18t	1
10/27	Atlanta	10	161	35t	1
11/10	@ Wash.	7	136	41	0

*Playoffs

Jim Jeffcoat ★ 77



DEFENSIVE END • ARIZONA STATE • 4th YEAR
HT: 6-5 • WT: 263 • BORN: 4/1/61 • D-1 FOR '83

PRO: In 1985 Jim Jeffcoat stamped himself as a future Pro Bowler. The defensive right end has improved so much since taking over the starting assignment from Harvey Martin in 1984 that it's only a matter of time until he receives the proper recognition. Since his arrival as the Cowboys' No. 1 draft choice in 1983, Jeffcoat has worked hard both on the field practicing techniques and off the field studying film to better understand the flex defense. During the offseason in '85 he learned to be aggressive through watching films of former Cowboys defensive linemen Bob Lilly and George Andrie. The work paid off as Jeffcoat's aggressiveness keyed two of Dallas' most important victories of 1985. In Washington (11/10) Jeffcoat sacked Joe Theismann a club-record five times and had a club-season high 11 solo tackles. In the game that decided the NFC East Division title against the Giants (12/15) Jeffcoat turned the game around by intercepting a tipped pass and returning it 65 yards for a touchdown. He was named NFC defensive player of the week and received the coaches' defensive game ball for both games. Over the last two years Jeffcoat has recorded more sacks (23½) than any other Cowboys player. He finished second behind Ed Jones' 13 with 12 traps last year and in 1984 his 11½ sacks were second to Randy White's 12½. Jim emerged as a big play guy in 1984, recovering a White-induced fumble in the endzone for the touchdown that tied the score at 27 with 2:53 to play against the Saints (10/21). The Cowboys, who had trailed 27-6 entering the fourth quarter, went on to win 30-27 in overtime. After appearing in all 16 games as a rookie, mostly on special teams, Jeffcoat has started 32 straight games. **GAMES/STARTS:** 1983 (16/0), 1984 (16/16), 1985 (16/16). Total — 48/32.

COLLEGE: A three-year starter at Arizona State, Jim earned All-Pac 10 and honorable mention All-America honors after anchoring the 1982 Sun Devil defense that led the nation. He was named outstanding defensive player in Arizona State's 1983 Fiesta Bowl victory over Oklahoma, making 16 tackles, causing a fumble and getting a QB sack.

PERSONAL: In addition to the normal offseason regimen of running and weightlifting, Jim is a faithful participant in an aerobic dancing class that meets at 6 a.m. From a family of six children, James Wilson

(Continued on next page)

JEFFCOAT'S COWBOYS TOTALS

Year	Tackles — QB Traps			
	Solo	Ast.	Tot.	Tps.
1983	3	0	3	2
1984	50	32	82	11½
1985	50	27	77	12
Totals	103	59	162	25½

Year	Opponents' Fumbles Recovered			
	No.	Yds.	Avg.	Long TD
1984	1	0	0.0	0 1
1985	2	0	0.0	0 0
Totals	3	0	0.0	0 1

Year	Pass Interceptions			
	No.	Yds.	Avg.	Long TD
1985	1	65	65.0	65t 1

JEFFCOAT, Cont.

Jeffcoat, Jr., is a Cliffwood, N.J., native who earned high school All-America honors at Matawan Regional High. He also lettered in wrestling. Jim, who graduated from Arizona State with a degree in communication, works with Special Olympics, Make-A-Wish Foundation and the Leukemia Society in Dallas, and the Boys Club in Arlington. He lives in Carrollton with his wife Tammy.



Ed Jones ★ 72



DEFENSIVE END • TENNESSEE STATE • 12th YEAR
HT: 6-9 • WT: 287 • BORN: 2/23/51 • D-1A FOR 74

PRO: Cowboys defensive coordinator Ernie Stautner had some bad news for opposing offensive linemen during the 1985-86 off-season. "Ed Jones," said Stautner, "is working harder than any year since he's been here." Apparently spurred by being left off the Pro Bowl team for the second year in a row, "Too Tall" approached the off-season conditioning program with unusual vigor. Jones left football after the 1978 season to pursue a boxing career, and won all six of his fights before deciding to return to the Cowboys in '80. Since then, with his concentration solely on football, the big man has more than lived up to the star billing given him when he was the first player chosen in the 1974 draft. The seemingly indestructible Jones has started in 147 straight regular season games (169 including playoffs) and has never missed a game (161 regular season, 183 with playoffs). Ed had Pro Bowl years in 1981-82-83, and probably should have been voted to the team in '85 despite a hamstring injury that bothered him all season. He led the Cowboys with a career-high 13 quarterback traps. "Ed had his best year since his second year back from boxing," asserts Stautner. As usual, Jones was at his best in the biggest games, and was the key figure in the biggest play of the year for the Cowboys. He batted the Giants' Phil Simms' pass into the hands of teammate Jim Jeffcoat, who rumbled 65 yards for a touchdown to dramatically swing the momentum in the Cowboys' 28-21 December victory for the NFC East title. It was the most timely of Ed's seven 1985 pass deflections. If Dallas has any concerns about Jones, it is his age (35 last Feb. 23). But, says Stautner, "Ed has at least another couple of years of peak performance left. By that I mean he is at the top of his game and should remain there for a while. He's an unusual athlete." **GAMES/STARTS:** 1974 (14/0), 1975 (14/14), 1976 (14/14), 1977 (14/14), 1978 (16/16), 1979 (DNP), 1980 (16/16), 1981 (9/9), 1982 (16/16), 1983 (16/16), 1984 (16/16), 1985 (16/16). **TOTAL — 161/147.**

(Continued on next page)

JONES' COWBOYS TOTALS

Opponents' Fumbles Recovered					Tackles — QB Traps				
Year	No.	Yds.	Avg.	Long TD	Year	Solo	Ast.	Tot. — Tps.	
1975	1	0	0.0	0 0	1974	33	16	49 — 3½	
1976	1	0	0.0	0 0	1975	40	29	69 — 5	
1980	3	0	0.0	0 0	1976	54	29	83 — 5	
1981	3	0	0.0	0 0	1977	48	22	70 — 6	
1982	1	0	0.0	0 0	1978	43	31	74 — 12	
1983	2	0	0.0	0 0	1980	48	34	82 — 8	
1984	2	0	0.0	0 0	1981	58	25	83 — 9	
TOTALS	13	0	0.0	0 0	1982	35	11	46 — 6	
					1983	49	24	73 — 7	
					1984	63	23	86 — 8	
					1985	56	24	80 — 13	
					TOTALS	527	268	795 — 82½	

Pass Interceptions				
Year	No.	Yds.	Avg.	Long TD
1975	1	2	2.0	2 0
1982	1	0	0.0	0 0
1983	1	12	12.0	12 0
TOTALS	3	14	4.7	12 0

E. JONES, Cont.

COLLEGE: Jones was a two-time All-America at Tennessee State where he also played two seasons of basketball. A college teammate dubbed him "Too Tall." Jones did not begin playing football until his senior year at Merry High in Jackson, Tenn.

PERSONAL: Edward Lee Jones, a native of Jackson, Tenn., is a partner in Dallas-based Imperial Investors. He has a degree in health and physical education, and all seven of his brothers and sisters also earned their college degrees. The multi-talented Jones has appeared in two movies and made a guest appearance on the TV comedy "Diff'rent Strokes." He enjoys singing rhythm and blues (especially "Stormy Monday") and has released a record. He has been active in promoting the Special Olympics and other charity causes.



Crawford Ker ★ 68

GUARD • FLORIDA • 2nd YEAR
HT: 6-3 • WT: 293 • BORN: 5/5/62 • D-3 FOR '85

PRO: One of the big hits of training camp last year was a colorful third-round draft choice named Crawford "Big Daddy" Ker, whose size, strength and attitude were a welcomed addition to the offensive line. After a college career at tackle, Ker looked impressive working at guard in his rookie year with the Cowboys. Unfortunately, he developed a tight back that sent him to the injured reserve list on Oct. 23 for the rest of the season. The avid weightlifter, who also has conditioned himself by pushing pickup trucks uphill and taking karate lessons, pronounced himself in outstanding condition entering the 1986 season, with hopes of winning a starting job. "The question with Ker is, do you leave him at guard or move him to tackle?" says Tom Landry. "We'll start him at guard, but if he proves to be our best tackle he may play there. He showed a lot of ability last year before hurting his back." Ker has bench-pressed 540 pounds, a Cowboys record. GAMES/STARTS: 1985 (5/0).

COLLEGE: Ker was a walk-on at Western Arizona Junior College, earned a scholarship, then became a JC All-America. He transferred to Florida and started 13 games at tackle, earning second-team All-Southeastern Conference and honorable mention All-America honors from Associated Press in 1984.

PERSONAL: Crawford Francis Ker was born in Philadelphia, but moved with his parents to Florida where he became an all-conference football star at Dunedin, Fla., High School. Crawford's parents, Anne and George Ker, are natives of Scotland who moved to the United States in 1956. George Ker served as a guard at London's Buckingham Palace. In the offseason Crawford took karate lessons.

Robert Lavette ★ 29



RUNNING BACK • GEORGIA TECH • 2nd YEAR
HT: 5-11 • WT: 199 • BORN: 9/8/63 • D-4 FOR '85

PRO: Robert Lavette has been a big producer every step so far of his football career. His NFL prospects also appear bright based on his showing in training camp and preseason last year. Possessed of great natural instincts, Lavette led the Cowboys in pre-season games in rushing yards with 108 and yards per attempt with 5.7 a carry. During the season Lavette backed up Tony Dorsett and was the team's top kickoff return man. He had the Cowboys' longest return of the season, a 34-yarder against Chicago. Lavette sprained a knee covering a kickoff against Philadelphia on Nov. 24 and spent the final three games on injured reserve. "Lavette showed a lot of running ability as a rookie," Tom Landry says. "He has a lot of burst and a knack for making the right move. He was coming on as a kick returner when he hurt his knee. He's our hope this year in the kick return area. He has a chance to be a real good one. He has a good knack of running. He's elusive and hard to bring down." Lavette was the eighth runner taken in the 1985 draft. **GAMES/STARTS: 1985 (12/0).**

COLLEGE: Lavette finished his career as Georgia Tech's all-time leading rusher, receiver and scorer. In setting 19 school records in four seasons, he rushed for 4,066 yards. He also caught 114 passes for 862 yards and scored 46 touchdowns. He had 18 100-yard games and accounted for 5,393 total yards, an average of 125.3 per game. As a sophomore in '82 he rushed for a career-high 203 yards on 38 carries against No. 1-ranked Georgia, outgaining Herschel Walker by 40 yards.

PERSONAL: At Cartersville, Ga., High School, Robert Lee Lavette, Jr., gained 5,870 career rushing yards and was named Georgia Class AA back of the year as a senior. He set nine school career records, seven season marks and three single-game records. Robert has four brothers and three sisters. His cousin is center Ray Donaldson of the Indianapolis Colts.

LAVETTE'S COWBOYS TOTALS

Year	Rushing				Year	Receiving				
	No.	Yds.	Avg.	Long TD		No.	Yds.	Avg.	Long TD	
1985	13	34	2.6	10	0	1	8	8.0	8	0
				Kickoff Returns						
				Year	No.	Yds.	Avg.	Long TD		
				1985	34	682	20.1	34	0	





Eugene Lockhart ★ 56

LINEBACKER • HOUSTON • 3rd YEAR
 HT: 6-2 • WT: 234 • BORN: 4/2/61 • D-6A FOR '84

PRO: Eugene Lockhart is the latest name on the short but illustrious list of Dallas Cowboys middle linebackers. It started with Jerry Tubbs, followed by Lee Roy Jordan, followed by Bob Breunig, followed by Lockhart. That's it, in 27 years. In 1985, Lockhart's first full year as a starter replacing the retired Breunig, Gene led the Cowboys in tackles, fumble recoveries and forced fumbles. His only interception of the year resulted in a 19-yard return for the winning touchdown against Pittsburgh (10/13). Through all that, Lockhart was involved in the learning process that comes with Tom Landry's intricate defense. "Eugene was trying to absorb the defense mentally last year," says Landry, "and it slowed him down a little. But I think he'll be OK. He's a competitor who works hard and hits hard." Hitting was what the coaches noticed about Lockhart in his rookie training camp. The other players nicknamed him "Eugene the Hitting Machine" for the trail of dazed ballcarriers he left on the Thousand Oaks practice field. When chronic back problems forced the veteran Breunig to the sidelines in '84, Lockhart became the only rookie ever to start at middle linebacker for the Cowboys and was named to most of the all-rookie teams. He wound up with eight starts in his rookie year (missing one game with a broken thumb) and was 15-for-16 in '85. Eugene would have started every game, but the Cowboys opened in a prevent defense against San Francisco (12/22). A tireless worker, Lockhart led by example in the 1985-86 off-season, posting a perfect attendance record in the Cowboys' conditioning program. GAMES/STARTS: 1984 (15/8), 1985 (16/15). Total — 31/23.

COLLEGE: Lockhart, a two-year starter at outside linebacker, led Houston in 1983 with 134 tackles. A tri-captain, he earned All-Southwest Conference honors and his team's most valuable player award his senior year. A 1981 reserve for the Cougars, Lockhart won a starting berth in 1982 following a strong 1981 finish and fine performance in the spring.

PERSONAL: A Crockett, Texas, native, Eugene Lockhart, Jr., was an all-district performer in football, basketball and baseball at Crockett High School. He also ran the mile for the track team and was a National Honor Society member. He earned his degree in marketing at Houston

(Continued on next page)

LOCKHART'S COWBOYS TOTALS

Year	Pass Interceptions			
	No.	Yds.	Avg.	Long TD
1984	1	32	32.0	32 0
1985	1	19	19.0	19t 1
TOTALS	2	51	20.5	32 1

Year	Opponents' Fumbles Recovered			
	No.	Yds.	Avg.	Long TD
1984	1	0	0.0	0 0
1985	4	17	4.3	17 0
TOTALS	5	17	3.4	17 0

Year	Tackles — QB Traps			
	Solo	Ast.	Tot.	Tps.
1984	49	37	86	— 2½
1985	69	59	128	— 3½
TOTALS	118	96	214	— 6

Year	Miscellaneous Scoring			
	TDRT	PAT	FG	Pts.
1985	1*	0	0	6
*returned interception 19 yards for a T.D. vs Pitt. (10/13)				

LOCKHART, Cont.

where he also was a member of the Fellowship of Christian Athletes. Eugene donates his time to the Happy Hills Farm Children's Home in Glen Rose, Tex., and the American Cancer Society in Dallas. Along with St. Louis RB Randy Love, he owns Lockhart-Love One-Hour Photo in Dallas. Eugene and his wife Sharon live in Carrollton, Tex.





Junior Miller ★ 90

TIGHT END • **NEBRASKA** • **6th YEAR**
HT: 6-4 • **WT: 240** • **BORN: 11/26/57** • **FA FOR '86**

PRO: With hopes that he can return to his Pro Bowl form of the early 80s, the Cowboys signed veteran tight end Junior Miller on 5/30/86. After playing out his option with the New Orleans Saints in 1984, Miller did not play in 1985. The seventh player picked in the 1980 draft by Atlanta, Miller moved into the starting lineup after the second game and caught 46 passes for 564 yards and nine TDs — all career highs. He was named All-NFC (UPI), All-Rookie (UPI, PFWA, Football Digest) and as the starter on the NFC Pro Bowl squad that year. Miller earned a spot in the Pro Bowl again in 1981, but was moved to H-back a week before the start of the '83 season by new head coach Dan Henning. After the final preseason game in 1984, the Falcons traded Miller to New Orleans where he received more playing time as the year progressed. Junior had his best game as a pro against New England (9/14) his rookie season catching eight passes for 117 yards and two touchdowns. **GAMES/STARTS:** 1980 (16/14-Atlanta), 1981 (16/16-Atlanta), 1982 (9/9-Atlanta), 1983 (15/6-Atlanta), 1984 (15/0-New Orleans), 1985 (DNP). Total — 71/45.

COLLEGE: A consensus All-America, Miller set several tight end receiving records for the Cornhuskers. He caught 61 career passes for 1,123 yards and 13 TDs and played in the Hula and Japan Bowls following his senior year.

PERSONAL: A native of Midland, Tex., Selvia Miller, Jr., attended Robert E. Lee High School where he was an All-America in football and all-state in basketball. Junior and his wife Carol live in Lincoln, Neb., with daughter Cara (8/19/81) and son Seth (3/5/83). A physical education major at Nebraska, Miller spent fall of '85 working in construction. He speaks at churches and schools in the Lincoln area.

MILLER'S FALCONS TOTALS

Year	Receiving				Long TD
	No.	Yds.	Avg.	Long	
1980	46	584	12.7	36	9
1981	32	398	12.4	29	3
1982	20	221	11.1	39	1
1983	16	125	7.8	19	0
TOTALS	114	1328	11.7	39	13

MILLER'S SAINTS TOTALS

Year	Receiving				Long TD
	No.	Yds.	Avg.	Long	
1984	8	81	10.1	22	1

SINGLE-GAME CAREER HIGHS

Regular Season

Receptions—8 (9/14/80 @ N. England)
 Yds. Rec.—117 (9/14/80 @ N. England)
 Lg. Recpt.—39 (9/19/82 vs. Raiders)
 TD Recpt.—2 (2 times, last 10/19/80 @ N.O.)

Timmy Newsome ★ 30



RUNNING BACK • WINSTON-SALEM STATE • 7th YEAR
HT: 6-1 • WT: 237 • BORN: 5/17/58 • D-6 FOR '80

PRO: After starting only five games his first five seasons, big Timmy Newsome was 14-for-14 (missing two with injuries) in 1985 after Ron Springs was released. Timmy followed Tony Dorsett among Cowboys rushers, but had just 252 yards, a 2.9 average per carry and two touchdowns. In 1984, as a backup, Newsome had 268 yards, averaged 4.1 and scored five touchdowns. "I don't know that Timmy Newsome didn't do what we asked of him," says Tom Landry. "Maybe we just didn't rely on him as much as we should have to take the load off Dorsett. I know we need more production at fullback. We need a strong fullback, Timmy or someone else, who can pick up the tough yards, catch the football and produce six to seven hundred yards." Then, looking at Newsome's 100 career catches for 1,035 yards and six touchdowns, Landry adds, "You'd like to see Timmy Newsome try it at tight end. If you could come up with a good fullback or another running back, he could surely be a good tight end." Newsome's unusual combination of size, speed and athletic ability continues to intrigue the Dallas brain trust. **GAMES/STARTS:** 1980 (16/1), 1981 (15/0), 1982 (9/0), 1983 (16/0), 1984 (15/4), 1985 (14/14). Total — 85/19.

COLLEGE: Newsome was a two-time NAIA first-team All-America and 1979 player of the year in the Central Intercollegiate Athletic Association. In four years at Winston-Salem, Timmy rushed for 3,833 yards (6.1 per carry) and 38 touchdowns. He led the conference in rushing and

(Continued on next page)

NEWSOME'S COWBOYS TOTALS

Rushing						Kickoff Returns					
Year	No.	Yds.	Avg.	Long	TD	Year	No.	Yds.	Avg.	Long	TD
1980	23	73	3.2	23	2	1980	12	293	24.4	36	0
1981	13	38	2.9	7	0	1981	12	228	19.0	27	0
1982	15	98	6.5	25	1	1982	4	74	18.5	26	0
1983	44	185	4.2	20	2	1983	1	28	28.0	28	0
1984	66	268	4.1	30	5	TOTALS	29	623	21.5	36	0
1985	88	252	2.9	15	2						
TOTALS	249	914	3.7	30	12						

Receiving

Year	No.	Yds.	Avg.	Long	TD
1980	4	43	10.6	16	0
1982	6	118	19.7	46	1
1983	18	250	13.9	52	4
1984	26	263	10.1	29	0
1985	46	361	7.9	24	1
TOTALS	100	1035	10.4	52	6

SINGLE-GAME CAREER HIGHS

Regular Season
 Yds. Rsh.—59 (10/16/83 vs. Phil.)
 Rsh. At.—13 (11/24/85 vs. Phil.)
 Lg. Run—30 (12/9/84 vs. Wash.)
 TD Rsh.—2 (twice, 1st. 12/17/84 @ Miami)
 Rcpt.—6 (twc., 1st. 12/8/85 @ Cinci.)
 Yds. Rec.—92 (12/13/82 @ Houston)
 Lg. Rcpt.—52t (10/9/83 vs. T. Bay)

Playoffs
 Yds. Rsh.—34 (12/28/80 v. Rams)
 Rsh. At.—2 (12/28/80 v. Rams)
 Lg. Run—19 (12/28/80 v. Rams)
 TD Rsh.—1 (1/2/81 v. Tampa Bay)
 Rcpt.—7 (1/16/83 v. Green Bay)
 Yds. Rec.—70 (1/16/83 v. Green Bay)

NEWSOME, Cont.

scoring three times. Newsome earned his degree in business with a concentration in computer science.

PERSONAL: Timothy Arthur Newsome is a native of Ahoskie, N.C., and was a star athlete at Ahoskie High. In the offseason he works for Shared Financial Systems of Dallas. He has done public service work for the state of North Carolina's alcohol and drug abuse prevention program.



Steve Pelluer ★ 16

QUARTERBACK • **WASHINGTON** • **3rd YEAR**
HT: 6-4 • **WT: 208** • **BORN: 7/29/62** • **D-5A FOR '84**

PRO: Steve Pelluer's NFL regular-season debut at quarterback last year was the stuff of which dreams are made. Called on for the first time in the most pressure-filled situation imaginable, Pelluer delivered in grand style. With the Cowboys leading the Giants 21-14 entering the fourth quarter of the Dec. 15 game to decide the NFC East championship, the Cowboys' offense was in the hands of its third-string quarterback. The first two QBs, Danny White and Gary Hogeboom, had been knocked out of the game with injuries. Putting aside his headset and clipboard, Steve entered the game to take the first snap of his career at quarterback. On his second series Pelluer coolly directed a 72-yard drive for what turned out to be the winning touchdown. The key play was Pelluer's 28-yard pass to rookie Karl Pove on a third-and-15 from the Dallas 48. Both youngsters correctly read and adjusted to a Giants blitz on the play. In his first moment of glory, Pelluer had displayed the same knack of moving the team he had displayed in rookie scrimmages and preseason games. "Steve's performance in the Giants game was a real bright spot that you build on," Landry says. "I'm encouraged by his performance in that game under great pressure. He's ready to move up to number two and do the job for us." With the offseason trade of Hogeboom, Pelluer entered the 1986 season as White's backup. Ironically, Pelluer's first regular-season playing time also came in a pressure situation. With Hogeboom hurt, Steve held for Rafael Septien's game-winning field goal in overtime against New Orleans in 1984 (10/21). **GAMES: 1984 (1/0), 1985 (2/0). Total — 3/0.**

COLLEGE: En route to Pac 10 offensive player of the year honors in 1983, Pelluer set six Washington records, including season completion percentage (67.2) and most consecutive passes thrown without an interception (137). He also led Washington to a school total offense

PELLUER'S COWBOYS TOTALS

Rushing

Year	Att.	Yds.	Avg.	Long	TD
1985	3	-2	-0.7	1	0

Passing

Year	Att.	Comp.	Yds.	Pct.	Int.	Avg. Gn.	Long	TD	Tkld/Lst	Rtng.
1985	8	5	47	62.5	0	5.88	28	0	0/0	78.7

PELLUER, Cont.

mark of 4,365 yards in '83. The Huskies' second all-time leading passer, Steve completed 436-of-755 passes for 4,603 yards and 30 touchdowns. He was All-Pac 10, All-West Coast and honorable mention All-America in '83. As a sophomore he led the Huskies to the Pac 10 title and a 28-0 victory over Iowa in the Rose Bowl.

PERSONAL: Born in Yakima, Wash., and raised in Bellevue, Wash., Steven Carl Pelluer captained the football and basketball team at Interlake High School. He was a National Football Foundation Scholar-Athlete in 1979 when he earned all-state honors as a quarterback. He has a degree in building construction. In the offseason Steve bought and renovated a house in Seattle. He is involved with the Fellowship of Christian Athletes and Special Olympics, and serves on the board of the Doug Cosbie Youth Home. Steve's grandfather (Carl Gustafson), father (Arnie Pelluer) and brother (Scott) all played football at Washington State. Scott is a linebacker with the Saints and a former Cowboys draft choice. Another brother, Arnie, is a sophomore linebacker at Stanford.

Jesse Penn ★ 59

LINEBACKER • **VIRGINIA TECH** • **2nd YEAR**
HT: 6-3 • **WT: 217** • **BORN: 9/6/62** • **D-2 FOR '85**

PRO: The 1986 season promised to be a pivotal one for this gifted athlete. "We've got a battle at right linebacker between (incumbent starter) Jeff Rohrer and Jesse Penn," said Tom Landry prior to training camp. "Penn has size and speed, but he needs to improve by turning himself loose. He's got to become more aggressive. Some of the problem is that in trying to absorb so much mentally in your first year you get yourself tied up thinking. But, if Penn moves in as a starter, he could improve our football team. His natural ability is awfully good." As a rookie, Penn showed flashes of the qualities Landry described. Jesse started against Cincinnati in place of the injured Rohrer, made five tackles and returned a blocked punt 49 yards for a touchdown. In the '85 preseason, one of his two interceptions went for 77 yards and a touchdown against Green Bay. In rookie training camp, as in college at Virginia Tech, Penn appeared



(Continued on next page)

PENN'S COWBOYS TOTALS

Year	Scoring				Year	Opponents' Fumbles Recovered			
	TD	PAT	FG	Pts.		No.	Yds.	Avg.	Long TD
1985	1*	0	0	6	1985	1	0	0.0	0 0

*Returned blocked punt 49 yards for TD vs. Cin. 12/8/85.

Tackles — QB Traps

Year	Solo	Ast.	Tot.	Tps.
1985	12	9	21	0

PENN, Cont.

to be a "big play" type of linebacker who could add pizzazz to the Cowboys defense. GAMES/STARTS: 1985 (16/1).

COLLEGE: A two-year starter at standup defensive end, a position similar to outside linebacker, Penn intercepted eight passes to set a Virginia Tech career record for linemen. Jesse capped his senior year with outstanding performances in the Independence Bowl against Air Force and in the Blue-Gray All-Star game. The Cowboys rated Penn the top outside linebacker in the 1985 draft.

PERSONAL: A native of Martinsville, Va., Jesse Andrew Penn earned All-State honors in football and All-America honors in track at Martinsville High. He majored in communications at Virginia Tech.



Kurt Petersen ★ 65

GUARD • MISSOURI • 7th YEAR
HT: 6-4 • WT: 278 • BORN: 6/17/57 • D-4 FOR '80

PRO: It didn't take Kurt Petersen long to make the transition from one side of the line to the other. Petersen has been the starting offensive right guard in five of his six seasons with the Cowboys, a remarkable accomplishment for someone who was a defensive lineman in college. Kurt had one of his better seasons last year, according to Tom Landry, starting all 16 games and earning a game ball from the coaching staff against St. Louis (11/28). Injuries nagged Petersen in 1983 and '84, forcing him to miss a handful of games, although when healthy he produced. He received a game ball in 1983 against New Orleans (9/25) and in '84 at St. Louis (11/11). Pete started all nine games in 1982, earning a game ball for his play against Cleveland (11/25) and second-team All-Pro honors from the Newspaper Enterprise Association. Called "the Cowboys' blue-ribbon workhorse" by a Dallas newspaper, Petersen combines size, quickness and intelligence with superior strength. According to conditioning coach Bob Ward, Kurt is the strongest player overall on the team. Petersen was thrust into the starting lineup his second year when a knee injury to center Robert Shaw in the second game of '81 forced the Cowboys to move right guard Tom Rafferty to center and Petersen to right guard. GAMES/STARTS: 1980 (16/0), 1981 (16/14), 1982 (9/9), 1983 (14/14), 1984 (13/13), 1985 (16/16). Total — 84/66.

COLLEGE: A linebacker his junior year, Petersen was moved to defensive tackle his senior season to give Missouri more inside quickness. A senior co-captain, Kurt tied for the team lead in fumble recoveries with four.

PERSONAL: St. Louis native (Lutheran High School) Kurt David Petersen has a degree in industrial engineering. Kurt is an outdoorsman who enjoys fishing, hunting, gardening and archery. Kurt, wife Karen and their children Aimee Lynn (12/20/84) and Kyle David (1/20/86) live in Carrollton, Texas.

Karl Powe ★ 81



WIDE RECEIVER • **ALABAMA STATE** • **2nd YEAR**
HT: 6-2 • **WT: 175** • **BORN: 1/17/62** • **D-7A FOR '85**

PRO: The Cowboys were facing a third-and-15 situation in the fourth quarter against the New York Giants last December, and Dallas had to keep the drive alive to protect its lead in the Eastern Division championship showdown. Third-string quarterback Steve Pelluer, in the face of a New York blitz, fired over the middle to unknown rookie wide receiver Karl Powe. Powe grabbed the ball, slipped a tackle and zipped 28 yards for a first down and a big place in the history of the Cowboys' 1985 season. In the regular season finale the next week, starting for the injured Tony Hill against San Francisco (12/22). Powe caught seven passes for 127 yards — biggest numbers for a Cowboys rookie receiver since Drew Pearson in 1973—and thrust himself squarely in the picture for Dallas in 1986. "Powe had a lot of potential when he came to us out of Alabama State," said Tom Landry, "he just didn't have the maturity to really make a big move last year. I think he'll do it this year." Powe's 14 receptions for the season (for 237 yards and a 16.9 average per catch) were the most by a Cowboys rookie since all-time hero Pearson's 22 in '73. And, it was assistant coach Drew Pearson who spent long hours with Powe through training camp and the regular season, schooling him in the art of NFL receiving. Midway in the '85 campaign, Powe was talking with writers in the press room at Cowboys Ranch. He started to leave, then turned back and said, "You guys may not believe it now, but I'm gonna be a star some day." That prediction seems less far-fetched than it did a year ago. **GAMES/STARTS: 1985 (15/1).**

COLLEGE: Powe was a backup wide receiver through most of his career at Alabama State, mostly because he chose to participate in track (100M, 200M) instead of spring football. Still, Karl caught 40 passes for 817 yards (a 20.5 average) and six touchdowns in three seasons of varsity football. In '84 Powe led the SWAC in kickoff returns with a 27.3 average. His superior speed, size and athletic ability led the Cowboys to make him a seventh-round draft choice in '85.

PERSONAL: Karl Alonzo Powe (POE) is a native of Mobile, Ala., where he attended Blount High School earning letters in football, basketball, baseball and track. During the offseason Powe worked with a youth football camp in Mobile and served as King of the Mobile Mardi Gras. He received his degree in psychology and human services from Alabama State. Karl has a daughter, Kasheena (8/17/83).

POWE'S COWBOYS TOTALS

Year	Receiving				Year	Kickoff Returns					
	No.	Yds.	Avg.	Long TD		No.	Yds.	Avg.	Long TD		
1985	14	237	16.9	34	0	1985	1	17	17.0	17	0

SINGLE-GAME CAREER HIGHS

Regular Season

Recpt.—7 (12/22/85 at San Francisco)
 Yds. Rec.—127 (12/22/85 at San Francisco)
 Lg. Recpt.—34 (12/22/85 at San Francisco)



Phil Pozderac ★ 75

TACKLE • NOTRE DAME • 5th YEAR
HT: 6-9 • WT: 282 • BORN: 12/19/59 • D-5 FOR '82

PRO: Phil Pozderac, the NFL's tallest player (he's a half-inch taller than Too Tall Jones), entered the 1986 season hoping to win the starting right tackle position. He has played extensively at both tackle positions. Poz was a starting tackle in 1984 and half of 1985 until an injured right knee forced him out of the lineup. After returning to action, Pozderac was moved to the right side to back up Jim Cooper. Poz won the starting left tackle position in '84 training camp. After seven games he moved over to right tackle to replace Cooper, who had broken an ankle. Pozderac received a coaches' game ball for his effort in a victory over Indianapolis in '84 (10/28). He opened last season as the starting left tackle but suffered the knee injury in the third game. He returned to start four more games at left tackle before moving to the right side. In '83 Pozderac backed up Pro Bowl left tackle Pat Donovan, including two starts when Donovan was injured. Pozderac also played left tackle on all short-yardage and goal line situations when the Cowboys went to the three tight end formation. He earned the coaches' offensive game ball for his play vs. Philadelphia (10/16) at right tackle in place of injured Jim Cooper. As a rookie in '82 Pozderac made an immediate impression in his first training camp. "I like his attitude," said Too Tall Jones, who battled Poz in drills. "He has a mean streak and for a rookie he's hard to intimidate. He doesn't back down. The more physical you get with him the more he comes at you." GAMES/STARTS: 1982 (7/0), 1983 (16/2), 1984 (15/14), 1985 (14/8). Total — 52/24.

COLLEGE: Pozderac started 23 consecutive games at right tackle his final two seasons at Notre Dame. His teammates voted him Notre Dame's most valuable player in 1981. He also won AP honorable mention All-America honors in '81. Pozderac entered Notre Dame carrying only 220 pounds on his 6-9 frame.

PERSONAL: Philip Maurice Pozderac (poz-DEH-rick) starred in football and basketball at Garfield Heights, Ohio, High School. He was born in Cleveland. Phil received his degree from Notre Dame in business finance.



Tom Rafferty ★ 64



CENTER • PENN STATE • 11th YEAR
 HT: 6-3 • WT: 264 • BORN: 8/2/54 • D-4 FOR '76

PRO: You couldn't ask much more from an offensive lineman than Tom Rafferty has given the Cowboys over the past decade. Since joining the club in 1976 Rafferty has never missed a game, playing in 167 straight, including playoffs. He has started 151 of the past 152 games, missing only the Tampa Bay game (10/9) in 1983 when he was limited by a toe injury to snapping on punts, extra points and field goals. An offensive captain in 1985 Tom is the only offensive lineman to start every game the past two years. A starter at right guard for four years (1977-80), Rafferty was pressed into service at center when Robert Shaw went down with a knee injury in the second game of '81. Rafferty's most noteworthy moment came when he teamed with guard Herb Scott on a "fold" block that started Tony Dorsett on his record-setting 99-yard touchdown run at Minnesota (1/3/83). "Rafferty's been a solid center for us," Tom Landry says. "He does his job and performs well and should be able to continue to do that." Rafferty won a starting job in only his second season, replacing All-Pro guard Blaine Nye in 1977. He played two games that season at center for injured John Fitzgerald, a preview of things to come. Rafferty won the Oak Farms MVP award in a playoff-clinching victory at Philadelphia (12/8). He shared his second MVP award with Fitzgerald in 1980 in a season-opening victory at Washington (9/8). Tom earned game balls in 1982 against Cleveland (11/25) and in the playoffs against Tampa Bay (1/9/83), and in 1984 against New England (11/22). GAMES/STARTS: 1976 (14/0), 1977 (14/14), 1978 (16/16), 1979 (16/16), 1980 (16/16), 1981 (16/16), 1982 (9/9), 1983 (16/15), 1984 (16/16), 1985 (16/16). Total — 149/134.

COLLEGE: A four-year starting guard at Penn State, Rafferty earned All-America honors from the Football News and the Football Writers Association in 1975. The Cowboys rated him the top pulling guard in the 1976 draft.

PERSONAL: Thomas Michael Rafferty was born in Syracuse and raised in Fayetteville, N.Y., where he became a high school All-America lacrosse player in addition to starring in football and basketball at Fayetteville-Manlius High School. Tom works in the offseason for Jim Eidson and Associates, a Dallas real estate company. He received a degree in physical education from Penn State and is studying for his master's in business at the University of Dallas. Tom and wife Donna live in Dallas with son J. Michael (7/14/81) and daughter Rachel Elizabeth (3/6/84).

RAFFERTY'S COWBOYS TOTALS

Year	Receiving			
	No.	Yds.	Avg.	Long TD
1983	1	8	8.0	8 0



Mike Renfro ★ 82

WIDE RECEIVER • TCU • 9th YEAR
HT: 6-0 • WT: 189 • BORN: 6/19/55 • TRADE, HOU., '84

PRO: In big games clutch players make big plays. In 1985 Mike Renfro was the Cowboys' clutch player. In the NFC Eastern Division title clinching victory over the Giants (12/15) Mike caught four passes for 123 yards and two touchdowns, including a 58-yarder. In other key division victories, Mike had a season-high 10 catches for 141 yards and two touchdowns against the Giants (10/6) and five receptions for 99 yards including a 55-yard touchdown in the season-opener against Washington (9/9). He received the coaches' offensive game ball for each of the three wins. "Mike Renfro had the best season of anybody last year," said coach Tom Landry. "He really performed well. He made two key plays, long touchdown catches against the Redskins and Giants, that probably won the division for us. He was probably as valuable a player as we had last year." Entering the 1985 season Renfro had season highs of 39 catches in 1981, 583 receiving yards in 1984 and three touchdowns in 1982. Last year he shattered those marks catching 60 passes for 955 yards and a team-high eight touchdowns. In his first seven years in the NFL Mike had never had a 100-yard receiving day. Last year he had three 100-yard games including two in a row to end the season. Acquired from Houston for Butch Johnson in the spring of 1984, Renfro was expected to play a role as a "possession" receiver in special situations. He performed beyond expectations, starting 11 games and catching 35 passes for 583 yards (a team-high 16.7 average) and two touchdowns. For good measure he threw a 49-yard scoring pass to Doug Donley in a 23-17 victory over the Eagles (9/16). In six seasons with the Oilers, Mike started 50 games and caught 160 passes for 2,183 yards and 11 touchdowns. Renfro's move to Dallas was something of a homecoming for him, since

(Continued on next page)

RENFR0'S COWBOYS TOTALS

Receiving				
Year	No.	Yds.	Avg.	Long TD
1984	35	583	16.7	60t 2
1985	60	955	15.9	58t 8
TOTALS	95	1538	16.2	60t 10

RENFR0'S OILERS TOTALS

Receiving				
Year	No.	Yds.	Avg.	Long TD
1978	26	339	13.0	58t 2
1979	16	323	20.2	49 2
1980	35	459	13.1	42 1
1981	39	451	11.6	43 1
1982	21	295	14.0	54t 3
1983	23	316	13.7	38 2
TOTALS	160	2183	13.6	58t 11

RENFR0'S 100-YARD GAMES

Date	Opp.	No.	Yds.	Lg.	TD
10/6/85	@ Giants	10	141	24t	2
12/15	Giants	4	123	58t	2
12/22	@ S. Fran.	9	164	37	0

Passing

Year	Att.	Comp.	Yds.	Pct.	Int.	Avg.	Gn.	TD
1984	2	1	49	50.0	0	24.50		1

SINGLE-GAME CAREER HIGHS

Regular Season
 Recpts.—10 (10/6/85 @ N.Y. Giants)
 Yds. Rec.—164 (12/22/85 @ S. Fran.)
 Lg. Recpt.—60t (12/9/84 vs. Wash.)
 TD Recpt.—2 (twc., 1st. 12/15/85 vs. N.Y. Giants)

Playoffs
 Recpts.—3 (twc., 1st. 12/28/80 @ Raiders)
 Yds. Rec.—69 (12/28/80 @ Paid-rs)
 Lg. Recpt.—47t (12/29/79 @ S. Diego)
 TD Recpt.—1 (12/29/79 @ S. Diego)

RENFRO, Cont.

he was born and raised in the area and his father — former All-Pro wide receiver Ray Renfro — was an assistant coach for the Cowboys from 1968 through 1972. As a teenager, Mike was a Dallas ballboy. GAMES/STARTS: 1978 (14/10-Hou.), 1979 (15/2-Hous.), 1980 (16/15-Hou.), 1981 (12/12-Hou.), 1982 (9/4-Hou.), 1983 (7/7-Hou.), 1984 (16/11), 1985 (16/16). Total — 105/77 (32/27-Dallas).

COLLEGE: Renfro was a three-time All-Southwest Conference choice at TCU and ended his college career owning school records for career receptions (162), yards (2,739) and touchdowns (17). His 10 touchdown catches as a senior set a Southwest Conference record.

PERSONAL: Michael Ray Renfro was born and raised in Fort Worth, where he attended Arlington Heights High School. Mike has a degree in business management and works in the offseason for the Dugger Development real estate firm in Fort Worth. He and his wife Denise live on a 30-acre spread in Aledo, Tex. near Fort Worth with daughter Klayton Alicia (12/19/85). Mike supports many charities in the Dallas-Fort Worth area.

Howard Richards ★ 70

TACKLE • MISSOURI • 6th YEAR
HT: 6-6 • WT: 262 • BORN: 8/7/59 • D-1 FOR '81

PRO: The biggest challenge of Howard Richards' career was the rehabilitation of the injured knee that sidelined him for the last five games of 1984 and the first seven of '85. For his determination in successfully overcoming the injury, Richards was named the 1985 Ed Block Courage Award winner by the Cowboys' trainers and team captains. Howard looked with further resolve to a new challenge in 1986 — becoming the football player he was expected to become when the Cowboys drafted him in the first round of the 1981 draft, the 25th player selected overall that year. Now settled at left tackle, Richards has played four of the five offensive line positions in his career, skipping only center. He started eight games at left guard in 1982 after Herbert Scott injured a knee in the preseason finale. In '83 Richards spent most of the year shuttling plays with Scott at left guard, although he shuttled plays at right guard for two games and started one game at left tackle. Richards was expected to replace retired left tackle Pat Donovan in '84, but a training camp groin injury left him in a backup role to Phil Pozderac. Howard became the starting left tackle midway through the season after Pozderac moved to right tackle to replace the injured Jim Cooper. After starting four games, Howard injured his leg in his hometown of St. Louis (11/11) and missed the rest of the season. He underwent surgery to repair a torn tendon above his knee. GAMES/STARTS: 1981 (16/0), 1982 (8/8), 1983 (16/2), 1984 (11/4), 1985 (7/0). Total — 58/14.

COLLEGE: Richards started 40 consecutive games at right tackle for Missouri and capped his career by earning consensus All-Big Eight and second-team All-America honors in 1980. He was a finalist for


(Continued on next page)



RICHARDS, Cont.

the 1980 Lombardi Award, which goes to the nation's top collegiate lineman. Howard also received All-Big Eight honors his junior year.

PERSONAL: Howard Glenn Richards, Jr., was a football, basketball and baseball star at Southwest High School in St. Louis. His uncle is Ernie McMillan, former All-Pro offensive tackle with the St. Louis Cardinals. Howard is one of the most civic-minded Cowboys and an excellent speaker. He serves as spokesman for the Dallas-Fort Worth Ronald McDonald Houses and as secretary of the newly formed Doug Cosbie Youth Home. Howard also supports the Boys Clubs programs in the Dallas area, the Sickle Cell Anemia Association of Texas, Operation Child Find and the Texas School for the Deaf in Austin. Howard and wife Rhonda live in Dallas.



Jeff Rohrer ★ 50

LINEBACKER • YALE • 5th YEAR
HT: 6-2 • WT: 230 • BORN: 12/25/58 • D-2 FOR '82

PRO: After distinguishing himself on special teams for three years, Jeff Rohrer broke into the starting lineup in 1985 at right outside linebacker. Rohrer took over from Anthony Dickerson, who was traded to Buffalo on Aug. 27, the final cutdown day. Jeff turned in a steady performance, including a team-leading nine tackles in a victory at Houston (9/29). He missed one game (at Cincinnati) with a bruised foot and ankle. "Jeff made a lot of headway last year," Tom Landry said. "He made some good plays and overall did pretty well." Rohrer has been an outside linebacker most of his career, although he worked at middle linebacker in '84 training camp and through the first half of the season. When outside linebacker Billy Cannon suffered a neck injury midway through the '84 season, Rohrer moved back to the outside. "He's big, strong and very aggressive," Landry says. **GAMES/STARTS:** 1982 (8/0), 1983 (16/0), 1984 (16/0), 1985 (15/12). Total — 55/12.

COLLEGE: Rohrer was the highest NFL draft choice from Yale since 1969 when the Cowboys chose Calvin Hill in the first round. In 1981 Jeff was named to the Coaches All-Ivy League and the Coaches All-New England first teams after leading Ivy co-champ Yale in tackles with a school-record 136 stops (71 solo).

PERSONAL: Jeffrey Charles Rohrer was a National Football Foundation and Hall of Fame Scholar-Athlete at Mira Costa High School in his native Manhattan Beach, Calif. He received his degree from Yale in administrative sciences. His hobbies include ceramics, scuba diving and karate. Jeff supports the Special Olympics program for the handicapped.

ROHRER'S COWBOYS TOTALS

Opponents' Fumbles Recovered					Tackles — QB Traps				
Year	No.	Yds.	Avg.	Long TD	Year	Solo	Ast.	Tot.	Tps.
1984	1	5	5.0	5 0	1983	3	7	10	0
					1984	2	9	11	0
					1985	28	26	54	1½
					Totals	33	42	75	1½

Brian Salonen ★ 89



LINEBACKER • MONTANA • 3rd YEAR
 HT: 6-3 • WT: 226 • BORN: 7/29/61 • D-10 FOR '84

PRO: The busiest Cowboys player in 1985 was Brian Salonen. On Wednesdays and Thursdays Salonen went to meetings and practiced with the defense backing up Mike Hegman. On Fridays he worked with the offense as the third tight end and since he was on every special team he had to attend those meetings and practices also. Salonen made the team in 1984 as a tight end, but was moved to linebacker, a position he hasn't played since high school, before training camp last year. "Brian loves to play linebacker," said coach Tom Landry. "He should improve with a year behind him assuming we don't move him back to tight end. It's just a learning problem for him, but he's an intelligent player." Salonen saw his only action at linebacker in '85 for an injured Hegman in the second half against St. Louis (11/28). In 1984 Brian played in all 16 games, mostly on special teams, and earned a game ball for his performance against New England (11/22). GAMES/STARTS: 1984 (16/0), 1985 (16/0). Total — 32/0.

COLLEGE: An All-America in NCAA Division I-AA competition, Brian broke or tied four national records in becoming the most prolific receiver in the University of Montana history. His career totals were 151 catches for 1,882 yards and 12 touchdowns, including a senior season of 68 receptions for 832 yards and nine touchdowns. A co-captain as a senior, Brian was a three-time All-Big Sky and a second-team Academic All-America pick who played in the East-West Shrine Game.

PERSONAL: Brian Scott Salonen (suh-LOW-nen) was an all-state football player and all-state and All-America basketball player at Great Falls High in his hometown of Great Falls, Mont. His father, Bill, was an all-conference football and basketball player at Montana State and his brother, Brad, is a tight end at Montana. During the past offseason, Brian served as honorary chairman of the March of Dimes Walkathon in Great Falls and is on the Board of Directors of the Doug Cosbie Youth Home. Brian Salonen's Reach for the Stars football camp in Montana raises money for the Diabetes Association.

SALONEN'S COWBOYS TOTALS

Year	Kickoff Returns				Year	Tackles — QB Traps			
	No.	Yds.	Avg.	Long TD		Solo	Ast.	Tot.	Tps.
1984	2	30	15.0	22 0	1985	0	1	1	0





Mike Saxon ★ 4

PUNTER • **SAN DIEGO STATE** • **2nd YEAR**
HT: 6-3 • **WT: 187** • **BORN: 7/10/62** • **FA FOR '85**

PRO: With flashes of brilliance in 1985 Mike Saxon showed he could become one of the best punters in the NFL. Mike did some of his best kicking under pressure last year. On his first punt as a professional, Mike booted a 57-yarder, which turned out to be his longest of the season. He went on to have his best game of the year averaging 48.8 yards per kick with a net average of 43.3, a long of 57 and four punts inside the opponent's 20 in that season opener against Washington (9/9). In his only playoff appearance Mike set a club playoff record with a 46.9 average on seven kicks against the Rams (1/4). "In his first year with us Mike Saxon lacked some consistency last year, but overall he did a good job," said coach Tom Landry. "With a good offseason program, he may improve to where he's one of the top punters in the league. He can hit the ball. He's got the strength to do it." Saxon's 41.9 average for the '85 season was the best ever by a Cowboys' rookie and the best by any Cowboys punter since Ron Widby's 43.3 average for the 1969 season. An 11th round draft choice by Detroit in 1984, Mike was released on the final cut after averaging 43.5 yards per kick in preseason. **GAMES/STARTS: 1985 (16/0). Total — 16/0.**

COLLEGE: A walk-on at San Diego State, Saxon set school records for punting average in a game (54.8 vs. BYU in '83), a season (45.5 in '83) and a career (44.1). An honorable mention All-America, Saxon also holds the record for longest punt in Aztecs history with an 80 yarder against BYU in 1982. Mike attended Pasadena City College before moving on to San Diego State.

PERSONAL: A native of Whittier, Calif., Michael Eric Saxon starred in baseball and as a wide receiver, defensive back and punter at Arcadia High School. Mike spent the offseason in Newport Beach, Calif. and worked with Ben Agajanian's youth kicking camps in Long Beach. Saxon majored in business management at San Diego State.

SAXON'S COWBOYS TOTALS

Year	Punting						
	No.	Yds.	Avg.	In20	Long	Blk.	Net
1985	81	3396	41.9	10	57	1	35.5



Chris Schultz ★ 66

TACKLE • **ARIZONA** • **3rd YEAR**
HT: 6-8 • **WT: 288** • **BORN: 2/16/60** • **D-7 FOR '83**

PRO: While on injured reserve for the entire 1984 season, Chris Schultz worked hard, building himself up from 265 to 288 pounds. In 1985 that hard work paid off when Chris worked his way into the starting lineup replacing Phil Pozderac at left tackle with five games remaining. Schultz also started four games at left tackle, including his first pro start against Houston (9/29), in place of an injured Pozderac earlier in the year. "Our most pleasant surprise has been Chris Schultz," said Cowboys offensive line coach Jim Myers. "Everyone would agree with that. He is the most improved player on our squad. He hadn't done anything his first two years because of the injuries. He has really blossomed." Schultz' 1984 season ended with an injury to his right knee in the Pittsburgh preseason game (8/16). Chris got into five games in 1983 on special teams. Despite playing only one season in college at offensive tackle, Schultz was drafted in the seventh round by Dallas because of his excellent size and quick feet. **GAMES/STARTS:** 1983 (5/0), 1984 (1R), 1985 (16/9). Total — 21/9.

COLLEGE: After earning three letters as a defensive tackle, Schultz was switched to offense as a senior, won the starting left tackle position and performed well for the Wildcats. He was the strongest member of the Arizona team with a 400-pound bench press.

PERSONAL: Born in Hamilton, Ontario, Canada, Christopher Schultz was raised in Burlington, where he lettered for four years in football and basketball at Aldershoot High School. Chris and his wife Michelle live in Flower Mound, Tex. He studied psychology at Arizona.



Victor Scott ★ 22

SAFETY • **COLORADO** • **3rd YEAR**
HT: 6-0 • **WT: 196** • **BORN: 6/1/62** • **D-2 FOR '84**

PRO: Victor Scott made one of the big plays of the Cowboys' 1985 season when he intercepted Phil Simms' pass with 46 seconds remaining to kill the Giants' hopes in the 28-21 Dallas victory that crowned the NFC East champion. The game capped a productive

(Continued on next page)

SCOTT'S COWBOYS TOTALS

Pass Interceptions					Tackles — QB Traps					
Year	No.	Yds.	Avg.	Long TD	Year	Solo	Ast.	Tot.	Tps.	
1984	1	5	5.0	5	0	1984	16	3	19	0
1985	2	26	13.0	26t	1	1985	38	7	45	3
TOTALS	3	31	10.3	26t	1	TOTALS	54	10	64	3



SCOTT, Cont.

season for Scott, despite his having to fill in at cornerback when knee problems slowed Ron Fellows. Victor led the secondary in quarterback traps, with three, earned four game balls for his special teams work and returned an intercepted pass 26 yards for a touchdown against Washington. He also knocked down seven passes and forced a fumble. "Victor was our third cornerback last year," says Tom Landry, "but I think his natural position is free safety. With his speed and aggressive tackling ability, he could be a good one at that position. Scott isn't a bad cornerback, but if we want to move him to safety we have to find another backup for Fellows and Everson Walls." GAMES/STARTS: 1984 (16/0), 1985 (16/3). Total — 32/3.

COLLEGE: A two-time All-Big Eight selection and a 1983 second-team All-America, Scott set Colorado career records of 24 pass deflections and three interceptions returned for touchdowns in four years as a starting cornerback. He intercepted 10 passes and blocked four field goals and two extra point attempts in his career.

PERSONAL: Born in St. Louis, Mo., and raised in East St. Louis, Ill., Victor Ramone Scott starred in football, basketball and baseball at East St. Louis High School. Victor and wife Wanda live in Irving, Tex. with son Victor Ramone II (9/29/85). He majored in history at Colorado.



Rafael Septien ★ 1

KICKER • **SOUTHWEST LOUISIANA** • **10th YEAR**
HT: 5-10 • **WT: 179** • **BORN: 12/12/53** • **FA FOR '78**

PRO: Plagued by a back injury from the off-season, Rafael Septien turned in a Dr. Jekyll/Mr. Hyde performance in 1985 that was worthy of an Academy Award. Against Washington in the season

opener Septien made all three of his field goal attempts including a career-long matching 53-yarder on his first attempt and a game ball from the coaches. Through the next three games he made three of 10 field goal attempts including a one-for-five performance against Houston (9/29). The next week Septien provided the game winner in the fourth quarter with a 31-yard FG against the Giants (10/6). He finished the season strongly making 13 of his last 15 field goal attempts with the only misses coming from 47 and 50 yards. While warming up for the second half of the playoff game against the Rams (1/4/86) Rafael pulled a muscle in his kicking leg and missed the rest of the game. The club's all-time leading scorer, Septien has led the team in scoring every year since joining the team in 1978. With 872 career points, Septien stands in the 18th spot on the NFL's all-time scoring list and can move up to 12th in 1986. From 39 yards or less Septien has made an amazing 89% of his field goal attempts (124-140). Rafael ranks fourth on the all-time NFL field goal accuracy list (70.2%) and fifth on the all-time PAT list (96.7%). From the second game of his rookie year through the Chicago game last year Rafael scored in every game, 128 straight, the third longest streak in NFL history. Septien is at his best in pressure situations. In the fourth quarter with Dallas

SEPTIEN, Cont.

tied or behind by three or less points, he has made eight of 12 field goal attempts, including four game-winners. Rafael is a perfect three of three in overtime. Septien is the NFL record holder for field goal accuracy and consecutive field goals in the playoffs having kicked 18-of-21 post season field goal attempts (85.7), including 15 in a row from Super Bowl XIII to the 1982 NFC title game. Rafael, a 10th-round draft choice of the Saints in '77, was released in training camp and signed by the Rams. After being the NFL's top rookie kicker that year, he was released by the Rams after the final preseason game of 1978. The Cowboys signed him immediately as a free agent. GAMES/STARTS: 1977 (14/0-Rams), 1978 (16/0), 1979 (16/0), 1980 (16/0), 1981 (16/0), 1982 (9/0), 1983 (16/0), 1984 (16/0), 1985 (16/0). Total—135/0.

COLLEGE: Septien received All-Southland Conference honors his final two seasons at Southwest Louisiana and kicked nine field goals of more than 50 yards, including a 50-yarder on his first attempt. His long was 57 vs. Lamar in '74.

PERSONAL: A native of Mexico City, Jose Rafael Septien Michel (rah-fay-EL sep-tee-EN) graduated from Collegio Vista Hermosa High School. Rafael's late father Carlos Septien was a member of two Mexican World Cup soccer teams. He runs a steel company, a glass company and a car rental company in Mexico. Rafael is president of Septien and Associates, a Dallas public relations firm, and has been working with McDonald's restaurants in a program benefitting Mexican-American youths. He has a son Rafael Septien, Jr. (10/8/84).

SEPTIEN'S RAMS TOTALS

Year	Scoring			Pts.
	TD	PAT	FG	
1977	0	32-35	18-30	86

SEPTIEN'S COWBOYS TOTALS

Year	Scoring			Pts.	Opponents' Fumbles Recovered				
	TD	PAT	FG		No.	Yds.	Avg.	Long	TD
1978	0	46-47	16-26	94					
1979	0	40-44	19-29	97	2	18	9.0	11	0
1980	0	59-60	11-17	92					
1981	0	40-40	27-35	121					
1982	0	28-28	10-14	58					
1983	0	57-59	22-27	123					
1984	0	33-34	23-29	102					
1985	0	42-43	19-28	99					
TOTALS	0	345-355	147-205	786					

Year	Punting			
	No.	Yds.	Avg.	Long
1981	2	62	31.0	33

Field Goal Accuracy

Year	1-19	20-29	30-39	40-49	50+	Total	Pct.
1977 (Rams)	1-1	10-11	5-6	2-10	0-2	18-30	60.0
1978	2-3	8-8	3-5	3-10	0-0	16-26	61.5
1979	0-0	7-7	7-11	3-8	2-3	19-29	65.5
1980	1-1	3-4	6-6	0-3	1-3	11-17	64.7
1981	1-1	11-11	8-9	7-12	0-2	27-35	77.1
1982	1-1	3-3	3-4	2-4	1-2	10-14	71.4
1983	0-0	5-5	8-8	9-12	0-2	22-27	81.5
1984	2-2	6-7	9-9	4-8	2-3	23-29	79.3
1985	1-1	5-5	8-11	4-9	1-2	19-28	67.9
TOTALS	9-10	58-61	57-69	34-76	7-19	165-235	70.2

SINGLE-GAME CAREER HIGHS

Regular Season
 Pts.—15 (9/21/81 @ New England)
 FGs.—4 (twc., 1st. 9/21/81 @ N. Eng.)
 Lg. FG—53 (twc., 1st. 9/9/85 vs. Wash.)
 PATs.—8 (10/12/80 vs. San Francisco)

Playoffs
 Pts.—13 (1/16/83 vs. Green Bay)
 FGs.—3 (twc., 1st. 1/16/83 vs. G. Bay)
 Lg. FG—50 (1/16/83 vs. Green Bay)
 PATs.—5 (1/2/82 vs. Tampa Bay)



Don Smerek ★ 60

DEFENSIVE TACKLE • NEVADA-RENO • 6th YEAR
HT: 6-7 • WT: 265 • BORN: 12/20/57 • FA FOR '80

PRO: Don Smerek must feel like a modern-day Sisyphus. Everytime Smerek gets himself in position to contend for a starting spot the rock of injuries and bad luck rolls back on him. Last year Smerek was given a shot at the starting left tackle spot, but an injury to his right shoulder forced him to miss most of training camp and six regular season games. In 1984 he was to contend with Jim Jeffcoat for Harvey Martin's vacated starting spot, but the holdout of Randy White forced Smerek back to tackle and he never had a chance to compete at right end. Over the past three seasons Smerek has become a pass rushing specialist replacing John Dutton on passing downs. "Don Smerek is a good competitor," said coach Tom Landry. "He's tough and does a good job rushing the passer for us on third downs. He's an asset to our football team." After not playing in any preseason games in 1985 Smerek tried to play in the season opener against Washington (9/9), but his shoulder wasn't strong enough. He was placed on injured reserve for six games. In his first game back against Atlanta (10/27) Smerek recorded two sacks, including one on his first play. Despite playing in only 10 games in '85 Don tied his career-high of 17 tackles from 1983. After signing with Dallas as a free agent in 1980, Smerek fractured his ribs in training camp and was on injured reserve all season. He made the active roster as a reserve defensive lineman in 1981 but injured a knee in the second game, underwent surgery and spent the rest of the year on injured reserve. He battled his way back on to the roster in 1982 and proved a valuable asset down the stretch and in the playoffs filling in for Dutton, who was injured. In '83 Don replaced Dutton on passing downs and finished fourth on the club in sacks with six. With the 4-0 pass defense starting last year's San Francisco game (12/22), Don received his first NFL start. Smerek is one of the strongest Cowboys with a bench press of 435 pounds. GAMES/STARTS: 1981 (2/0), 1982 (7/0), 1983 (15/0), 1984 (16/0), 1985 (10/1). Total — 50/1.

COLLEGE: Smerek was an All-Big Sky choice at defensive end following his senior season at Nevada-Reno.

PERSONAL: Donald Frederick Smerek was born in Waterford, Mich., and raised in Henderson, Nev., outside Las Vegas. Don was a football and basketball star at Basic High in Henderson. He received his degree from Nevada-Reno in physical education. In the offseason he works for Craig Properties, a Dallas real estate firm.

SMEREK'S COWBOYS TOTALS

Year	Tackles — QB Traps			
	Solo	Ast.	Tot.	Tps.
1982	6	4	10	1
1983	10	7	17	6
1984	6	4	10	1
1985	13	4	17	2
Totals	35	19	54	10


Broderick Thompson ★ 67

GUARD • **KANSAS** • **2nd YEAR**
HT: 6-5 • **WT: 280** • **BORN: 8/14/60** • **FA FOR '85**

PRO: When Broderick Thompson, a rookie free agent, was released by the Cowboys in the summer of '83, his mother told him Dallas would be calling him back in two years. On August 2, 1985, the Cowboys signed Broderick Thompson after he had been an '85 All-USFL performer with the Portland Breakers. Broderick, a defensive tackle in college, switched to offense as a pro and played in 11 games for the Cowboys in '85. "Thompson has ability," says Tom Landry. "For a big guy, he's got quick feet and a good base. He and Crawford Ker (a 293-pound second-year guard) could give us an awfully big offensive line if they develop as players." **GAMES/STARTS: 1985 (11/0).**

COLLEGE: Thompson was an honorable mention All-America at defensive tackle for Kansas in 1982. Before joining the Jayhawks, he played two years at Cerritos (Calif.) Junior College where he was named conference player of the year.

PERSONAL: A native of Cerritos, Calif., Broderick Thompson did not play football but was an All-CIF center at Gahr High School. He earned his degree in personnel administration from Kansas. Broderick's sister Necie was an All-America basketball player at UCLA.





Dennis Thurman ★ 32

SAFETY • **SOUTHERN CAL** • **9th YEAR**
HT: 5-11 • **WT: 179** • **BORN: 4/14/56** • **D-11 FOR '78**

PRO: The term "situation specialist" might have been coined for Dennis Thurman, the NFC's leading active pass interceptor who has become as valuable a non-starter as can be imagined.

Dennis started 57 straight games at free safety and cornerback from 1980 through 1983, then began a new career as on-field director of the Cowboys' five, six and seven-man defensive backfield alignments. In '85, the Cowboys' defensive backs were dubbed "Thurman's Thieves" by Danny White, as they combined for 33 interceptions — just one short of Chicago's league-leading total. Dennis contributed five interceptions of his own, second on the club only to NFL leader Everson Walls. Thurman's 21-yard scoring interception against Washington in the opening game was his fourth career interception for a TD, a club record. His 36 career steals place him behind only Mel Renfro (52) and Charlie Waters (41) on the Cowboys' list of all-time leaders. And, in his first eight seasons as a pro, Thurman never missed a game. "Dennis is a valuable man," says Tom Landry. "He handles our '4-0' defenses and directs traffic back there. And, he'll always make interceptions and big plays." **GAMES/STARTS:** 1978 (16/0), 1979 (16/1), 1980 (16/16), 1981 (16/16), 1982 (9/9), 1983 (16/16), 1984 (16/0), 1985 (16/3). **Totals — 121/61.**

COLLEGE: Thurman intercepted passes in seven straight Southern Cal games en route to leading the nation in interception return yardage

(Continued on next page)

THURMAN'S COWBOYS TOTALS

Year	Pass Interceptions				
	No.	Yds.	Avg.	Long	TD
1978	2	35	17.5	23	0
1979	1	0	0.0	0	0
1980	5	114	22.8	78	1
1981	9	187	20.8	96	0
1982	3	75	25.0	60	1
1983	6	49	8.2	34	0
1984	5	81	16.2	43	1
1985	5	21	4.2	21	1
TOTALS	36	562	15.6	96	4

Year	Punt Returns				
	No.	Yds.	Avg.	Long	TD
1978	1	0	0.0	0	0

Year	Kickoff Returns				
	No.	Yds.	Avg.	Long	TD
1978	3	42	14.0	20	0
1982	1	17	17.0	17	0
TOTALS	4	59	14.8	20	0

Year	Opponents' Fumbles Recovered				
	No.	Yds.	Avg.	Long	TD
1979	1	0	0.0	0	0
1980	2	14	7.0	14	0
1981	1	0	0.0	0	0
1983	1	0	0.0	0	1
TOTALS	5	14	2.8	14	1

Year	Tackles — QB Traps			
	Solo	Ast.	Tot.	Tps.
1978	10	10	20	0
1979	24	13	37	0
1980	61	40	101	0
1981	59	18	77	0
1982	32	11	43	0
1983	48	18	66	1
1984	24	10	34	1
1985	26	15	41	1
TOTALS	284	135	419	3

SINGLE-GAME CAREER HIGHS

Regular Season

Int.—3 (12/13/81 v. Philadelphia)
 Yds. Int.—96 (9/6/81 @ Washington)
 Lg. Int.—96 (9/6/81 @ Washington)
 Int. TDs—1 (4 tms., lst. 9/9/85 vs. Wash.)

Playoffs

Int.—3 (1/16/83 v. Green Bay)
 Yd. Int.—58 (1/16/83 v. Green Bay)
 Lg. Int.—39t (1/16/83 v. Green Bay)

THURMAN, Cont.

in 1976. He had 13 career interceptions, seven fumble recoveries and was a two-time consensus All-America safety. Dennis also started five games at flanker during his freshman and sophomore years.

PERSONAL: Dennis Lee Thurman was a football quarterback, basketball and baseball star at Santa Monica High School in his native Los Angeles. He was recruited by major league baseball teams and college basketball programs before accepting a college football scholarship, and went on to obtain a journalism degree at USC. Dennis, his wife Elsie and their daughter Chelsea (12/3/83) live in the Dallas suburb of Farmers Branch.

Glen Titensor ★ 63

GUARD • **BRIGHAM YOUNG** • **6th YEAR**
HT: 6-4 • **WT: 261** • **BORN: 2/21/58** • **D-3 FOR '81**

PRO: In 1985, Titensor's first full year as a regular at left guard, Glen was one of three offensive linemen (along with center Tom Rafferty and right guard Kurt Petersen) to start every game. "We got pretty good production inside last year," said Tom Landry. "Titensor, Petersen and Rafferty all played well." Because of injuries, retirements and assorted lineup changes, the offensive line began a transition period in 1984 that continued through the '85 season and into 1986 training camp. Titensor's solid play last year, after four seasons as a backup center and guard, was one of the bright spots. Glen was a defensive lineman in college, moving over to the other side of the line as a Cowboys rookie in '81. He quickly shook off knee surgery in 1982, missing only a month of action, and has shown steady improvement ever since. **GAMES/STARTS:** 1981 (16/0), 1982 (3/0), 1983 (15/1), 1984 (15/12), 1985 (16/16). Totals — 65/29.


COLLEGE: After spending two years at UCLA backing up All-America defensive tackle Manu Tuiasosopo, Titensor transferred to BYU and became a two-time All-Western Athletic Conference choice at defensive end. He also was an AP honorable mention All-America in '79 and '80. Glen was named BYU defensive player of the week five times in '79 and led the team with 13 sacks in '80.

PERSONAL: Glen Weston Titensor (TIGHT-en-sir), a native of Westminster, Calif., starred in football and track at Bolsa Grande High School in Garden Grove, Calif. Glen's hobby is making custom furniture. He has participated in the American Heart Association Jumpathon program and donated his time to the Handicapped Ski Association. Glen and wife Sherry live in Carrollton, Tex. with son Scott (3/21/86).

TITENSOR'S COWBOYS TOTALS

Opponents' Fumbles Recovered

Year	No.	Yds.	Avg.	Long	TD
1981	1	0	0.0	0	0





Mark Tuinei ★ 71

CENTER • HAWAII • 4th YEAR
HT: 6-5 • WT: 270 • BORN: 3/31/60 • FA FOR '83

PRO: Responding to a need to develop offensive line depth, the Cowboys last year moved Mark Tuinei from defensive lineman to offensive center, hoping to duplicate the past success they have had in making such conversions. "This will be Mark's second year at center after playing defensive tackle," Tom Landry said in the offseason. "He has a lot of athletic ability. The second year usually determines what a player will do in pro ball, so this is a big year for Tuinei." Tuinei got playing time at center late in several games last year. He worked some in practice at tackle. One of the Cowboys' strongest players, Mark spent his first two seasons backing up the defensive line and contributing on special teams and short-yardage defenses.

COLLEGE: Tuinei played his first two collegiate seasons at UCLA. He started at defensive tackle his sophomore year, finishing fifth in tackles. He then transferred to Hawaii. He suffered through an injury-plagued senior year, playing in seven games, including five starts.

PERSONAL: Mark Pulemau Tuinei (TOO-ee-nay) was born in Ocean-side, Calif., and raised in Honolulu where he was an outstanding athlete at Punahou High School. Mark was Hawaii prep lineman of the year as a senior, a state shotput champion and an all-star basketball player. Mark's brother Tom was an All-WAC defensive tackle at Hawaii who played for the Detroit Lions in 1980 and now plays with Edmonton of the CFL. Mark and wife Ponolani live in Dallas.

TUINEI'S COWBOYS TOTALS

Tackles-QB Traps

Year	Solo	Ast.	Tot.	Tps.
1983	0	1	1	0
1984	2	0	2	1
TOTALS	2	1	3	1

NFL MAN OF THE YEAR AWARD

The NFL Man of the Year program honors NFL players who have contributed as outstanding citizens of their communities as well as to their teams on the field. The program began in 1970, was discontinued from 1977-79 and was reactivated in 1980. Dallas Cowboys NFL Man of the Year winners have been:

1985 - Bill Bates
 1984 - Doug Cosbie
 1983 - Danny White
 1982 - Billy Joe DuPree
 1981 - D. D. Lewis

1980 - Drew Pearson
 1976 - Roger Staubach
 1975 - Roger Staubach
 1973 - Calvin Hill

Everson Walls ★ 24



CORNERBACK • **GRAMBLING** • **6th Year**
HT: 6-1 • **WT: 194** • **BORN: 12/28/59** • **FA FOR '81**

PRO: The improbable journey of Everson Walls reached new heights in 1985 when he became the first player in NFL history to lead the league in interceptions three times. The former rookie free agent from Grambling, who was overcooked in the 1981 draft, has been turning these kinds of tricks all his career. He has been voted to the Pro Bowl four of his five seasons, missing only in '84. He owns the Pro Bowl career record of four interceptions, two in each of his first two appearances. Walls was an All-Rookie choice in '81, a consensus All-Pro in '82, an Associated Press All-Pro in '83, a UPI All-NFC selection in '84 and a Pro Football Writers Association All-Pro in '85. The NFL Alumni Association named Everson the '82 NFL defensive back of the year. In '85 he received the Cappelletti Award, given annually by the Quarterback Club of New England to a late-round draft choice or free agent who has distinguished himself in the NFL. Walls is the only player ever to lead the league in interceptions in each of his first two seasons and one of just two players to lead the NFL two years in a row, Philadelphia's Bill Bradley being the first in 1971-72. Walls already is fourth on the Cowboys' career interception list, tied with Cornell Green with 34. He has led the team in passes defended five straight years and also is an outstanding tackler. Since becoming a defensive back as a high school senior in Dallas, Walls has intercepted 69 passes in 10 seasons. "Cubby," as he's known, became the Cowboys' starting left cornerback in the fifth game of the '81 season. He finished with a team-record and league-leading 11 interceptions, breaking Mel Renfro's club mark and becoming the first rookie since Detroit's Lem Barney in 1967 to lead the NFL. He stole two more passes and recovered a fumble in the NFC Championship Game (1/10/82). He also became only the sixth free agent rookie to be voted to the Pro Bowl. In '84 Everson became the youngest player voted by the fans to the

(Continued on next page)

WALLS' COWBOYS TOTALS

Pass Interceptions					Tackles — QB Traps				
Year	No.	Yds.	Avg.	Long TD	Year	Solo	Ast.	Tot.	Tps.
1981	11	133	12.1	33 0	1981	65	18	83	0
1982	7	61	8.7	37 0	1982	42	21	63	0
1983	4	70	17.5	37 0	1983	66	20	86	0
1984	3	12	4.0	12 0	1984	59	22	81	0
1985	9	31	3.4	19 0	1985	61	15	76	0
TOTALS	34	307	9.0	37 0	TOTALS	293	96	389	0

Opponents' Fumbles Recovered

Year	No.	Yds.	Avg.	Long TD
1981	1	0	0.0	0 0
1985	1	4	4.0	4 0
TOTALS	2	4	2.0	4 0

SINGLE-GAME CAREER HIGHS

Regular Season
 Int.—2 (7 t., 1st. 11/10/85 @ Wash.)
 Yd. Int.—55 (9/21/81 @ New England)
 Lg. Int.—37 (twice, 1st. 9/18/83 vs. Gts.)

Playoffs
 Int.—2 (1/10/82 @ San Francisco)
 Yds. Int.—20 (1/4/86 @ Rams)

WALLS, Cont.

Cowboys' 25th anniversary all-time team. He has not missed a game in his career. GAMES/STARTS: 1981 (16/14), 1982 (9/9), 1983 (16/16), 1984 (16/16), 1985 (16/16). Total — 73/71.

COLLEGE: Walls led the nation in 1980 with a Grambling-record 11 interceptions for 140 yards in 11 games. He was named first-team All-Southwestern Conference his senior year. In his junior year he picked off four passes for 91 yards and a touchdown.

PERSONAL: Everson Collins "Cubby" Walls of Dallas was a football, basketball and track star at Richardson Berkner High School. He grew up within two miles of the Cowboys' old practice facility. He earned a degree in accounting from Grambling. Everson supports the Big Brothers of Arlington, Texas, the American Heart Association and the Foster Parents program. He, wife Shreill and daughter Charis (8/16/84) live in Dallas.



Danny White ★ 11

QUARTERBACK • ARIZONA STATE • 11th YEAR
HT: 6-3 • WT: 196 • BORN: 2/9/52 • D-3A FOR '74



PRO: In 1985 Danny White left no doubt that he still has the courage and talent to lead the Cowboys to championships. Through injuries that forced him to miss two preseason games, two regular season games and parts of three other games, White returned to his form of the early '80s, leading Dallas to the NFC Eastern Division title. "Danny had a lot of injuries last year and showed great courage in playing through them," said coach Tom Landry. "When you look at what he did the last few weeks of the season, you really have to open your eyes. That was the Danny White of old that we saw out there." In his last four games of '85 (he missed the San Francisco game due to injury) Danny led the Cowboys to three victories over NFC East teams to key the Cowboys' division championship. In those games he completed 63% of his passes, threw for 10 touchdowns and was intercepted only three times. An offensive captain in 1985, Danny finished the year fourth in NFC passing with an 80.6 rating and led a Cowboys offense that finished first in the NFC in passing yards. White's injuries in 1985 included a bruised left shoulder, a sprained right hand, bruised ribs, sprained neck and a concussion. The Cowboys are 38-8 (.826) at Texas Stadium and 60-27 (.690) overall with White in the starting lineup. In 1986 White has a chance to break several of Roger Staubach's club passing records. Danny enters 1986 with career totals of 2,393 attempts, 1,422 completions and 130 touchdowns. Staubach holds all three records, with 2,958 attempts, 1,685 completions and 153 touchdowns. With 2,089 passing yards this season Danny can become only the second Cowboys player to reach the 20,000-yard plateau. Staubach passed for 22,700 yards during his 11 years. After being drafted in the third round by Dallas in 1974 (as part of a trade with Houston that also produced Ed Jones for Tody Smith and Billy Parks), White signed with Memphis of the now-defunct World Football League and spent two seasons there before joining the Cowboys in 1976. Danny punted for the Cowboys from 1976-84 and is a risk-taking type who has run for first downs 15 times in 19 attempts from punt formation. GAMES/STARTS: 1976 (14/0), 1977 (14/0), 1978 (16/1), 1979 (16/0), 1980 (16/16), 1981 (16/15), 1982 (9/9), 1983 (16/16), 1984 (14/6), 1985 (14/14). Total — 145/77.

COLLEGE: White finished his career as the NCAA's all-time leading passer, setting seven NCAA passing records. His passing and running placed him second in the nation in total offense in 1973. Danny played the infield for ASU's baseball team and was drafted by four major league teams. Both Danny and his father, Wilford "Wizzer" White, a former ASU All-America halfback who played for the Chicago Bears in 1951 and '52, are in the Arizona State Sports Hall of Fame. NOTE: Danny White's father is NOT U.S. Supreme Court Justice Byron "Whizzer" White.

(Continued on next page)

D. WHITE, Cont.

PERSONAL: Wilford Daniel White is a native of Mesa, Ariz., and graduated from Westwood High in that Phoenix suburb. Danny is chairman of the annual Danny White/Boy Scouts of America golf tourney, and does public service work in the Dallas area for numerous worthwhile causes. He was named 1982 Father of the Year and the 1983 Cowboys Man of the Year. Danny, wife Jo Lynn and the four children — Ryan (4/26/73), Geoffrey (1/4/76), Heather (9/3/78) and Reed (7/29/83) — live in Fairview, Texas, near Dallas.

D. WHITE'S COWBOYS TOTALS

Rushing					Punting				
Year	Att.	Yds.	Avg.	Long TD	Year	No.	Yds.	Avg.	Long Blk.
1976	6	17	2.8	14 0	1976	70	2690	38.4	54 2
1977	1	-2	-2.0	-2 0	1977	80	3171	39.6	57 2
1978	5	7	1.4	4 0	1978	76	3076	40.5	56 1
1979	1	25	25.0	25 0	1979	76	3168	41.7	73 0
1980	27	114	4.2	48 1	1980	71	2903	40.9	58 0
1981	38	104	2.7	17 0	1981	81	3284	40.8	60 0
1982	17	91	5.4	21 0	1982	37	1542	41.7	56 0
1983	18	31	1.7	22 4	1983	38	1543	40.6	50 1
1984	6	21	3.5	8 0	1984	82	3151	38.4	54 0
1985	22	44	2.0	21 1	1985	1	43	43.0	43 0
Totals	141	452	3.2	48 6	Totals	612	24571	40.2	73 6

Receiving

Year	No.	Yds.	Avg.	Long TD
1980	1	-9	-9.0	-9 0
1983	1	15	15.0	15t 1
1985	1	12	12.0	12t 1
Totals	3	18	6.0	15t 2

Passing

Year	Att.	Comp.	Yds.	Pct.	Int.	Avg. Gn.	Long	TD	Tkld/Lst	Rtng
1976	20	13	213	65.0	2	10.65	56	2	1/15	94.4
1977	10	4	35	40.0	1	3.50	12	0	2/15	10.4
1978	34	20	215	58.8	1	6.32	35	0	1/10	65.3
1979	39	19	267	48.7	2	6.85	45	1	4/46	58.6
1980	436	260	3287	59.6	25	7.54	58t	28	31/252	80.8
1981	391	223	3098	57.0	13	7.92	73t	22	30/234	87.5
1982	247	156	2079	63.2	12	8.42	49	16	25/264	91.1
1983	533	334	3980	62.7	23	7.47	80t	29	37/314	85.6
1984	233	126	1580	54.1	11	6.78	66t	11	22/178	71.5
1985	450	267	3157	59.3	17	7.02	56t	21	30/257	80.6
Totals	2393	1422	17911	59.4	107	7.49	80t	130	183/1585	82.3

SINGLE-GAME CAREER HIGHS

Regular Season

Att.—47 (twice, last 10/27/85 vs. Atlanta)
 Comp.—31 (twice, last 10/6/85 @ N.Y. Giants)
 Yards—377 (10/9/83 vs. Tampa Bay)
 Long—80t (10/9/83 vs. Tampa Bay)
 TDs—5 (10/30/83 @ Giants)
 Ints.—5 (11/9/80 @ Giants)

Playoffs

Att.—53 (12/26/83 vs. Rams)
 Comp.—32 (12/26/83 vs. Rams)
 Yards—330 (12/26/83 vs. Rams)
 Long—37 (12/28/80 v. Rams)
 TDs—3 (12/28/80 v. Rams)
 Ints.—3 (3 times, last 1/4/86 vs. Rams)

D. WHITE GAME-BY-GAME

1976	Att.	Comp.	Yds.	Pct.	TD	Int.	Tkld/Lst.	Lg
W-Philadelphia 9/12	7	5	25	71.4	0	0	0/0	14
W-Chicago 10/24	10	7	145	70.0	2	2	1/15	56
W-@ Washington 10/31	2	0	0	0.0	0	0	0/0	0
1977								
W-St. Louis 11/25	1	1	43	100.0	0	0	0/0	43
W-N.Y. Giants 9/25	7	3	30	42.9	0	0	0/0	12
W-Detroit 10/30	2	0	0	0.0	0	1	1/11	0
W-@ N.Y. Giants 11/6	1	1	5	100.0	0	0	1/14	5
Playoffs								
W-Chicago 12/26	1	0	0	0.0	0	0	0/0	0
W-Denver 1/15/78	2	1	5	50.0	0	0	0/0	5

D. WHITE, Cont.

D. WHITE GAME-BY-GAME (Cont.)

1978	Att.	Comp.	Yds.	Pct.	TD	Int.	Tkld/Lst.	Lg
W-N.Y. Giants 10/8	1	0	0	0.0	0	0	0/0	0
W-@ St. Louis 10/15	1	0	0	0.0	0	0	0/0	0
W-@ Green Bay 11/12	3	2	34	66.7	0	0	0/0	18
W-@ Philadelphia 12/1	1	0	0	0.0	0	0	1/10	0
W-@ N.Y. Jets 12/17	24	15	156	62.5	0	1	0/0	35
Playoffs								
W-Atlanta 12/30	20	10	127	50.0	1	1	1/11	24
1979								
W-Cincinnati 9/30	1	1	12	100.0	0	0	0/0	12
W-Los Angeles 10/14	3	2	62	66.7	0	0	1/20	45
L-@ Pittsburgh 10/28	17	7	95	41.1	0	1	0/0	23
L-Philadelphia 11/12	6	2	14	33.3	0	1	0/0	10
L-@ Washington 11/18	11	6	74	54.5	1	0	3/26	21
W-N.Y. Giants 12/2	1	1	10	100.0	0	0	0/0	10
1980								
W-@ Washington 9/8	18	10	107	55.6	0	2	0/0	37
L-@ Denver 9/14	34	20	292	58.8	2	1	1/16	36t
W-Tampa Bay 9/28	33	24	244	72.7	3	0	0/0	28t
W-@ Green Bay 9/28	20	16	217	80.0	2	0	2/17	27
W-N.Y. Giants 10/5	33	22	266	66.7	2	1	3/16	46t
W-San Francisco 10/12	22	16	239	72.7	4	0	1/13	43
L-@ Philadelphia 10/19	38	20	222	52.6	0	3	2/19	21
W-San Diego 10/26	34	22	260	64.7	3	1	5/33	24
W-@ St. Louis 11/2	38	23	258	60.5	1	1	1/6	28t
L-@ N.Y. Giants 11/9	23	10	155	43.5	1	5	0/0	58t
W-St. Louis 11/16	36	20	296	55.6	3	1	2/20	58t
W-Washington 11/23	16	7	103	43.8	0	4	2/19	30
W-Seattle 11/27	18	11	120	61.0	2	2	2/7	20
W-@ Oakland 12/7	26	14	159	53.8	0	0	3/27	39
L-@ Los Angeles 12/15	23	9	147	39.1	1	3	3/29	36t
W-Philadelphia 12/21	24	16	202	66.7	4	1	3/30	36t
Playoffs								
W-Los Angeles 12/28	25	12	190	48.0	3	3	0/0	37
W-@ Atlanta 1/4/81	39	25	322	64.1	3	1	1/12	34
L-@ Philadelphia 1/11/81	31	12	127	38.7	0	1	1/11	28
1981								
W-@ Washington 9/6	24	12	145	50.0	2	0	1/5	42t
W-St. Louis 9/13	29	21	240	72.4	0	1	3/20	55
W-@ New England 9/21	34	24	218	70.6	2	0	0/0	32
W-N.Y. Giants 9/27	27	14	204	51.9	1	0	2/11	41t
L-@ St. Louis 10/4	28	15	182	53.6	1	1	3/16	48
L-@ San Francisco 10/11	16	8	60	50.0	0	2	3/26	16
W-Los Angeles 10/18	33	15	277	45.5	1	2	1/2	63t
W-Miami 10/25	32	22	354	68.8	3	1	2/27	38
W-@ Philadelphia 11/1	24	13	203	54.2	1	2	4/27	30
W-Buffalo 11/9	17	9	219	52.9	3	1	2/17	73t
L-@ Detroit 11/15	30	20	244	66.7	3	2	3/19	37
W-Washington 11/22	27	13	222	48.1	2	0	1/10	34
W-Chicago 11/26	7	3	66	42.9	0	0	1/8	38
(@ Baltimore 12/6 did not QB - injured)								
W-Philadelphia 12/13	30	17	264	56.7	2	0	0/0	47
L-@ N.Y. Giants 12/19	33	17	200	51.5	1	1	4/36	44
Playoffs								
W-Tampa Bay 1/2	26	15	143	57.7	1	0	1/10	25
L-@ San Francisco 1/10	24	16	173	66.7	2	1	4/38	31
1982								
L-Pittsburgh 9/13	36	25	347	69.4	4	2	3/32	45t
W-@ St. Louis 9/19	32	20	266	62.5	2	2	3/20	34
W-Tampa Bay 11/21	16	11	158	68.8	1	1	4/51	49
W-Cleveland 11/25	22	13	215	59.1	2	1	2/18	48
W-@ Washington 12/5	29	21	216	72.4	1	1	1/4	24
W-@ Houston 12/13	27	21	279	77.8	3	0	3/29	46t
W-New Orleans 12/19	22	14	222	63.6	1	2	2/27	45

(Continued on next page)

D. WHITE, Cont.

D. WHITE GAME-BY-GAME (Cont.)

	Att.	Comp.	Yds.	Pct.	TD	Int.	Tkld/Lst.	Lg
L-Philadelphia 12/26	31	17	185	54.8	2	2	5/49	33t
L-@ Minnesota 1/3/83	32	14	191	43.8	0	1	2/24	42
Playoffs								
W-Tampa Bay 1/9/83	45	27	312	60.0	2	2	5/35	35
W-Green Bay 1/16/83	36	23	225	63.9	1	1	1/8	24
L-@ Washington 1/22/83	15	9	113	60.0	0	0	0/0	25
1983								
W-@ Washington 9/5	20	9	193	45.0	3	0	2/20	75t
W-@ St. Louis 9/11	27	19	234	70.4	1	0	4/20	47
W-N.Y. Giants 9/18	32	24	238	75.0	2	2	2/18	35
W-New Orleans 9/25	30	15	166	50.0	1	3	7/67	24
W-@ Minnesota 10/2	40	22	213	55.0	1	2	1/13	17
W-Tampa Bay 10/9	44	29	377	65.9	2	3	5/37	80t
W-Philadelphia 10/16	37	24	266	64.9	2	1	0/0	26
L-L.A. Raiders 10/23	38	19	240	50.0	2	2	2/17	27
W-@ N.Y. Giants 10/30	33	15	304	45.5	5	2	2/22	61t
W-@ Philadelphia 11/6	24	21	268	87.5	2	1	2/19	32
L-@ San Diego 11/13	47	31	300	66.0	3	0	1/9	35t
W-Kansas City 11/20	31	18	237	58.1	0	1	1/8	58
W-St. Louis 11/24	31	24	237	77.4	1	0	1/7	43
W-@ Seattle 12/4	26	19	233	73.1	2	1	1/7	35t
L-Washington 12/11	35	20	197	57.1	1	3	3/25	29t
L-@ San Francisco 12/19	38	25	277	65.8	1	2	3/25	43
Playoffs								
L-L.A. Rams 12/26	53	32	330	60.4	2	3	3/30	30
1984								
L-St. Louis 10/7	8	5	55	62.5	1	0	1/11	20
L-@ Washington 10/14	20	13	125	65.0	0	1	1/7	23
W-New Orleans 10/21	25	15	132	60.0	1	1	5/39	16
W-Indianapolis 10/28	32	21	262	65.6	2	0	0/0	38t
L-N. Y. Giants 11/4	6	1	20	16.7	0	0	2/13	20
W-New England 11/22	41	21	288	51.2	1	1	2/13	51
W-@ Philadelphia 12/2	25	8	125	32.0	1	4	3/29	57t
L-Washington 12/9	42	22	327	52.4	4	2	5/46	60t
L-@ Miami 12/17	34	20	246	58.8	1	2	3/20	66t
1985								
W-Washington 9/9	33	14	219	42.4	1	0	2/13	55t
L-@ Detroit 9/15	38	23	226	60.5	0	3	3/23	21
W-Cleveland 9/22	32	20	182	62.5	1	1	0/0	18
W-@ Houston 9/29	32	16	199	50.0	2	0	2/16	49
W-@ N.Y. Giants 10/6	46	31	342	67.4	3	4	3/25	24t
W-Pittsburgh 10/13	36	25	269	69.4	1	1	4/28	56t
(@ Philadelphia 10/20 did not play — injured)								
W-Atlanta 10/27	47	27	362	57.5	1	3	1/10	38
L-@ St. Louis 11/4	36	21	202	58.3	1	1	4/43	32
W-@ Washington 11/10	29	16	245	55.2	1	0	3/26	48
L-Chicago 11/17	17	9	107	52.9	0	1	4/33	20
W-Philadelphia 11/24	28	20	243	71.4	3	0	1/9	24
W-St. Louis 11/28	26	14	235	53.9	4	1	0/0	53t
L-@ Cincinnati 12/8	33	22	227	66.7	2	1	3/31	28
W-N.Y. Giants 12/15	17	9	99	52.9	1	1	0/0	33
(@ San Francisco 12/22 did not play — injured)								
Playoffs								
L-@ L.A. Rams 1/4	43	24	217	55.8	0	3	5/35	22

Randy White ★ 54

DEFENSIVE TACKLE • MARYLAND • 12th YEAR
HT: 6-4 • WT: 272 • BORN: 1/15/53 • D-1A FOR '75



PRO: Long-distance running is not one of Randy White's favorite things. Few 33-year-olds who weigh 270 pounds spend their free time participating in marathons. Yet, on Memorial Day, 1986, there was White, a solitary sweaty figure chugging around and around the half-mile track at Cowboys Ranch. It was his way of "celebrating" the holiday. And, it probably illustrated as well as anything the determination that keeps White at the very top of his profession entering his 12th year in the National Football League. "Randy is the premier defensive tackle in the business," says Tom Landry. "Because of his intensity and competitiveness, he should remain at a high level—a Pro Bowl level—for several more years." In 1985, White was named All-Pro for the eighth straight year, a Cowboys record. He played in the Pro Bowl for the ninth straight year, and another appearance there after the '86 season would tie him with Mel Renfro for the club record in that category. Despite being double- or triple-teamed on 75 per cent or more of opponents' pass plays, Randy registered 10½ quarterback sacks in 1986 to give him an even 100 for his career. He led all Cowboys linemen by a wide margin in tackles, knocked down five passes and forced a fumble. Cowboys defensive coordinator Ernie Stautner, a Hall of Famer whom Landry ranks with White as the two most competitive players he's ever seen, says Randy should play up to those lofty standards for the foreseeable future. "He's at the peak of his performance," says Stautner of White. "Randy's intensity is still at the high level it was when he came to us in '75." Landry probably put it best when he said, "When Randy White lines up on you, he doesn't care whether you're All-Pro or whether you're a rookie. You're going to get the same treatment. That makes him unique in this game." Ask White about all those accolades and he'll get a twinkle in his eye, smile, shrug and head outside for some more weightlifting and running. There's another season ahead. GAMES/STARTS: 1975 (14/1), 1976 (14/0), 1977 (14/14), 1978 (16/16), 1979 (15/14), 1980 (16/16), 1981 (16/16),

(Continued on next page)

WHITE'S COWBOYS TOTALS

Opponents' Fumbles Recovered					Tackles — QB Traps				
Year	No.	Yds.	Avg.	Long TD	Year	Solo	Ast.	Tot.	Tps.
1975	2	0	0.0	0 0	1975	13	6	19	7
1976	1	0	0.0	0 0	1976	25	17	42	6
1977	2	0	0.0	0 0	1977	70	48	118	13
1979	1	0	0.0	0 0	1978	75	48	123	16
1982	1	0	0.0	0 0	1979	50	41	91	5
1983	1	0	0.0	0 0	1980	56	32	88	6½
TOTALS	8	0	0.0	0 0	1981	61	33	94	8½
					1982	22	21	43	2½
					1983	67	33	100	12½
					1984	81	27	108	12½
					1985	61	34	95	10½
					TOTALS	581	340	921	100


Kickoff Returns				
Year	No.	Yds.	Avg.	Long TD
1978	1	15	15.0	15 0

R. WHITE, Cont.

1982 (9/9), 1983 (16/16), 1984 (16/16), 1985 (16/16). TOTAL: 162/134.

COLLEGE: A consensus All-America defensive end for the Terps in 1974, White won both the Outland Trophy and the Vince Lombardi Award as college football's top lineman that year. He was the second player selected in the 1975 draft with a choice obtained by the Cowboys from the New York Giants for quarterback Craig Morton. Atlanta selected quarterback Steve Bartkowski before the Cowboys took White.

PERSONAL: Randy Lee White was a football, basketball and baseball star at Thomas McKean High School in his hometown of Wilmington, Del. He is a fanatical bass fisherman. Randy, wife Vicci and daughter Jordan Leigh (5/6/79) live in Dallas. Randy received the 1980 Field Scovell Award for athletic excellence from the Dallas All-Sports Association. He supports the Association of Blind Athletes, the United Way, the American Heart Association and the Dallas County Foster Parents Association. He also has done work with the Make-A-Wish Foundation of Dallas.



SHERRARD



CLACK

THE ROOKIES

(1986 Draftees)

MIKE SHERRARD • **Wide Receiver** • **UCLA**
Ht. 6-2 • **Wt: 185** • **Born: 6/21/63** • **D-1**

Everything about Mike Sherrard points to him becoming a top wide receiver in the National Football League: size (6-2, 185), speed (4.4 range, rated as fastest WR in draft), work habits (stayed at UCLA during summers to work with QBs), intelligence (Pac-10 All-Academic) and the ability to make the tough catch over the middle.

"I feel extremely good about this pick," Coach Tom Landry said. "We think Sherrard should be able to start for us this year. He has such great speed and he carries it on a 6-2 frame. You've got everything you need."

The first wide receiver taken in the draft, Sherrard also became the first wide receiver taken in the first round by Dallas since Dennis Homan in 1968.

All Sherrard did at UCLA was go from a walk-on to the Bruins' all-time leading receiver. He also holds the school record for catches in a season with 48 his sophomore year.

Sherrard was on his way to his best season in 1985 when he fractured his clavicle late in the first half of the fifth game against Arizona State. Ironically, on the catch he was injured he set a UCLA record for career receiving yardage. Two weeks earlier he caught his

109th pass to become UCLA's all-time leading receiver. Mike returned for the last game of the season against USC and also played in the Rose Bowl, catching four passes, including a touchdown in UCLA's 45-28 victory over Iowa. He finished his UCLA career with 124 catches for 1,937 yards, nine touchdowns with a long gain of 62 yards.

Prior to trying out with the Bruins as a walk-on in 1981, Sherrard worked out with former UCLA starters and current NFL players Dokie Williams and Jo Jo Townsell while he was going to summer school. Sherrard broke a finger at the start of fall practices and was red-shirted for the year.

Things didn't get much better as he came down with mononucleosis when he reported for spring practice in 1982. He spent the season backing up Williams and Townsell, catching only two passes.

The UCLA coaches were rewarded for their faith in Sherrard in 1983, his first as a starter. Along with setting a school record for catches in a season he became the only player in UCLA history to have two games of more than 135 yards receiving (136 against Washington and a career-high 140 against Arizona State). He was named second-team All-America and All-Pac 10 in 1983.

With 43 catches in 1984, Sherrard became the first Bruin ever to have two seasons with more than 40 catches. He also put together a career-high 729 receiving yards.

An offensive captain in 1985, Sherrard still caught 31 passes despite his injury and earned a spot in the Hula Bowl. He tied his career-high twice in 1985 with seven catches against Tennessee (120 yards) and against Washington (94 yards). With his catches in the Rose Bowl he also continued his streak of catching a pass in each of his last 29 games.

Sherrard comes by his speed naturally. His mother Cherrie ran the 100-meter hurdles in the 1964 Olympics. One of her Olympic teammates was former Cowboys WR Bob Hayes. A history major, Sherrard received his degree in March.

Michael Watson Sherrard is a native of Chico, Calif., where he lettered in basketball, baseball, track and football at Chico High School.

DARRYL CLACK • Running Back • Arizona State
Ht: 5-10 • Wt. 207 • Born: 10/29/63 • D-2

Nineteen-eighty-five was to be the glimmering finish to a stellar college career for Darryl Clack. A starter since his freshman year, the two-time All-Pac 10 selection was coming off a 1984 season in which he rushed for 1,052 yards and caught 32 passes for 385 yards. Then, after suffering a fractured right fibula in the second game of the 1985 season, Clack was forced to sit out the last seven regular-season games. He did play in the Holiday Bowl, gaining 36 yards on nine carries.

"We think Darryl Clack can really be an outstanding back," said Coach Tom Landry. "He is not out there to gain three or four yards. He's a 4.6-type runner who can score from any place on the field."

Projected as a backup to Tony Dorsett this year, Clack may see plenty of action in passing situations. He caught 68 passes for 803 yards, including two catches of 65 yards or more, in his career at ASU. Clack also had two runs from scrimmage of 75 yards or more.

The Sun Devils' leading rusher his first three seasons, Clack became the first ASU freshman to lead the team in rushing since 1955. As a sophomore in 1983 he led the Pac 10 in rushing with 932 yards.

He also became the first player in Arizona State history to gain over 100 yards rushing and receiving in the same game (116 rushing and 134 receiving vs. USC). Clack had his best day rushing as a sophomore against Wichita State gaining 221 yards on 22 carries.

In 1984 Clack became the only player to rush for over 1,000 yards under Darryl Rogers, who now is with the Detroit Lions in his 20th year as a head coach. Clack had five 100-yard rushing days, including four games of 160 yards or more. The Sun Devils' MVP, he had a career-high eight catches against UCLA.

Fifth on ASU's all-time rushing list, Clack finished his career with 2,671 yards, a 5.2 average per carry and 20 TDs. He also had 11 100-yard games and Arizona State was 10-1 in those games.

A native of San Antonio, Texas, Clack moved to Colorado while in high school. An eight-time Colorado dash champion, Clack was all-state in football and lettered in basketball at Widefield High School in Security, Colo. A member of the Sun Devils' track team for three years, Clack majored in physical education at Arizona State.

MARK WALEN • Defensive Tackle • UCLA
Ht: 6-5 • Wt: 265 • Born: 3/10/63 • D-3

Throughout his career at UCLA, Mark Walen was honored as one of the top defensive linemen in the country. He was the best pass rusher in the Pac 10 last year, leading the Bruins with nine sacks. He anchored the UCLA defensive line that boasted one of the top defenses against the rush in 1985.

"Defensive line coach Ernie Stautner worked him out and was very impressed," said Player Personnel Director Gil Brandt. "He has a lot of natural ability to become a good pass rusher."

The Pac-10 coaches selected Walen as the conference's defensive player of the year in 1985. He was also named second-team All-America and All-West Coast by UPI.

The only senior starter on the Bruins' defensive line, Walen was also recognized for his leadership abilities. He was named the best leader on the UCLA team and served as one of the defensive captains.

A three-year starter, Walen finished his UCLA career with 20 sacks and 185 tackles. He had a team-high nine tackles in UCLA's 45-28 Rose Bowl victory over Iowa. He also had 14 tackles and one fumble recovery against Tennessee and eight tackles and three sacks against Stanford.

Walen started two games his freshman year in 1982, against Oregon and USC. He tore ligaments in his left knee in the third game of 1983, forcing him to miss the rest of the regular season, but he returned to play in the Rose Bowl that year.

Walen broke his right ankle at Cowboys rookie orientation in May. In a freak accident the injury occurred while Walen was completing the 1½-mile run. He was expected to return to practices in late July.

A native of Burlingame, Calif., Mark Hartley Walen lettered in soccer and basketball and was all-county in football at Burlingame High School. He majored in history at UCLA.

MAX ZENDEJAS • Placekicker • Arizona
Ht: 5-11 • Wt: 184 • Born: 9/2/63 • D-4

Max Zendejas finished his career at Arizona third on the NCAA's

all-time field goal list with 77 and fourth in scoring with 353 points. He also broke every University of Arizona kicking record, but the most impressive Zendejas statistic is that his field goal percentage from 50 yards or more was 61% (14-of-23).

With the game on the line at Arizona, Zendejas made 5-of-6 field goals, including a 48-yarder to beat Notre Dame in South Bend his freshman year in 1982. He tied an NCAA record by kicking a field goal in 18 straight games from 1982-84. In his four years at Arizona he missed only two extra points, including a streak of 68 straight from 1982-84. He made 77-of-104 (74%) field goal attempts in his career.

Arizona's most valuable player in 1985, Zendejas led the Pac 10 with 22 field goals and was second in the conference with 89 points. He was an honorable mention All-America selection by AP, UPI and NEA and a third-team All-America pick by Football News. He was named All-Pac 10 second team and played in the East-West Shrine Game.

Taking Zendejas in the fourth round is the highest Dallas has ever drafted a placekicker. Zendejas was the first player taken from Arizona in the draft. Zendejas' Pac 10 rival John Lee of UCLA was drafted in the second round by the St. Louis Cardinals and could be his NFC East rival in 1986.

Max is a member of the kicking Zendejas family. Max's brother Joaquin kicked for the New England Patriots in 1983, his brother Luis holds the NCAA scoring record and kicks for the Arizona Outlaws of the USFL, his cousin Tony kicks for the Houston Oilers, his cousin Martin just finished his senior year after kicking for Nevada-Reno, his brother Allan is a senior at Don Antonio Lugo High School in Chino, Calif., and made a 55-yard field goal last fall, and his brother Alex is a junior at Don Antonio Lugo and will take Allan's place next fall.

Maximmillian Javier Zendejas was born in Mexico and moved to Chino, Calif., in 1972. He did not kick for Don Antonio Lugo High School until his senior year because he had to wait for his older brother Luis to graduate. Zendejas made four field goals of over 50 yards as a senior and also lettered in soccer. His father was a semi-pro soccer player in Mexico. A political science major at Arizona, Zendejas wants to be an interpreter after finishing his football career.

THORNTON CHANDLER • Tight End • Alabama
Ht: 6-5 • Wt: 238 • Born: 11/27/63 • D-6A

Noted for his blocking ability, Thornton Chandler has the good hands and long arms to become an NFL tight end. He was third on the 1985 Alabama team with 16 receptions for 244 yards. Alabama head coach Ray Perkins considered Chandler one of his most improved players.

The fifth tight end taken in the draft, Chandler averaged 15.8 yards per reception at Alabama, catching 32 passes for 504 yards in three years. He caught a career-long 52-yarder as a sophomore against Mississippi in 1983.

Chandler played at Florida A&M as a freshman in 1981 before transferring to Alabama. His dad, Tommy Chandler, played defensive tackle at Florida A&M at the same time former Cowboys WR Bob Hayes was there. Hayes and Tommy Chandler also attended Matthew Gilbert High School in Jacksonville, Fla.

An All-America at Raines High School in Jacksonville, Fla., Chandler caught 10 passes for 170 yards and two touchdowns against Lake City (Fla.) High School. He majored in physical education at Alabama.

STAN GELBAUGH • Quarterback • Maryland
Ht: 6-3 • Wt: 207 • Born: 12/4/62 • D-6B

Stan Gelbaugh spent his first two-and-a-half years at Maryland punting and backing up future NFL quarterbacks Boomer Esiason (Cincinnati) and Frank Reich (Buffalo). He made his first start midway through the 1984 season at Penn State and before the largest crowd to ever watch Maryland play, Gelbaugh set a school record for pass attempts in a game with 48.

In his first full season as a starter in 1985 Gelbaugh passed for 2,475 yards, breaking Esiason's single-season record. He also broke Esiason's record for passing yardage in a game when he threw for 361 yards against Clemson. On the day he was 23-of-35 (65.7%) with three TDs.

Gelbaugh led the ACC in total offense with 216.8 yards-per-game and finished second in passing efficiency. He closed out his Maryland career as the offensive player of the game in the Cherry Bowl and was quarterback and punter in the Hula Bowl.

A red-shirt in 1983, he worked as a wide receiver in spring of 1984 before switching back to quarterback in the fall. Maryland was 13-4 in games that Gelbaugh started.

Along with his chores as quarterback and punter, Gelbaugh also did the placekicking at Cumberland Valley High School in Carlisle, Penn. He lettered in football, basketball and track. Gelbaugh received his degree in marketing from Maryland in December.

LLOYD YANCEY • Guard • Temple
Ht: 6-4 • Wt: 275 • Born: 12/8/62 • D-6C

The Cowboys couldn't draft All-America guard John Rienstra from Temple so they drafted Rienstra's linemate of three years, Lloyd Yancey. An honorable mention All-East selection in 1985, Yancey started at right tackle on the opposite side of the line from Rienstra, who was drafted with the ninth pick in the first round by Pittsburgh.

A big, tough player that you'd expect from the Philadelphia school, Yancey played defense his freshman year, recording a sack in the season opener in 1981. In 1983 Yancey started three games at defensive tackle and was moved to offensive tackle before suffering a season-ending knee injury.

Yancey started every game in 1984 despite a shoulder injury. Again in 1985 he started every game and played in the Blue-Gray game. He follows in the footsteps of Cowboys' starting tackle Jim Cooper, who is a native of Philadelphia, played at Temple and was a sixth-round draft choice in 1977.

At Chestnut Hill Academy in Philadelphia, Yancey lettered in basketball, track and was the most valuable player of the football team his senior year. He majored in management at Temple.

JOHNNY HOLLOWAY • Cornerback • Kansas
Ht: 5-11 • Wt: 181 • Born: 11/8/63 • D-7

The strongest and fastest wide receiver on the University of Kansas team, Johnny Holloway is looking to make the transition from college wide receiver to NFL cornerback. He was one of the three top

defensive backs in Texas as a senior at Lamar High School in Houston.

In his only full season as a starting wide receiver for the Jayhawks, Holloway caught 32 passes for 358 yards, good for fourth in Big Eight receiving. Holloway was averaging 18.1 yards per catch in 1984, but an ankle injury in the third game ended his season. Before the injury Holloway caught six passes for 141 yards including a 70-yard touchdown against Florida State.

Holloway originally signed with Northwestern out of high school in 1982. He transferred to Butler Junior College in Kansas a year later and led the nation in yards per catch with a 32.0 average in 1983.

A native of Houston, Holloway was the Texas prep long jump champion his junior year at Lamar with a 24-8 leap. A liberal arts major, Holloway decided to forego his final year of eligibility at Kansas.

TOPPER CLEMONS • Running Back • Wake Forest

Ht: 5-11 • Wt: 205 • Born: 9/16/63 • D-8

Topper Clemons led all fullbacks in the ACC in rushing in 1985 with 922 yards on 164 carries. Third on Wake Forest's all-time rushing list, Clemons led the Demon Deacons in rushing, total offense and scoring in 1985.

After becoming a starter in 1984, Clemons averaged 5.5 yards per carry. His 5.6 average in 1985 was second only to Virginia's Barry Word who was drafted in the third round by New Orleans. Wake Forest's strongest back last year, Topper had six career 100-yard games including three in 1985. His best game came against Richmond in 1984 when he gained 182 yards.

In 1985 Clemons rushed for 922 yards on 164 carries and two touchdowns. He caught 21 passes for 113 yards and five touchdowns. The first Demon Deacon selected in the 1985 draft, Clemons returned kickoffs before moving into the starting lineup. He averaged 20.0 yards per return with a long of 76 yards.

Clemons played at Wake Forest with Gary Baldinger, brother of Cowboys guard Brian Baldinger.

Orman "Topper" Clemons received his nickname from his mother when he was a baby. At Cinnaminson (N.J.) High School Clemons finished second in the state meet in both the 100 and 200 meter dashes and did not lose a regular season wrestling match. He also was an All-South Jersey football selection. An education major at Wake Forest, Clemons prepped one year at Fork Union Academy where he averaged 100 yards rushing per game.

JOHN IONATA • Guard • Florida State

Ht: 6-2 • Wt: 280 • Born: 2/26/63 • D-9

The one word to describe John Ionata's college career is consistency. A four-year letterman, Ionata started three of those years at tackle and was named All-South Independent each of his years as a starter. He also received high grades from the Seminole coaches every week.

"I think John Ionata's good enough for the pros," said Florida State head coach Bobby Bowden. "He's intelligent, he's tough and he can move those feet. He graded out at 94 percent against Auburn. That's almost unheard of around here."

Ionata also is a good student. He made the Dean's List (3.5 or

better G.P.A.) while maintaining an overall grade point average of 3.2 as a finance major.

A native of Dunedin, Fla., Ionata led Dunedin High School to two straight undefeated football seasons. He was an all-state selection at defensive lineman his senior year. Ionata was a high school teammate of Cowboys' guard Crawford Ker. From a family of eight children, Ionata has a younger brother, Joey, who is a 263-pound freshman tackle at Florida State. When Ionata finishes his football career he plans to join his brother Vince at Ionata Enterprises, an advertising agency.

BRYAN CHESTER • • **Guard** • • **Texas**
Ht: 6-4 • • **Wt: 260** • • **Born: 2/2/63** • • **D-10**

Bryan Chester earned honorable mention All-America honors and All-Southwest Conference second-team honors in 1985. The third guard drafted by the Cowboys in 1986, Chester had knee surgery following the 1984 season, but returned to start all 11 games in 1985.

A three-year letterman, Chester was a backup left guard in 1982. After red-shirting the 1983 season, he moved into the starting right guard spot in 1984. One of the strongest players on the Longhorn squad, Chester gained 35 pounds through weightlifting since his freshman year.

Chester was a two-time all-district selection at Westbury High School in Houston where he played both center and tight end. He majored in business at Texas.



GARTH JAX • Linebacker • Florida State

Ht: 6-2 • Wt: 225 • Bcm: 9/16/63 • D-11

Despite a broken right thumb and a bruised left shoulder, Garth Jax led Florida State with six sacks and finished fifth on the Seminoles with 63 tackles. From his outside linebacker position Jax recorded a team-high 13 tackles in the 1985 season opener against Tulane.

Throughout his career, Jax was plagued with injuries. In 1984 he severely injured his kidney and spleen to the extent that some doctors doubted whether he would play football again. The injury came against South Carolina after Jax had recorded 13 tackles. It forced him to miss the remaining three games.

Jax started for the first time in a Gator Bowl victory over West Virginia following his freshman season, but was limited to a part-time role as a sophomore in 1983 because of an illness.

A native of Houston, Garth led his Jesuit High School team to the 4-A state title three of his four years and was named all-state his senior season. His stepdad, Phil Abriaira, holds the Florida State record for average yards per punt return in a season (20.1).

CHRIS DULIBAN • Linebacker • Texas

Ht: 6-2 • Wt: 216 • Born: 1/9/63 • D-12A

Chris Duliban was the fastest linebacker on the 1985 University of Texas team. In his first season as starting outside linebacker, Duliban ranked second on the team in sacks with 10 and third on the team in tackles with 98. He also had seven passes defended and an interception last year.

In his first three years at Texas, Duliban used his outstanding speed to excel on special teams. In 1983 he led the Longhorns in tackles on punts and kickoffs. He also recorded two blocked kicks in 1983 and another in 1984.

At Spring Woods High School in Houston, Duliban was an all-district running back as a senior and an all-district linebacker as a junior. A native of Champaign, Ill., Duliban majored in advertising at Texas.

TONY FLACK • Defensive Back • Georgia

Ht: 6-1 • Wt: 184 • Born: 8/31/64 • D-12B

A four-year starter, Tony Flack is the only freshman to start a season opener for Georgia head coach Vince Dooley and that first start in 1982 came before a Monday night national television audience against Clemson, the defending national champion.

After starting at cornerback his first three years, Flack started some games at safety in 1985. He injured his knee in the season opener against Alabama and missed two games. Against Auburn last year Flack recorded 20 tackles. A starter in 41 career games for the Bulldogs, Flack was named All-SEC by UPI and played in the Hula Bowl last season.

Anthony Thomas Flack had an incredible high school career at Ben L. Smith in Greensboro, N.C. An All-America and Academic All-America selection, Flack caught 98 passes, intercepted 29 passes, averaged 21 yards per punt return and 34 yards per kickoff return. He majored in distributive education at Georgia.

Other Cowboys With Pro Experience

CHARLES BENNETT, a 6-4, 260-pound defensive end from Southwestern Louisiana, was drafted in the seventh round by Chicago in 1985 and released in preseason. Bennett led the Cajuns with 10 tackles for losses, led the defensive line with 51 tackles and was the team co-leader in sacks with six and interceptions with two, including one returned 64 yards for a TD against Alabama. A native of Alligator, MS (2/9/63) Bennett was the MVP in basketball, track and football at Coahoma County High School in Clarksdale, MS. Nicknamed "Gator" after his hometown, Charles majored in physical education at SW Louisiana.

NEAL DELLOCONO, the Cowboys 11th-round draft pick in 1985, rejoins the club after he was released last season. A 6-1, 219-pound linebacker from UCLA, Dellocono was placed on injured reserve on 8/20 with an ankle injury from the San Diego preseason game (8/17). He remained on IR until he was released later in the season. A three-year starter at outside linebacker for the Bruins, Neal led the team in sacks with nine earning him third-team All-America honors his senior year. The Baton Rouge, La. native (6/1/63) was an All-America at Catholic High School where he rushed for 215 yards and four TDs in one game. Dellocono also lettered in track, baseball and basketball in high school. He majored in kinesiology at UCLA.

CORNELL GOWDY, a 6-0, 192-pound cornerback from Morgan State, signed as a free agent with the Pittsburgh Steelers in '85 but was released in training camp. A defensive captain for the Golden Bears, Gowdy led the team in tackles his junior year. The Seat Pleasant, Md. native (10/2/63) attended Central High School. Gowdy majored in business administration at Morgan State.

TOMMY HAYNES, who played with Portland of the USFL in 1985, joined the Cowboys in the middle of training camp last year and was released after the second preseason game. The 6-0, 190-pound cornerback from USC started six games for Portland. A two-year starter at USC, Haynes earned honorable mention All-America and All-Pac 10 honors his senior year. He capped off his college career with a two-interception performance helping the Trojans to a 20-17 victory over Ohio State in the 1985 Rose Bowl. Haynes attended Mt. San Antonio College for two years before transferring to USC. A native of Covina, Calif. (2/6/63), Haynes played defensive back and wide receiver at Covina High School earning All-San Gabriel Valley honors. He also lettered in baseball and basketball.

BOB OTTO, the ninth-round draft choice of Seattle in 1985, joined the Cowboys in '86 after he was released on the final cut by the Seahawks last year. A four-year letterman and two-year starter at defensive end for Idaho State, the 6-6, 251-pound Otto was a second-team All-Big Sky pick as a senior. He entered Idaho State as a 200-

pound tight end. A native of Sacramento, Calif. (12/6/62) Otto attended Foothill High School.

JOEL PATTEN, who played two years in the NFL and three years in the USFL, joined the Cowboys for the 1986 season. Signed as a free agent tackle from Duke by Cleveland in 1980, Patten, 6-6 and 240, played in seven games for the Browns. After spending the entire '81 season on injured reserve with a knee injury, Patten was released in training camp before the 1982 season. He was signed by the Washington Federals of the USFL in 1983 and went to the Orlando Renegades in 1984 when the two teams merged. A three-year letterman at Duke, Patten co-captained the Blue Devils his senior year. A native of Augsburg, Germany (2/7/58) where his dad was an Army colonel, Patten was an all-district football and basketball player at Robinson High School in Fairfax, Va. He majored in history/education at Duke.

KURT PLOEGER, the Cowboys sixth-round draft pick in 1985, spent the season on injured reserve after suffering a thigh bruise in a training camp scrimmage. A two-time small college All-America, Ploeger led Gustavus Adolphus (St. Peter, Minn.) in tackles his senior year with 113. He also had 11 sacks and blocked four passes. A hurdler on the Gustavus Adolphus track team until he decided to concentrate on football, the 6-5, 259-pound Ploeger majored in business there. The LaSuer, Minn. native (5/14/62) attended LaSuer High School.

KELLY POTTER, a 5-11, 165-pound placekicker from Middle Tennessee State, signed as a free agent with Buffalo last year but was released during training camp. An All-America his senior year, Potter left Middle Tennessee holding every school kicking record. He finished his college career with 261 career points (52 of 78 FGs, 105 of 109 PATs). A three-time All-Ohio Valley Conference pick, Potter kicked a 57-yard field goal as a sophomore setting a NCAA division I-AA record, which has since been broken. A native of Franklin, Tenn. (5/22/62) Potter attended Father Ryan High School.

SCOTT STRASBURGER, the Cowboys' ninth round draft pick in 1985, was released on the final cut last year. The 6-1, 220-pound line-backer was a consensus All-Big Eight defensive end at Nebraska in 1984. He also was a two-time Academic All-America and won a National Football Hall of Fame scholarship for post-graduate studies in medicine. A native of Holdrege, Neb., Scott attended Holdrege High School. He turned down an academic scholarship to Dartmouth College in order to walk on at Nebraska.

CHRIS WALTMAN, who was signed as a free agent tight end from Oregon State in 1985, spent the entire season on injured reserve with a knee injury. Prior to last year's training camp, the 6-7, 255-pounder hadn't played football since his junior year in high school. A discus thrower in college, Waltman finished eighth in the NCAA Championships in 1984. The Elgin, Minn. native (11/25/61), attended Elgin High School.

1986 Rookies Alphabetical Roster

NAME	POS.	HGT.	WGT.	BIRTHDATE	COLLEGE	HOW NFL ACQ.	EXP.
Anderson, Dan	P	6-1	215	3/7/63	NW Missouri	FA	R
Austin, Darrell	DB	5-9	174	5/11/63	Texas A&M	FA	R
Ballage, Pat	DB	6-1	192	4/8/64	Notre Dame	FA	R
Beckett, Justin	OL	6-2	284	4/5/63	Duke	FA	R
Bennett, Charles	DE	6-5	260	2/9/63	SW Louisiana	FA	1
Bullington, Lee	DL	6-5	264	5/28/64	Kent State	FA	R
Carter, David	DB	6-2	187	12/3/62	California	FA	R
Chandler, Thornton	TE	6-5	238	11/27/63	Alabama	D6a	R
Chester, Bryan	G	6-4	260	2/2/63	Texas	D10	R
Clack, Darryl	RB	5-10	207	10/29/63	Arizona State	D2	R
Clemons, Topper	RB	5-11	205	9/16/63	Wake Forest	D8	R
Collier, Reggie	QB	6-3	207	5/14/61	So. Mississippi	D-6 ('83)	1
Dellocono, Neal	LB	6-1	219	6/1/63	UCLA	FA	1
Dollinger, Tony	RB	5-10	188	10/18/62	Evangel	FA	R
Duliban, Chris	LB	6-2	216	1/9/63	Texas	D12a	R
Dycus, Lanny	QB	6-2	204	11/29/62	Sam Houston State	FA	R
Flack, Tony	DB	6-1	184	8/31/64	Georgia	D12b	R
Foggie, Gerald	RB	6-0	226	1/28/64	South Carolina State	FA	R
Gelbaugh, Stan	QB	6-3	207	12/4/62	Maryland	D6b	R
Gooden, Anthony	RB	6-2	202	9/27/63	Nevada-Reno	FA	R
Gowdy, Cornell	CB	6-0	192	10/2/63	Morgan State	FA	1
Gray, Tom	WR	6-0	178	12/23/63	West Virginia	FA	R
Hall, Calvin	DB	5-10	184	8/26/63	Boston University	FA	R
Haynes, Tommy	S	6-0	190	2/6/63	Southern California	FA	1
Heller, Ron	TE	6-3	234	9/18/63	Oregon State	FA	R
Hendrix, Manuel	DB	5-10	170	10/20/64	Utah	FA	R
Holland, Rodney	DB	5-10	184	12/29/62	Montana State	FA	R
Holloway, Johnny	CB	5-11	181	11/8/63	Kansas	D7	R
Ionata, John	G	6-2	280	12/26/63	Florida State	D9	R
Jax, Garth	LB	6-2	225	9/16/63	Florida State	D11	R
Jones, Jeff	WR	6-0	181	12/26/62	Clemson	FA	R
McDuffie, George	DL	6-5	258	1/20/63	Findlay	FA	R
Mikels, Jerry	LB	6-3	215	5/23/63	Oregon	FA	R
Miller, Carl	RB	5-10	203	11/18/63	Arkansas	FA	R
Mimbs, Robert	RB	5-11	203	8/6/64	Kansas	FA	R
Otto, Bob	DE	6-6	251	12/16/62	Idaho State	FA	1
Perkins, Claude	WR	5-11	179	5/28/62	Tarkio	FA	R
Ploeger, Kurt	DE	6-5	259	12/1/62	Gustavus Adolphus	D6a ('85)	1
Potter, Kelly	K	5-11	165	5/22/62	Middle Tennessee State	FA	1
Purcell, Greg	DB	6-0	188	3/1/64	Houston	FA	R
Rea, Greg	OL	6-4	231	11/14/63	Nevada-Reno	FA	R
Roberts, Harry	LB	6-1	211	1/2/65	Oklahoma State	FA	R
Roby, Wayne	WR	6-2	190	1/10/62	Wisconsin	FA	R
Royals, Mark	P	6-5	216	6/22/63	Appalachian State	FA	R
Savard, Steve	LB	6-1	222	11/23/63	NW Missouri State	FA	R
Scannell, Tim	OL	6-4	274	8/10/64	Notre Dame	FA	R
Shanklin, Chuck	OL	6-6	270	3/16/63	Oklahoma State	FA	R
Shepherd, Willie	DL	6-2	226	2/27/64	SE Louisiana	FA	R
Sherrard, Mike	WR	6-2	185	C/21/63	UCLA	D1	R
Sims, Ken	DL	6-3	274	1/18/62	Georgia	FA	R
Smith, Ken	DL	6-3	250	3/28/61	Brigham Young	FA	R
Spangler, Rich	K	6-0	205	10/29/63	Ohio State	FA	R
Strasburger, Scott	LB	6-1	220	2/14/63	Nebraska	FA	1
Swan, Russ	LB	6-4	223	3/30/63	Virginia	FA	R
Traut, John	K	6-2	198	6/28/63	Washington State	FA	R
Turner, Mike	DB	6-2	200	8/24/64	Northeast Louisiana	FA	R
Walen, Mark	DT	6-5	265	3/10/63	UCLA	D3	R
Walls, Henry	LB	6-2	222	2/13/64	Clemson	FA	R
Waltman, Chris	TE	6-7	255	11/25/61	Oregon State	FA ('85)	1
Weigel, Lee	RB	5-11	208	11/15/63	Wisconsin-Eau Claire	FA	R
Williams, Keith	LB	6-3	234	4/30/64	Clemson	FA	R
Wolf, Scott	QB	6-1	189	12/26/61	Mount Union	FA	R
Wright, Doug	OL	6-5	277	8/25/63	Oregon State	FA	R
Yancey, Lloyd	G	6-4	275	12/8/62	Temple	D6c	R
Zendejas, Max	K	5-11	184	9/2/63	Arizona	D4	R

Cowboys 1986 Veterans Roster

NO.	NAME	POS.	HT.	WT.	BIRTHDATE	COLLEGE	NFL EXP.
36	Albritton, Vince	S	6-2	213	7/23/62	Washington	3
76	Aughtman, Dowe	G	6-2	259	1/28/61	Auburn	2
62	Baldinger, Brian	G	6-4	261	1/ 7/59	Duke	4
87	Banks, Gordon	WR	5-10	173	3/12/58	Stanford	4
40	Bates, Bill	S	6-1	199	6/ 6/61	Tennessee	4
99	Brooks, Kevin	DT	6-6	270	2/ 9/63	Michigan	2
47	Clinkscale, Dextor	S	5-11	195	4/13/58	South Carolina St.	6
61	Cooper, Jim	T	6-5	274	9/28/55	Temple	10
85	Cornwell, Fred	TE	6-6	233	8/ 7/61	Southern California	3
84	Cosbie, Doug	TE	6-6	245	3/27/56	Santa Clara	3
55	DeOssie, Steve	LB	6-2	245	11/22/62	Boston College	8
33	Dorsett, Tony	RB	5-11	185	4/ 7/54	Pittsburgh	10
26	Downs, Michael	S	6-3	204	6/ 9/59	Rice	6
86	Duckett, Kenny	WR	5-11	183	10/1/59	Wake Forest	5
78	Dutton, John	DT	6-7	268	2/ 6/51	Nebraska	13
27	Fellows, Ron	CB	6-0	180	11/7/58	Missouri	6
46	Fowler, Todd	RB	6-3	218	6/ 9/62	Stephen F. Austin	2
83	Gonzalez, Leon	WR	5-10	162	9/21/63	Bethune-Cookman	2
28	Granger, Norm	RB	5-10	220	9/14/61	Iowa	2
58	Hegman, Mike	LB	6-1	228	1/17/53	Tennessee State	11
80	Hill, Tony	WR	6-2	202	6/23/56	Stanford	7
77	Jeffcoat, Jim	DE	6-5	263	4/ 1/61	Arizona State	4
72	Jones, Ed	DE	6-9	287	2/23/51	Tennessee State	12
68	Ker, Crawford	G	6-3	293	5/ 5/62	Florida	2
29	Lavette, Robert	RB	5-11	199	9/ 8/63	Georgia Tech	2
56	Lockhart, Eugene	LB	6-2	234	3/ 8/61	Houston	3
90	Miller, Junior	TE	6-4	240	11/26/57	Nebraska	6
30	Newsome, Timmy	RB	6-1	237	5/17/58	Winston-Salem State	7
79	Patten, Joel	G/T	6-6	240	2/ 7/58	Duke	2
16	Pelluer, Steve	QB	6-4	208	7/29/62	Washington	3
59	Penn, Jesse	LB	6-3	217	9/ 6/62	Virginia Tech	2
65	Petersen, Kurt	G	6-4	278	6/17/57	Missouri	7
81	Powe, Karl	WR	6-2	175	1/17/62	Alabama State	2
75	Pozderac, Phil	T	6-9	282	12/19/59	Notre Dame	5
64	Rafferty, Tom	C	6-3	264	8/ 2/54	Penn State	11
82	Renfro, Mike	WR	6-0	189	6/19/55	TCU	9
70	Richards, Howard	T	6-6	262	8/ 7/59	Missouri	6
50	Rohrer, Jeff	LB	6-2	230	12/25/58	Yale	5
89	Salonen, Brian	LB	6-3	226	7/29/61	Montana	3
4	Saxon, Mike	P	6-3	187	7/10/62	San Diego State	2
66	Schultz, Chris	T	6-8	288	2/16/60	Arizona	3
22	Scott, Victor	CB/S	6-0	196	6/ 1/62	Colorado	3
1	Septien, Rafael	K	5-10	179	12/12/53	SW Louisiana	10
60	Smerek, Don	DT	6-7	265	12/10/57	Nevada-Reno	6
67	Thompson, Broderick	G	6-5	280	8/14/60	Kansas	2
32	Thurman, Dennis	S	5-11	179	4/13/56	Southern California	9
63	Titensor, Glen	G	6-4	261	2/21/58	Brigham Young	6
71	Tuinei, Mark	C	6-5	270	3/31/60	Hawaii	4
24	Walls, Everson	CB	6-1	194	12/28/59	Grambling	6
11	White, Danny	QB	6-3	196	2/ 9/52	Arizona State	11
54	White, Randy	DT	6-4	272	1/15/53	Maryland	12

Cowboys All-Time Roster

ASSISTANT COACHES

Allen, Ermal, 1962-83
 Armstrong, Neill, 1982-85
 Berry, Raymond, 1968
 Dahms, Tom, 1960-1962
 Dimancheff, Babe, 1960-62
 Ditka, Mike, 1973-81
 Ecklund, Brad, 1960-63
 Franklin, Bobby, 1968-72
 Gillman, Sid, 1972
 Hickey, Red, 1964
 Hughes, Ed, 1973-76
 Lavan, Al, 1980-85
 Lowry, Alan, 1982-85
 Mackovic, John, 1981-82
 Myers, Jim, 1962-85
 Nolan, Dick, 1962-67, 1982-85
 Reeves, Dan, 1970-80
 Renfro, Ray, 1968-72
 Roy, Alvin, 1973-75
 Shofner, Jim, 1983-85
 Stallings, Gene, 1972-85
 Stautner, Ernie, 1966-85
 Tubbs, Jerry, 1966-85
 Ward, Bob, 1972-85

PLAYERS

No.	Name	Position	Year(s)
26	Adderley, Herb	CB, Mich. St.	1970-72
23	Adkins, Margene	WR, Henderson, J.C.	1970-71
36	Albritton, Vince	S/LB, Washington	1984-85
31	Allen, Gary	RB, Hawaii	1983-84
19	Alworth, Lance	WR, Arkansas	1971-72
66	Andrie, George	DE, Marquette	1962-72
64	Arneson, Jim	C/G, Arizona	1973-74
78	Asher, Bob	T, Vanderbilt	1970
76	Aughtman, Dowe	OL, Auburn	1984
33	Babb, Gene	LB/RB, Austin College	1960-61
53	Babinecz, John	LB, Villanova	1972-73
38	Baker, Sam	P/K, Oregon State	1962-63
62	Baldinger, Brian	C/G, Duke	1982-84
87	Banks, Gordon	WR, Stanford	1985
31	Barnes, Benny	CB, Stanford	1972-82
80	Barnes, Gary	WR, Clemson	1963
56	Barnes, Rodrigo	LB, Rice	1973-74
81	Bateman, Marv	P, Utah	1972-74
40	Bates, Bill	S, Tennessee	1983-85
46	Baynham, Craig	RB, Georgia Tech	1967-69
11	Beiden, Bob	QB, Notre Dame	1969-70
20	Bercich, Bob	S, Michigan State	1960-61
76	Bethea, Larry	DE, Michigan St.	1978-83
36	Bielski, Dick	TE, Maryland	1960-61
44	Bishop, Don	CB, CCLA	1960-65
24	Blackwell, Alois	RB, Houston	1978-79
68	Boeke, Jim	T, Heidelberg	1964-67
87	Borden, Nate	DE, Indiana	1960-61
51	Braatz, Tom	LB, Marquette	1960
77	Bradute, Byron	T, So. Miss.	1960-61
53	Breunig, Bob	LB, Arizona State	1975-84
36	Brinson, Larry	RB, Florida	1977-79
77	Brock, Clyde	DT, Utah State	1962-63
99	Brooks, Kevin	DT, Michigan	1985
59	Brown, Guy	LB, Houston	1977-82
31	Brown, Otto	CB/S, Prairie View	1969
22	Burlocks, Amos	RB, So. Ill.	1962-64
60	Burkett, Jackie	LB, Auburn	1968-69
22	Butler, Bill	S, Chattanooga	1960
60	Caffey, Lee Roy	LB, Texas A&M	1971
52	Cannon, Billy	LB, Texas A&M	1984
59	Capone, Warren	LB, Louisiana State	1975
18	Carano, Glenn	QB, Nevada-Las Vegas	1977-83
17	Carmichael, Harold	WR, Southern	1984
10	Carrell, Duane	P, Florida State	1974
83/17	Clark, Mike	K, Texas A&M	1968-71, 1973
73	Clark, Monte	T, Southern California	1962
37	Clark, Phil	CB/S, Northwestern	1967-69
82	Clarke, Frank	TE/WR, Colorado	1960-67
47	Clinkscale, Dextor	S, South Carolina St.	1980, 1982-85
63	Cole, Larry	DE/DT, Hawaii	1968-80
86	Coleman, Ralph	LB, N.Car., A&T	1972
77	Colvin, Jim	DT, Houston	1964-66
31	Cone, Fred	K, Clemson	1960
54/53	Connelly, Mike	C, Utah State	1960-67
40	Conrad, Bobby Joe	WR, Texas A&M	1969
61	Cooper, Jim	C/G/T, Temple	1977-85
85	Cornwell, Fred	TE, Southern Cal	1984-85
84	Cosbie, Doug	TE, Santa Clara	1979-85
85	Cronin, Gene	LB, Pacific	1960
62	Cvercko, Andy	G, Northwestern	1961-62
47/21	Daniels, Dick	S, Pacific (Ore.)	1966-68
89	Davis, Donnie	WR, Southern	1962
57	Davis, Kyle	C, Oklahoma	1975
88	Davis, Sonny	LB, Baylor	1961
55	DeOssie, Steve	LB, Boston College	1984-85
21	Dennison, Doug	RB, Kutztown State	1974-78
83	Deters, Harold	K, North Carolina St.	1967
26	Dial, Buddy	WR, Rice	1964-66
51	Dickerson, Anthony	LB, SMU	1980-84
71	Dickson, Paul	T, Baylor	1960
76	Diehl, John	DT, Virginia	1965
89	Ditka, Mike	TE, Pittsburgh	1969-72
34	Doelling, Fred	S, Pennsylvania	1960
83	Donley, Doug	WR, Ohio State	1981-84
62	Donohue, Leon	G, San Jose State	1965-67
67	Donovan, Pat	T, Stanford	1975-83
83	Doran, Jim	WR, Iowa State	1960-61
33	Dorsett, Tony	RB, Pittsburgh	1977-85
34	Douglas, Merrill	RB, Utah	1961
30	Dowdle, Mike	RB/LB, Texas	1960-62
26	Downs, Michael	S, Rice	1981-85
86	Duckett, Kenny	WR, Wake Forest	1985
89	Dugan, Fred	WR, Dayton	1960
37	Dunn, Perry Lee	RB, Mississippi	1964-65
45	Dupre, L.G.	RB, Taylor	1960-61
89	DuPree, Billy Joe	TE, Michigan St.	1973-83
78	Dutton, John	DE, Nebraska	1979-85
42	Easmon, Ricky	DB, Florida	1985
79/77	East, Ron	DT, Montana State	1967-70
52	Edwards, Dave	LB, Auburn	1963-75
52	Eidson, Jim	G/C, Miss. State	1976
63	Falls, Mike	G, Minnesota	1960-61
27	Fellows, Ron	CB, Missouri	1981-85
73	Fisher, Ray	T, Eastern Illinois	1960
62	Fitzgerald, John	G/C, Bost. Coll.	1971-80
45	Flowers, Richmond	S, Tennessee	1969-71
80/83	Folkins, Lee	TE, Washington	1962-64
46	Fowler, Todd	FB, Stephen F. Austin	1985
32	Franckhauser, Tom	CB, Purdue	1960-61
76	Frank, Bill	T, Colorado	1964
71	Frederick, Andy	T, New Mexico	1977-81
15	Fritsch, Toni	K, Vienna, Austria	1971-73, 1975
79	Frost, Ken	DT, Tennessee	1961-62
75	Fry, Bob	T, Kentucky	1960-64
84	Fugett, Jean	TE, Amherst	1972-75
27	Gaechter, Mike	S, Oregon	1962-69
32	Garrison, Walt	RB, Okla. St.	1966-74

- 35 Gent, Pete, WR/TE, Mich. St., 1964-68
 11 Gibbs, Sonny, QB, Texas Christian, 1963
 76 Gonzaga, John, DE, no college, 1960
 83 Gonzalez, Leon, WR, Bethune-Cookman, 1985
 21 Granger, Charlie, T, Southern, 1961
 28 Granger, Norm, RB, Iowa, 1984
 61 Green, Allen, P/K, Mississippi, 1961
 34 Green, Cornell, CB/S, Utah State, 1962-74
 79 Gregg, Forrest, G/T, SMU, 1971
 77 Gregory, Bill, DT/DE, Wisconsin, 1971-77
 21 Gregory, Glynn, WR/CB/S, SMU, 1961-62
 64 Grottkau, Bob, G, Oregon, 1961
 60 Guy, Buzz, G, Duke, 1960
 64 Hagen, Halvor, C/G, Weber State, 1969-70
 52 Hansen, Wayne, LB, Texas Western, 1960
 43 Harris, Cliff, S, Ouachita, 1970-79
 86 Harris, Duriel, WR, New Mexico State, 1984
 40 Harris, Jim, S, Oklahoma, 1961
 22 Hayes, Bob, WR, Florida A&M, 1965-74
 33 Hayes, Wendell, RB, Humboldt State, 1963
 56 Hays, Harold, LB, So. Miss., 1963-67
 62/78 Healy, Don, DT, Maryland, 1960-61
 58 Hegman, Mike, LB, Tennessee State, 1976-85
 11 Heinrich, Don, QB, Washington, 1960
 56 Henderson, Thomas, LB, Langston, 1975-79
 72 Herchman, Bill, DT, Texas Tech, 1960-61
 1 Herrera, Efrén, K, UCLA, 1974, 1976-77
 35 Hill, Calvin, RB, Yale, 1969-74
 25 Hill, Rod, CB, Kentucky State, 1982-83
 80 Hill, Tony, WR, Stanford, 1977-85
 14 Hogeboom, Gary, QB, Central Michigan, 1980-85
 24 Homan, Dennis, WR, Alabama, 1968-70
 9 Hoopes, Mitch, P, Arizona, 1975
 67 Houser, John, C/G, Redlands, 1960-61
 86 Houston, Bill, WR, Jackson State, 1974
 21 Howard, Carl, CB, Rutgers, 1984
 81 Howard, Percy, WR, Austin Peay, 1975
 87 Howard, Ron, TE, Seattle, 1974-75
 54 Howley, Chuck, LB, West Virginia, 1961-73
 81 Howton, Bill, WR, Rice, 1960-63
 51 Hoyem, Lynn, C/G, Long Beach, 1962-63
 42 Hughes, Randy, S, Oklahoma, 1975-80
 11 Humphrey, Buddy, QB, Baylor, 1961
 79 Hunt, John, G/T, Florida, 1984
 34 Hunter, Monty, S, Salem, 1982
 40 Hurt, Eric, CB, San Jose St., 1980
 66 Husmann, Ed, DT, Nebraska, 1960
 59 Hutcherson, Ken, LB, Livingston State, 1974
 57/55 Huther, Bruce, LB, New Hampshire, 1977-80, 1983
 60 Isbell, Joe Bob, G, Houston, 1962-65
 77 Jeffcoat, Jim, DE, Arizona State, 1983-85
 33 Jensen, Jim, RB, Iowa, 1976
 86 Johnson, Butch, WR, Cal.-Riverside, 1976-83
 23 Johnson, Mike, CB, Kansas, 1966-69
 64 Johnson, Mitch, G, UCLA, 1965
 72 Jones, Ed, DE, Tennessee State, 1974-78, 1980-85
 23 Jones, James, RB, Miss. State, 1980-82, 1984-85
 55 Jordan, Lee Roy, LB, Alabama, 1963-76
 57 Keller, Mike, LB, Michigan, 1972
 68 Ker, Crawford, G, Florida, 1985
 60 Killian, Gene, G, Tennessee, 1974
 60 Kiner, Steve, LB, Tennessee, 1970
 57 King, Angelo, LB, South Carolina St., 1981-83
 73 Kitson, Syd, G, Wake Forest, 1984
 79 Klein, Dick, T, Iowa, 1960
 35 Kowalczyk, Walt, RB, Michigan State, 1960
 67 Kupp, Jake, G, Washington, 1964-65
 25 Kyle, Aaron, CB, Wyoming, 1976-79
 35 Laidlaw, Scott, RB, Stanford, 1975-79
 29 Lavette, Robert, RB, Georgia Tech, 1985
 66 Lawless, Burton, G, Florida, 1975-79
 14 LeBaron, Eddie, QB, Pacific, 1960-63
 50 Lewis, D. D., LB, Miss. State, 1968-81
 23 Lewis, Woodley, WR, Oregon, 1960
 74 Lilly, Bob, DE/DT, Texas Christian, 1961-74
 72/64 Liscio, Tony, T, Tulsa, 1963-64, 1966-71
 41 Livingston, Warren, CB, Arizona, 1961-66
 35 Lockett, J. W., RB, Central Okla., 1961-62
 56 Lockhart, Eugene, LB, Houston, 1984-85
 25 Logan, Obert, S, Trinity (Tex.), 1965-66
 56 Long, Bob, LB, UCLA, 1962
 19 Longley, Clint, QB, Abilene Christian, 1974-75
 18 Lothridge, Billy, P/QB, Georgia Tech, 1964
 51 Manders, Dave, C, Mich. State, 1964-66, 1968-74
 22 Manning, Wade, CB, Ohio State, 1979
 31 Marsh, Amos, RB, Oregon State, 1961-64
 79 Martin, Harvey, DE, East Texas St., 1973-83
 25 Mathews, Ray, WR, Clemson, 1960
 70 McCreary, Bob, T, Wake Forest, 1961
 80 McDaniels, David, WR, Miss. Val., 1968
 25 McDonald, Tommy, WR, Oklahoma, 1964
 42 McIlhenny, Don, RB, SMU, 1960-61
 52 McLean, Scott, LB, Florida State, 1983
 35 McSwain, Chuck, RB, Clemson, 1983-84
 70 Memmelaar, Dale, G, Wyoming, 1962-63
 17 Meredith, Don, QB, SMU, 1960-68
 78 Meyers, John, DT, Washington, 1962-63
 3 Miller, Jim, P, Mississippi, 1983-84
 34 Mitchell, Aaron, CB, Nevada-Las Vegas, 1979-80
 47 Moegle, Dick, S, Rice, 1961
 23 Montgomery, Mike, RB/WR, Kans. St., 1972-73
 24 Mooty, Jim, CB, Arkansas, 1960
 37 Morgan, Dennis, RB, Western Illinois, 1974
 14 Morton, Craig, QB, California, 1965-74
 80 Murchison, Ola Lee, WR, Pacific, 1961
 73 Neely, Ralph, G/T, Oklahoma, 1965-77
 44 Newhouse, Robert, RB, Houston, 1972-83
 30 Newsome, Timmy, RB, Winston-Salem, 1980-85
 76 Niland, John, G, Iowa, 1966-74
 25 Nolan, Dick, S, Maryland, 1962
 84 Norman, Pettis, TE, J. C. Smith, 1962-70
 25 Norton, Jerry, S, SMU, 1962
 76 Nutting, Ed, T, Georgia Tech, 1963
 61 Nye, Blaine, G, Stanford, 1968-76
 20 Overton, Jerry, S, Utah, 1963
 21 Parks, Billy, WR, Long Beach State, 1972
 56 Patera, Jack, LB, Oregon, 1960-61
 88 Pearson, Drew, WR, Tulsa, 1973-83
 26 Pearson, Preston, RB, Illinois, 1975-80
 16 Pelluer, Steve, QB, Washington, 1984-85
 59 Penn, Jesse, LB, Virginia Tech, 1985
 22 Peoples, George, RB, Auburn, 1982
 33 Percival, Mac, K, Texas Tech, 1967
 43 Perkins, Don, RB, New Mexico, 1961-68
 65 Petersen, Kurt, G, Missouri, 1980-85
 58 Peterson, Calvin, LB, UCLA, 1974-75
 81 Phillips, Kirk, WR, Tulsa, 1984
 33 Pinder, Cyril, RB, Illinois, 1973
 62 Poimboeuf, Lance, K, SW La., 1963
 97 Ponder, David, DT, Florida State, 1985
 86 Porterfield, Garry, DE, Tulsa, 1985
 81 Powe, Karl, WR, Alabama State, 1985
 75 Pozderac, Phil, T, Notre Dame, 1982-85
 75 Pugh, Jethro, DT, Eliz. City St., 1965-78
 61 Putnam, Duane, G, Pacific, 1960
 64 Rafferty, Tom, G/C, Penn State, 1976-85
 60 Randall, Tom, G, Iowa State, 1978
 88 Randle, Sonny, WR, Virginia, 1968
 82 Reece, Beasley, CB/WR, N. Texas St., 1976
 68 Reese, Guy, DT, SMU, 1962-63
 30 Reeves, Dan, QB/RB, S. Car., 1965-72

- 20 Renfro, Mel, CB/RB/S, Oregon, 1964-77
 82 Renfro, Mike, WR, TCU, 1984-85
 19 Rentzel, Lance, WR, Oklahoma, 1967-70
 13 Rhome, Jerry, QB, Tulsa, 1965-68
 83 Richards, Golden, WR, Hawaii, 1973-78
 70 Richards, Howard, G/T, Missouri, 1981-85
 31 Richardson, Gloster, WR, Jack. St., 1971
 88 Ridgway, Colin, P/K, Lamar Tech, 1965
 42 Ridlon, Jim, S, Syracuse, 1963-64
 12 Roach, John, QB, SMU, 1964
 45 Robinson, Larry, RB, Tennessee, 1973
 56 Roe, Bill, LB, Colorado, 1980
 50 Rohrer, Jeff, LB, Yale, 1982-85
 88 Rucker, Reggie, WR, Boston U., 1970-71
 87 Saldi, Jay, TE, South Carolina, 1976-82
 89 Salonen, Brian, TE/LB, Montana, 1984-85
 70 Sandeman, Bill, DT, Pacific, 1966
 4 Saxon, Mike, P, San Diego State, 1985
 78 Schaum, Greg, DE, Michigan State, 1976
 65 Schoenke, Ray, T, SMU, 1963-64
 66 Schultz, Chris, T, Arizona, 1983, 1985
 68 Scott, Herbert, G, Virginia Union, 1975-84
 22 Scott, Victor, S/CB, Colorado, 1984-85
 88 Sellers, Ron, WR, Florida State, 1972
 1 Septien, Rafael, K, SW Louisiana, 1978-85
 52 Shaw, Robert, C, Tennessee, 1979-81
 86 Sherer, Dave, P, SMU, 1960
 46/25 Shy, Les, RB, Long Beach State, 1966-69
 82 Simmons, Cleo, TE, Jackson State, 1983
 53 Simmons, Dave, LB, Georgia Tech, 1968
 60 Smerek, Don, DE/DT, Nevada-Reno, 1981-85
 24 Smith, J.D., RB, N. Car. A&T, 1965-66
 81 Smith, Jackie, TE, NW Louisiana, 1978
 64 Smith, Jim Ray, G/T, Baylor, 1963-64
 85 Smith, Tody, DE/DT, USC, 1971-72
 86 Smith, Waddell, WR, Kansas, 1984
 46 Solomon, Roland, S, Utah, 1980
 55 Spradlin, Danny, LB, Tennessee, 1981-82
 20 Springs, Ron, RB, Ohio State, 1979-83
 65 Stalls, Dave, DE, No. Colorado, 1977-79
 12 Staubach, Roger, QB, Navy, 1969-79
 81/82 Steele, Robert, WR, N. Alabama, 1978
 79/77 Stephens, Larry, DE, Texas, 1963-67
 40 Stiger, Jim, RB, Washington, 1963-65
 56 Stincic, Tom, LB, Michigan, 1969-71
 31 Stokes, Sim, WR, Northern Arizona, 1967
 82 Stowe, Otto, WR, Iowa State, 1973
 40 Strayhorn, Les, RB, E. Carolina, 1973-74
 87 Stynchula, Andy, DE, Penn State, 1968
 71/72 Talbert, Don, DE/T, Texas, 1962, 1965, 1971
 27 Thomas, Bill, RB, Boston College, 1972
 33 Thomas, Duane, RB, W. Texas St., 1970-71
 37 Thomas, Ike, CB, Bishop, 1971
 67 Thompson, Broderick, G, Kansas, 1985
 77 Thornton, Bruce, DE/DT, Illinois, 1979-81
 32 Thurman, Dennis, S/CB, USC, 1978-85
 63 Titensor, Glen, G, Brigham Young, 1981-85
 67 Toomay, Pat, DE, Vanderbilt, 1970-74
 71 Townes, Willie, DE, Tulsa, 1966-68
 87 Truax, Billy, TE, Louisiana State, 1971-73
 50 Tubbs, Jerry, LB, Oklahoma, 1960-67
 71 Tuinei, Mark, DT/C, Hawaii, 1983-85
 57 Turner, Jimmie, LB, Presbyterian, 1984
 30 Van Raaphorst, Dick, K, Ohio State, 1964
 11 Villanueva, Danny, P/K, New Mex. St., 1965-67
 57 Walker, Louie, LB, Colorado State, 1974
 57 Walker, Malcolm, C, Rice, 1966-69
 71 Wallace, Rodney, G/T, New Mex., 1971-73
 24 Walls, Everson, CB, Grambling, 1981-85
 59 Walter, Mike, LB, Oregon, 1983
 78 Walton, Bruce, G, UCLA, 1973-75
 5 Warren, John, P, Tennessee, 1983-84
 46 Washington, Mark, CB, Morgan St., 1970-78
 41 Waters, Charlie, S/CB, Clemson, 1970-78, 1980-81
 33 Wayt, Russell, LB, Rice, 1965
 42 Welch, Claxton, RB, Oregon, 1969-71
 66 Wells, Norm, G, Northwestern, 1980
 11 White, Danny, QB/P, Arizona State, 1976-85
 54 White, Randy, LB/DT, Maryland, 1975-85
 42 Whitfield, A.D., RB, N. Texas St., 1965
 53 Whittingham, Fred, LB, Cal. Poly, 1969
 12/10 Widdy, Ron, P, Tennessee, 1968-71
 65 Wilbur, John, T, Stanford, 1966-69
 36 Williams, Joe, RB, Wyoming, 1971
 38 Williams, John, FB, Wisconsin, 1985
 81/45 Wilson, Steve, WR/CB, Howard, 1979-81
 84 Wisener, Gary, WR, Baylor, 1960
 45 Woolsey, Rolly, CB/S, Boise State, 1975
 15 Wright, Brad, QB, New Mexico, 1982
 85/70 Wright, Rayfield, TE/T, Ft. Valley St., 1967-79
 73 Wright, Steve, T, Northern Iowa, 1981-82
 78 Youmans, Maury, DE, Syracuse, 1964-65
 30 Young, Charles, RB, N.C. State, 1974-76

Cowboys All-Time College Roster

Abilene Christian 1; Alabama 2; Alabama State 1; Amherst 1; Arizona 4; Arizona State 3; Arkansas 2; Auburn 4; Austin College 1; Austin Peay 1; Baylor 6; Bethune-Cookman 1; Bishop 1; Boise State 1; Boston College 3; Boston U. 1; Brigham Young 1; California 1; California Poly 1; Cal-Riverside 1; Central Michigan 1; Central Okla. State 1; Chattanooga 1; City College of Los Angeles 1; Clemson 5; Colorado 4; Colorado State 1; Dayton 1; Duke 2; East Carolina 1; East Texas State 3; Florida 3; Florida State 2; Fort Valley State 1.

Georgia Tech 5; Grambling 1; Hawaii 4; Heidelberg 1; Henderson J.C. 1; Houston 6; Howard 1; Humboldt State 1; Illinois 3; Indiana 1; Iowa 4; Iowa State 3; Jackson State 3; Johnson C. Smith 1; Kansas 3; Kansas State 1; Kentucky 1; Kentucky State 2; Kutztown State 1; Lamar Tech 1; Langston, Okla. 1; Livingston State 1; Long Beach State 3; Louisiana State 2; Marquette 2; Maryland 4; Michigan 3; Michigan State 8; Minnesota 1; Mississippi 3; Mississippi State 3; Mississippi Valley 1; Missouri 3; Montana 1; Montana State 1; Morgan State 1; Naval Academy 1; Nebraska 2; Nevada-Las Vegas 2; Nevada-Reno 1; New Hampshire 1; New Mexico 4; New Mexico State 2.

North Alabama 1; North Carolina A&T 2; North Carolina State 2; North Texas State 2; Northern Arizona 1; Northern Colorado 1; Northern Iowa 1; Northwest Louisiana 1; Northwestern 3; Notre Dame 2; Ohio State 4; Oklahoma 7; Oklahoma State 1; Oregon 7; Oregon State 2; Ouachita Baptist 1; Pacific, Calif. 5; Pacific, Ore. 1; Pennsylvania 1; Penn State 2; Pittsburgh 2; Prairie View 1; Presbyterian 1; Purdue 1; Redlands 1; Rice 7; Rutgers 1; Salem 1; San Diego State 1; San Jose State 2; Santa Clara 1; Seattle 1; South Carolina 2; South Carolina St. 2; Southern California 4; Southern Illinois 1; Southern Methodist 10; Southern Mississippi 2; Southern U. 3.

Southwestern Louisiana 2; Stanford 7; Stephen F. Austin 1; Syracuse 2; Temple 1; Tennessee 10; Tennessee State 2; Texas 3; Texas A&M 4; Texas Christian 3; Texas-El Paso 1; Texas Tech 2; Trinity, Tex. 1; Tulsa 6; UCLA 5; Utah 4; Utah State 3; Vanderbilt 2; Villanova 1; Virginia 2; Virginia Tech 1; Virginia Union 1; Wake Forest 3; Washington 7; Weber State 1; West Texas State 1; West Virginia 1; Western Illinois 1; Winston-Salem 1; Wisconsin 2; Wyoming 3; Yale 2.

Cowboys Honors

PRO BOWL

- 1960 — Jim Doran, WR (1st appearance).
1961 — Dick Bielski, TE (1); Don Perkins, RB (1).
1962 — Don Bishop, CB (1); Eddie LeBaron, QB (1); Bob Lilly, DE (1); Don Perkins, RB (2); Jerry Tubbs, LB (1).
1963 — Sam Baker, K (1); Lee Folkins, TE (1); Don Perkins, RB (3).
1964 — Bob Lilly, DT (2); Mel Renfro, S (1).
1965 — Cornell Green, CB (1); Mel Renfro, S (2); Chuck Howley, LB (1); George Andrie, DE (1); Bob Lilly, DT (3); Bob Hayes, WR (1).
1966 — George Andrie, DE (2); Cornell Green, CB (2); Bob Hayes, WR (2); Chuck Howley, LB (2); Bob Lilly, DT (4); Dave Manders, C (1); Don Meredith, QB (1); Don Perkins, RB (4); Mel Renfro, S (3).
1967 — George Andrie, DE (3); Cornell Green, CB (3); Bob Hayes, WR (3); Chuck Howley, LB (3); Lee Roy Jordan, LB (1); Bob Lilly, DT (5); Ralph Neely, T (1); Don Perkins, RB (5); Mel Renfro, S (4).
1968 — George Andrie, DE (4); Chuck Howley, LB (4); Lee Roy Jordan, LB (2); Bob Lilly, DT (6); Don Meredith, QB (2); John Niland, G (1); Don Perkins, RB (6); Mel Renfro, S (5).
1969 — George Andrie, DE (5); Calvin Hill, RB (1); Chuck Howley, LB (5); Lee Roy Jordan, LB (3); Bob Lilly, DT (7); Ralph Neely, T (2); John Niland, G (2); Mel Renfro, S (6).
1970 — Bob Lilly, DT (8); John Niland, G (3); Mel Renfro, CB (7).
1971 — Bob Lilly, DT (9); John Niland, G (4); Mel Renfro, CB (8); Cornell Green, S (4); Rayfield Wright, T (1); Roger Staubach, QB (1); Ron Widby, P (1); Chuck Howley, LB (6); Duane Thomas (1, injured).
1972 — Bob Lilly, DT (10, injured); Mel Renfro, CB (9); Cornell Green, S (5); John Niland, G (5); Calvin Hill, RB (2); Rayfield Wright, T (2); Walt Garrison (1).
1973 — Mel Renfro, CB (10); John Niland, G (6); Rayfield Wright, T (3); Bob Lilly, DT (11, injured); Lee Roy Jordan, LB (4, injured); Calvin Hill, RB (3, injured).
1974 — Lee Roy Jordan, LB (5); Rayfield Wright, T (4); Calvin Hill, RB (4); Cliff Harris, S (1); Blaine Nye, G (1); Drew Pearson, WR (1).
1975 — Cliff Harris, S (2); Rayfield Wright, T (5).
1976 — Billy Joe DuPree, TE (1); Cliff Harris, S (3); Harvey Martin, DE (1); Blaine Nye, G (2); Drew Pearson, WR (2); Roger Staubach, QB (2); Charlie Waters, S (1); Rayfield Wright, T (6).
1977 — Billy Joe DuPree, TE (2); Cliff Harris, S (4); Efren Herrera, K (1); Harvey Martin, DE (2); Drew Pearson, WR (3); Roger Staubach, QB (3, injured); Charlie Waters, S (2); Randy White, DT (1).
1978 — Tony Dorsett, RB (1); Billy Joe DuPree, TE (3); Cliff Harris, S (5); Thomas Henderson, LB (1); Tony Hill, WR (1); Harvey Martin, DE (3, injured); Roger Staubach, QB (4); Charlie Waters, S (3); Randy White, DT (2, injured).
1979 — Bob Breunig, LB (1); Pat Donovan, T (1); Cliff Harris, S (6); Tony Hill, WR (2); Harvey Martin, DE (4); Herbert Scott, G (1); Roger Staubach, QB (5); Randy White, DT (3).
1980 — Bob Breunig, LB (2); Pat Donovan, T (2); Herbert Scott, G (2); Randy White, DT (4).
1981 — Tony Dorsett, RB (2); Pat Donovan, T (3); Ed Jones, DE (1); Herbert Scott, G (3); Rafael Septien, K (1); Everson Walls, CB (1); Randy White, DT (5).
1982 — Bob Breunig, LB (3); Pat Donovan, T (4); Tony Dorsett, RB (3); Ed Jones, DE (2); Everson Walls, CB (2); Danny White, QB (1); Randy White, DT (6).
1983 — Doug Cosbie, TE (1); Tony Dorsett, RB (4); Ed Jones, DE (3); Everson Walls, CB (3); Randy White, DT (7).
1984 — Bill Bates, S (1); Doug Cosbie, TE (2); Randy White, DT (8).
1985 — Doug Cosbie, TE (3); Tony Hill, WR (3); Everson Walls, CB (4); Randy White, DT (9).

ALL-PRO

- 1962—Don Perkins, RB (1), (AP, NEA); Jerry Tubbs, LB (1), (Sporting News).
1963—Chuck Howley, LB (1), (Sporting News).
1964—Frank Clarke, TE-WR (1), (AP); Bob Lilly, DT (1), (AP, UPI, NEA); Jim Ridlon, DB (1), (Sporting News).
1965—Bob Lilly, DT (2), (AP, UPI, NEA, Sporting News); Mel Renfro, S (1), (NEA, Sporting News); Bob Hayes, WR (1), (Sporting News)

- 1966—Bob Hayes, WR (2), (AP, UPI, NEA, Sporting News); Bob Lilly, DT (3), (AP, UPI, NEA, Sporting News); Chuck Howley, LB (2), (AP, UPI, NEA); Cornell Green, CB (1), (AP, NEA, Sporting News); Dan Reeves, RB (1), (Sporting News); Ralph Neely, T (1), (Sporting News); Lee Roy Jordan, LB (1), (Sporting News).
- 1967—George Andrie, DE (1), (Sporting News); Cornell Green, CB (2), (NEA, UPI, AP, Sporting News); Bob Hayes, WR (3), (Sporting News); Chuck Howley LB (3), (AP, Sporting News); Bob Lilly, DT (4), (NEA, UPI, AP, Sporting News); Ralph Neely, T (2), (UPI, AP, Sporting News); Mel Renfro, S (2), (Sporting News).
- 1968—Cornell Green, CB (3), (NEA); Bob Hayes, WR (4), (AP); Chuck Howley, LB (4), (AP, NEA); Bob Lilly, DT (5), (AP, UPI, NEA); Ralph Neely, T (3), (AP, UPI, NEA).
- 1969—Cornell Green, CB (4), (UPI); Calvin Hill, RB (1), (AP, UPI); Chuck Howley, LB (5), (AP, UPI, NEA); Bob Lilly, DT (6), (AP, NEA); Ralph Neely, T (4), (AP, UPI, NEA); John Niland, G (1), (AP); Mel Renfro, S (3), (NEA).
- 1970—Chuck Howley, LB (6), (PFWA, AP).
- 1971—Bob Lilly, DT (7), (AP, PFWA, NEA); Mel Renfro, CB (4), (NEA); John Niland, G (2), (AP, PFWA); Rayfield Wright, T (1), (AP, PFWA).
- 1972—Rayfield Wright, T (2), (PFWA, AP, UPI, NEA); John Niland, G (3), (AP); Blaine Nye, G (1), (NEA).
- 1973—Mel Renfro, CB (5), (NEA, PFWA); Rayfield Wright, T (3), (AP, PFWA); Lee Roy Jordan, LB (2), (NEA, PFWA); Calvin Hill, RB (2), (PFWA).
- 1974—Drew Pearson, WR (1), (AP, PFWA).
- 1975—Cliff Harris, S (1), (NEA); Rayfield Wright, T (4), (NEA)
- 1976—Cliff Harris, S (2), (AP, NEA, PFWA); Drew Pearson, WR (2), (AP, PFWA).
- 1977—Cliff Harris, S (3); (AP, NEA, PFWA); Efen Herrera, K (1), (AP, NEA, PFWA); Harvey Martin, DE (1), (AP, NEA, PFWA); Drew Pearson, WR (3), (AP, NEA, PFWA); Charlie Waters, S (1), (PFWA).
- 1978—Cliff Harris, S (4), (AP, PFWA); Charlie Waters, S (2), (NEA, PFWA); Randy White, DT (1), (AP, NEA, PFWA).
- 1979—Randy White, DT (2), (AP, NEA, PFWA).
- 1980—Herbert Scott, G (1), (AP, NEA); Randy White, DT (3), (NEA, PFWA).
- 1981—Tony Dorsett, RB (1), (AP, NEA, PFWA); Ed Jones, DT (1), (NEA); Herbert Scott, G (2), (AP); Rafael Septien, K (1), (AP, PFWA); Randy White, DT (4), (AP, NEA, PFWA).
- 1982—Ed Jones, DE (2), (AP); Everson Walls, CB (1), (PFWA); Randy White, DT (5), (AP, PFWA, NEA).
- 1983—Everson Walls, CB (2), (AP); Randy White, DT (6), (AP, PFWA).
- 1984—Michael Downs, S (1), (PFWA); Randy White, DT (7), (AP, NEA, PFWA).
- 1985—Everson Walls, CB (3); (PFWA); Randy White, DT (8), (AP, NEA).

Consecutive Winning Seasons

LONGEST ACTIVE STREAKS IN PRO SPORTS

- | | |
|------------------------------------|----|
| 1. Dallas Cowboys (1966-1985) | 20 |
| 2. Boston Bruins (1967/68-1985/86) | 19 |
| 3. Baltimore Orioles (1968-1985) | 18 |

LONGEST STREAKS OF ALL-TIME

- | | |
|--|----|
| 1. New York Yankees (1926-1964) | 39 |
| 2. Montreal Canadiens (1951/52 - 1982/83) | 32 |
| 3. Dallas Cowboys (1966-1985) | 20 |
| 4. Boston Bruins (1967/68-1985/86) | 19 |
| 5. Baltimore Orioles (1968-1985) | 18 |
| 6. Chicago White Sox (1951-1967) | 17 |
| 7. Chicago Black Hawks (1960/61-1975/76) | 16 |
| L.A. Raiders (1965-1980) | 16 |
| 9. Chicago Bears (1930-1944) | 15 |
| Pittsburgh Pirates (1899-1913) | 15 |
| St. Louis Cardinals (baseball) (1939-1953) | 15 |

Goals For 1986

- The Cowboys** winning their 21st league opener in the past 22 seasons. Dallas holds the NFL record of 17 straight opening-game victories from 1965-81. The Cowboys are the best opening-day team in NFL history with a 21-4-1 (.827) record.
- The Cowboys** returning to the playoffs for the 11th time in the past 12 years and the 19th time in the past 21 years. Dallas holds the NFL record of nine consecutive playoff appearances from 1975-83.
- The Cowboys** improving their all-time Texas Stadium record of 97-24 (.802), including playoff games, from 1971-85. Dallas has sold out 21 straight games at Texas Stadium and 65 of the past 67 games.
- The Cowboys** improving their NFC-best 38-15 (.717) record against the AFC in games against AFC West foes Denver, San Diego, Seattle and the L.A. Raiders.
- The Cowboys** extending their NFL record of consecutive winning seasons to 21. The team's 20 straight winning seasons is the longest active streak in pro team sports and the third longest ever behind the New York Yankees' 39 straight winning seasons from 1926-64 and the Montreal Canadiens' 32 in a row from 1951-52 to 1982-83.
- Tom Landry** improving his career record of 253-148-6 including playoffs. Only George Halas (325 victories) and Miami's Don Shula (255) have more NFL victories than Landry.
- Tony Dorsett** moving up the NFL's all-time rushing list. With 10,832 yards, Dorsett is sixth. He needs 405 yards to pass No. 5 O. J. Simpson. John Riggins enters the 1986 season in fourth position with 11,352 yards. Dorsett also could pass Franco Harris (3rd spot-12,120 yards) and Jim Brown (2nd-12,312) in 1986. Walter Payton is the NFL's all-time leading rusher with 14,860 yards going into 1986. Tony also can move into second behind Payton on the NFL's all-time combined yardage list.
- Tony Hill** becoming the all-time leading pass receiver in Cowboys history. With 430 career catches for 7,218 yards, Hill needs 59 catches and 604 yards to tie Drew Pearson's club record of 489 catches for 7,822 yards. Tony also can move into the NFL's top 20 all-time receivers. Art Powell holds the 20th spot with 479 catches. Hill also can extend his club record of catching a pass in 59 straight games.
- Rafael Septien** continuing his climb up the NFL's all-time scoring list. Septien broke into the top 20 in 1985 and enters 1986 in 18th spot with 872 points. He could move up this year to the 12th spot, currently held by Sam Baker with 977.
- Everson Walls** leading the NFL in interceptions for the fourth time in six NFL seasons. Last year Walls became the first player in NFL history to lead the league in interceptions three times (1981, '82, '85).
- Randy White** earning All-Pro honors for the ninth year in a row to extend his club record and being named to the Pro Bowl for the tenth straight year to tie Mel Renfro's team record for Pro Bowl appearances.

How The Cowboys Were Built

There were 51 players active with the Cowboys in 1985. Here's a look at how they came to Dallas:

FROM THE DRAFT:

1974—Ed Jones (1st, Tennessee State);
Danny White (3rd, Arizona State).

1975—Randy White (1st, Maryland);
Mike Hegman (7th, Tennessee State).

1976—Tom Rafferty (4th, Penn State).

1977—Tony Dorsett (1st, Pittsburgh);
Tony Hill (3rd, Stanford); Jim Cooper
(6th, Temple).

1978—Dennis Thurman (11th, Southern
California).

1979—Doug Cosbie (3rd, Santa Clara).

1980—James Jones (3rd, Mississippi
State); Kurt Petersen (4th, Missouri);
Gary Hogeboom (5th, Central Michigan);
Timmy Newsome (6th, Winston-Salem
State).

1981—Howard Richards (1st, Missouri);
Glen Titensor (3rd, Brigham Young);
Ron Fellows (7th, Missouri).

1982—Jeff Rohrer (2nd, Yale); Phil Poz-
derac (5th, Notre Dame).

1983—Jim Jeffcoat (1st, Arizona State);
Chris Schultz (7th, Arizona).

1984—Victor Scott (2nd, Colorado); Fred
Cornwell (3rd, Southern California);
Steve DeOssie (4th, Boston College);
Steve Pelluer (5th, Washington);
Eugene Lockhart (6th, Houston); Brian
Salonen (10th, Montana).

1985—Kevin Brooks (1st, Michigan); Jesse
Penn (2nd, Virginia Tech); Crawford
Ker (3rd, Florida); Robert Lavette (4th,

Georgia Tech); Karl Powe (7th, Alabama
State); Leon Gonzalez (8th, Bethune-
Cookman)

SUPPLEMENTAL DRAFT:

1984—Todd Fowler (1st, Stephen F.
Austin, after 2 years in USFL).

SIGNED AS FREE AGENTS:

1978—Rafael Septien (SW Louisiana, after
preseason release by Los Angeles
Rams).

1980—Dextor Clinkscale (South Carolina
State); Don Smerek (Nevada-Reno).

1981—Michael Downs (Rice); Everson
Walls (Grambling).

1983—Bill Bates (Tennessee); Mark Tuinei
(Hawaii);

1984—Vince Albritton (Washington).

1985—Gordon Banks (Stanford, after 3
years in USFL); Kenny Duckett (Wake
Forest, after release by New Orleans);
Ricky Easmon (Florida); David Ponder
(Florida State); Mike Saxon (San Diego
State); Broderick Thompson (Kansas,
after 1 year in USFL); John Williams
(Wisconsin, after 3 years in USFL).

OBTAINED IN TRADES:

1979—John Dutton (Nebraska, from Bal-
timore for Cowboys' 1st and 2nd round
draft choices in 1980).

1984—Mike Renfro (TCU, from Houston
along with 5th round choice in 1985
for Butch Johnson. Also switched 5th
round choices in 1984).

Cowboys All-Time Draft

1961

(Drafted 2nd)

- (A) NO CHOICE**
Choice traded along with sixth choice to Washington for EDDIE LeBARON.
- (B) BOB LILLY**
T. Texas Christian University, 6-5, 242 — Choice from Cleveland for first round pick in 1962.
- E. J. HOLUB**
LB, Texas Tech, 6-4, 218 (went to AFL).
- STEW BARBER**
G. Penn State, 6-3, 230 (went to AFL).
- SONNY DAVIS**
E. Baylor, 6-2, 210.
- NO CHOICE**
Choice traded to San Francisco for GENE BABB.
- NO CHOICE**
Choice traded, along with first choice, to Washington for LeBARON.
- ART GILMORE**
HB Oregon State, 6-0, 200.
- DON TALBERT**
T. Texas, 6-5, 220.
- GLENN GREGORY**
HB, SMU, 6-2, 195.
- NO CHOICE**
Choice traded to Green Bay for FRED CONE.
- NORRIS STEVENSON**
HB, Missouri, 6-1, 205.
- LOWNDES SHINGLER**
QB, Clemson, 6-1, 205.
- DON GOODMAN**
HB, Florida, 6-0, 200.
- BILL SHAW**
T, Georgia Tech, 6-3, 222 (went to AFL).
- JULIUS VARNADO**
T, San Francisco State, 6-4, 220 (went to AFL).
- JERRY STEFFEN**
HB, Colorado, 6-10, 190.
- EVERETT CLOUD**
HB, Maryland, 6-0, 190.
- RANDY WILLIAMS**
HB, Indiana, 6-3, 208.
- LYNN HOYEM**
C, Long Beach State, 6-4, 225.
- JERRY MORGAN**
QB, Iowa State, 6-3, 195.

1962

(Drafted 4th)

- NO CHOICE**
Choice traded to Cleveland for first round pick in 1961 when Cowboys picked BOB LILLY.
- SONNY GIBBS***
QB, TCU, 6-7, 225.

- (A) NO CHOICE**
Choice to Chicago for DON MEREDITH.
- (B) BOBBY PLUMMER**
G, TCU, 6-2, 235 — Choice from Cleveland for DUANE PUTNAM.
- NO CHOICE**
Choice to San Francisco for BILL HERCHMAN.
- NO CHOICE**
Choice to Los Angeles for JIMMY HARRIS.
- (A) CONNIE DAVIS**
E, Southern University, 6-2, 235.
- (B) GEORGE ANDRIE**
E, Marquette, 6-7, 247 — Choice and ALLEN GREEN from New York for FRED DUGAN.
- NO CHOICE**
Choice to Los Angeles for JOHN HOUSER.
- KEN TUREAUD**
B, Michigan, 6-1, 198.
- NO CHOICE**
Choice to Baltimore for DON PERKINS.
- JOHN M. LONGMEYER**
G, Southern Illinois, 6-3, 230.
- LARRY HUDAS**
E, Michigan State, 6-4, 208.
- NO CHOICE**
Choice to Green Bay for STEVE MEILINGER.
- ROBERT MOSES**
E, Texas, 6-3, 211.
- HAROLD HAYS***
G, Southern Mississippi, 6-3, 218.
- GUY REESE**
T, SMU, 6-5, 238.
- ROBERT JOHNSTON**
T, Rice, 6-4, 215.
- RAY JACOBS**
T, Howard Payne, 6-3, 265 (went to AFL).
- DAVE CLOUTIER***
B, Maine, 6-0, 195 (went to AFL).
- PAUL HOLMES**
T, Georgia 6-5 270.
- AMOS BULLOCKS**
B, Southern Illinois, 6-1, 197.

1963

(Drafted 6th)

- LEE ROY JORDAN**
LB, Alabama, 6-2, 210.
- NO CHOICE**
Choice traded, along with ninth choice, to Chicago for CHUCK HOWLEY.
- JIM PRICE**
LB, Auburn, 6-3, 225.
- WHALEY HALL***
G, Mississippi, 6-3, 230.
- NO CHOICE**
Choice traded to New York for DICK NOLAN.

- NO CHOICE**
Choice traded to Green Bay for JOHN SUIRO.
- MARY CLOTHIER**
G, Kansas, 6-4, 220.
- NO CHOICE**
Choice traded to Green Bay for LEE FOLKINS.
- NO CHOICE**
Choice traded to Chicago.
- ROD SCHEYER**
T, Fresno State, 6-2, 220.
- RAY SCHOENKE**
C, SMU, 6-3, 225.
- BILL PERKINS**
B, Iowa, 6-2, 218.
- PAUL WICKER***
T, Fresno State, 6-5, 248.
- LOU CIOCI**
LB, Boston College, 6-2, 225.
- JERRY OVERTON**
B, Utah, 6-2, 192.
- DENNIS GOLDEN**
T, Holy Cross, 6-4, 235.
- ERNEST PARKS***
G, McMurry, 6-4, 230 (went to AFL).
- BILL FRANK**
T, Colorado, 6-4, 250.
- JIM STIGER**
B, Washington, 5-11, 195.
- TOMMY LUCAS**
E, Texas, 6-3, 218.

1964

(Drafted 4th)

- NO CHOICE**
Choice traded to Pittsburgh for BUDDY DIAL.
- MEL RENFRO**
B, Oregon, 6-0, 195.
- NO CHOICE**
Choice traded to Los Angeles for BOB LONG and JOHN MEYERS.
- PERRY LEE DUNN**
B, Mississippi, 6-2, 205.
- NO CHOICE**
Choice traded to Green Bay for GARY BARNES.
- (A) BILLY LOTHRIDGE**
QB, Georgia Tech, 6-1, 188.
- (B) JIM CURRY**
E, Cincinnati, 6-4, 215 — Choice from Cleveland for ANDY CVERCKO.
- (C) JIMMY EVANS**
E, Texas Western, 5-1, 194 — Choice from Green Bay for JERRY NORTON.
- BOB HAYES***
WR, Florida A & M, 5-11, 189.
- AL GEVERINK**
B, UCLA, 6-2, 190.
- JAKE KUPP**
E, Washington, 6-3, 215.
- ROGER STAUBACH***
QB, Navy, 6-2, 190.

*Drafted as Future

11. **BOBBY CRENSHAW**
G, Baylor, 6-3, 230 (went to AFL).
12. **JOHNNY NORMAN**
E, Northwestern Louisiana, 6-1, 185.
13. **JERRY RHOME**
QB, Tulsa, 6-0, 185.
14. **JIM WORDEN**
LB, Wittenberg, 6-1, 230.
15. **BILL VAN BURKLEO**
B, Tulsa, 5-11, 185.
16. **PAUL CERCEL**
C, Pittsburgh, 6-2, 222.
17. **HARRY ABELL**
E, Missouri, 6-3, 212 (went to AFL).
18. **NO SELECTION**
Player chosen not eligible.
19. **H. D. MURPHY**
B, Oregon, 6-0, 190.
20. **JOHN HUGHES**
LB, SMU, 6-2, 220.

1965 (Drafted 5th)

1. **CRAIG MORTON**
QB, California, 6-4, 215.
2. **MALCOLM WALKER**
LB, Rice, 6-4, 245.
3. **NO CHOICE**
Choice traded to Green Bay (who traded it to New York) for JOHN ROACH.
4. **(A) JIM SIDLE**
B, Auburn, 6-2, 215.
4. **(B) BOB SVIHUS**
T, USC, 6-4, 240 (went to AFL) — Choice from Detroit for SON-
NY GIBBS
5. **ROGER PETTEE**
LB, Florida, 6-4, 230.
6. **SONNY UTZ**
RB, VPI, 5-11, 215.
7. **BRIG OWENS**
B, Cincinnati, 5-11, 183.
8. **RUSSELL WAYT**
LB, Rice, 6-4, 235.
9. **JIM ZANIOS**
FB, Texas Tech, 6-0, 215.
10. **GAYLON McCOLLOUGH**
C, Alabama, 6-3, 215.
11. **JETHRO PUGH**
T, Elizabeth City, State, 6-6, 255.
12. **ERNIE KELLERMAN**
QB, Miami (Ohio), 6-0, 175.
13. **JACK SCHRAUB**
E, California, 6-6, 210.
14. **GARRY PORTERFIELD**
E, Tulsa, 6-3, 235.
15. **GENE FOSTER**
B, Arizona State, 6-0, 195 (went to AFL).
16. **DOUG McDOUGAL**
E, Oregon State, 6-4, 228.
17. **MITCH JOHNSON**
T, UCLA, 6-4, 245.
18. **MARTIN AMSLER**
T, Evansville, 6-5, 250.
19. **MARV RETTENMUND**
HB, Ball State, 5-10, 195.

20. **RON BARLOW***
I, Kansas State, 6-2, 230.

1966 (Drafted 5th)

1. **JOHN NILAND**
G, Iowa, 6-3, 245.
2. **WILLIE TOWNES***
DE, Iowa, 6-5, 265.
3. **NO CHOICE**
Choice to San Francisco for LEON DONOHUE.
4. **NO CHOICE**
Choice to Baltimore for RALPH NELLY.
5. **(A) NO CHOICE**
Choice to San Francisco for J. D. SMITH.
5. **(B) WALT GARRISON**
RB, Oklahoma State, 6-0, 209 — Choice from Baltimore thru Detroit for AMOS MARSH.
6. **BOB DUNLEVY**
E, West Virginia, 6-4, 195.
7. **ART ROBINSON**
E, Florida A & M, 6-0, 208.
8. **DON KUNIT**
RB, Penn State, 6-2, 200.
9. **DARRELL ELAM**
FL, West Virginia Tech, 6-2, 189.
14. **LEWIS TURNER**
RB, Norfolk State, 6-2, 183.
15. **MARK GARTUNG***
DT, Oregon State, 6-4, 255.
16. **TOM PIGGEE**
RB, San Francisco State, 5-11, 200.
17. **GEORGE ALLEN**
T, West Texas State, 6-7, 245 (went to AFL).
18. **STEVE ORR**
DT, Washington, 6-4, 230.
19. **BYRON JOHNSON**
E, Central Washington State, 6-5, 255.
20. **LOU HUDSON**
FL, Minnesota, 6-5, 220.

1967 (Drafted 23rd)

1. **NO CHOICE**
Choice given along with second and two fifths, to Houston for RALPH NEELY.
2. **NO CHOICE**
NEELY trade.
3. **PHIL CLARK**
DB, Northwestern, 6-2, 207.
4. **CURTIS MARKER**
G, Northern Michigan, 6-2, 253.
5. **(A) NO CHOICE**
Choice and JIM STEFFEN from Washington for BRIG OWENS, MITCH JOHNSON & JAKE KUPP: NEELY trade.
5. **(B) NO CHOICE**
Choice from Cleveland for JOE ROB ISBELL - NEELY trade.
5. **(C) NO CHOICE**
Choice to Green Bay for HENRY GREMMINGER.

6. **SIMS STOKES**
E, Northern Arizona, 6-1, 198.
7. **RAYFIELD WRIGHT**
T, Ft. Valley State, 6-7, 235.
8. **STEVE LAUB**
QB, Illinois Wesleyan, 6-1, 190.
9. **BYRON MORGAN**
DB, Findlay (Ohio), 6-3, 212.
10. **EUGENE BOWEN**
RB, Tennessee A&I, 5-8, 210.
10. **MASON MITCHELL**
RB, Washington, 6-1, 170.
11. **AUSTIN DENNEY***
E, Tennessee, 6-2, 225.
12. **(A) LES SHY**
RB, Long Beach State, 6-1, 200 — Choice from Pittsburgh for LEE FOLKINS.
12. **(B) CRAIG BAYNHAM***
RB, Georgia Tech, 6-1, 200.
13. **RONNIE LAMB**
B, South Carolina, 6-2, 216.
11. **PAT RILEY**
E, Kentucky, 6-2, 205.
12. **HAROLD DETERS**
K, North Carolina State, 6-0, 200.
13. **AL KERKIAN**
DE, Akron, 6-6, 235.
14. **TOM BOYD**
G, Tarleton State, 6-3, 250.
15. **LEAVIE DAVIS**
DB, Edward Waters College (Florida), 6-4, 210.
16. **PAUL BROTHERS**
HR, Oregon State, 6-1, 195.
17. **GEORGE ADAMS**
LB, Morehead State (Kentucky), 6-2, 218.

1968 (Drafted Alternately 20th, 19th, 21st)

1. **DENNIS HOMAN**
FL, Alabama, 6-1, 181.
2. **DAVID McDANIELS**
E, Mississippi Valley, 6-4, 200.
3. **(A) NO CHOICE**
Choice to Minnesota for LANCE RENTZEL.
3. **(B) ED HARMON**
LB, Louisville, 6-4, 246 — Choice from Chicago for AUSTIN DENNEY and MAC PERCIVAL.
4. **(A) NO CHOICE**
Choice to New Orleans for LARRY STEPHENS.
4. **(B) JOHN DOUGLAS**
LB, Missouri, 6-2, 215 — Choice from New York for JIM COLVIN.
5. **BLAINE NYE**
G, Stanford, 6-4, 255.
6. **D. D. LEWIS**
I, B. Mississippi State, 6-1, 210.
7. **BOB TAUCHER**
T, Nebraska, 6-4, 251.
8. **FRANK BROWN**
DE, Albany (Ga.) State, 6-3, 249.
9. **KEN KMIEC**
DB, Illinois, 6-2, 187.

10. **BEN OLISON**
FL, Kansas, 6-1, 170.
11. **RON SHOTTS**
RB, Oklahoma, 6-0, 206.
12. **WILSON WHITTY**
LB, Boston University, 6-3, 224.
13. **CARTER LORD**
TE, Harvard, 6-2, 214.
14. **RON WILLIAMS**
DB, West Virginia, 6-2, 190.
15. **TOMMY LUNCEFORD**
P, Auburn, 6-2, 202.
16. **LARRY COLE**
DE, Hawaii, 6-5, 250.
17. **GEORGE NORDGREN**
RB, Houston, 6-0, 200.

1969
(Drafted Alternately
24th, 23rd, 22nd)

1. **CALVIN HILL**
RB, Yale, 6-3, 230.
2. **RICHMOND FLOWERS**
WR, Tennessee, 6-0, 183.
3. **(A) TOM STINCIC**
LB, Michigan, 6-2, 226.
3. **(B) HALVOR HAGEN**
DE, Weber State, 6-5, 250 —
Choice from San Francisco for
HAROLD HAYS.
4. **NO CHOICE**
Choice to New Orleans for DAVE
SIMMONS.
5. **(A) NO CHOICE**
Choice to Baltimore for ANDY
STYNCHULA.
5. **(B) CHUCK KYLE**
LB, Purdue, 6-1, 220 — Choice
from Los Angeles for COY BACON.
6. **RICH SHAW**
FL, Arizona State, 6-4, 205.
7. **LARRY BALES**
WR, Emory & Henry, 5-11, 185.
8. **ELMER BENHARDT**
LB, Missouri, 6-2, 200.
9. **CLAXTON WELCH**
RB, Oregon, 5-11, 200.
10. **STUART GOTTLIEB**
G, Weber State, 6-5, 250.
11. **CLARENCE WILLIAMS**
DT, Prairie View A & M, 6-5, 250.
12. **BOB BELDEN**
QB, Notre Dame, 6-2, 210.
13. **RFNE MATISON**
WR, New Mexico, 6-0, 185.
14. **GERALD LUTRI**
T, Northern Michigan, 6-4, 256.
15. **BILL JUSTUS**
DB, Tennessee, 6-1, 180.
16. **FLOYD KERR**
DB, Colorado State, 6-3, 195.
17. **BILL BAILEY**
DT, Lewis & Clark, 6-4, 260.

1970
(Drafted 23rd)

1. **DUANE THOMAS**
RB, West Texas, 6-1, 220.

2. **(A) BOB ASHER**
T, Vanderbilt, 6-5, 250 — Choice
from Chicago for CRAIG BAY-
HAM and PHIL CLARK.
2. **(B) MARGENE ADKINS**
WR, Henderson J. C., 5-10, 183.
3. **(A) CHARLIE WATERS**
CB, Clemson, 6-1, 193 — Choice
from Houston through Cleveland
for JERRY RHOME.
3. **(B) STEVE KINER**
LB, Tennessee, 6-1, 220 — Choice
from Cleveland for JERRY
RHOME.
3. **(C) DENTON FOX**
S, Texas Tech, 6-2, 205.
4. **JOHN FITZGERALD**
T, Boston College, 6-4, 265.
5. **NO CHOICE**
Choice to St. Louis for BOBBY
JOE CONRAD.
6. **PAT TOOMAY**
DE, Vanderbilt, 6-5, 230.
7. **DON ABBEY**
LB, Penn State, 6-2, 252.
8. **JERRY DOSSEY**
G, Arkansas, 6-4, 244.
9. **ZENON ANDRUSYSHYN**
K, UCLA, 6-2, 212.
10. **PETE ATHAS**
S, Dade J. C., 6-0, 186.
11. **IVAN SOUTHERLAND**
DT, Clemson, 6-4, 246.
12. **JOE WILLIAMS**
RB, Wyoming, 6-1, 193.
13. **MARK WASHINGTON**
CB, Morgan State, 5-11, 183.
14. **JULIAN MARTIN**
WR, North Carolina Central, 6-3,
190.
15. **KEN DeLONG**
TE, Tennessee, 6-2, 223.
16. **SEABERN HILL**
CB, Arizona State, 6-2, 195.
17. **GLENN PATTERSON**
C, Nebraska, 6-3, 220.

1971
(Drafted 25th)

1. **TODY SMITH**
DE, Southern California, 6-5, 250.
2. **ISAAC THOMAS**
CB, Bishop, 6-2, 190.
3. **(A) SAM SCARBER**
RB, New Mexico, 6-2, 235 —
Choice from St. Louis for JOHN
WILBUR.
3. **(B) BILL GREGORY**
DE, Wisconsin, 6-5, 240.
4. **(A) JOE CARTER**
TE, Grambling, 6-3, 219 — Choice
from New Orleans for WILLIE
TOWNES.
4. **(B) BUDDY MITCHELL**
T, Mississippi, 6-5, 232.
5. **RON KADZIEL**
LB, Stanford, 6-3, 215.
6. **STEVE MAIER**
WR, Northern Arizona, 6-3, 192.
7. **BILL GRIFFIN**
T-G, Catawba, 6-5, 250.

8. **RON JESSIE**
WR, Kansas, 6-0, 183.
9. **HONOR JACKSON**
WR, Pacific, 6-2, 190.
10. **RODNEY WALLACE**
DT, New Mexico, 6-5, 260.
11. **ERNEST BONWELL**
LB, Lane College, 6-4, 225.
12. **STEVE GOPEL**
QB, Colgate, 6-1½, 200.
13. **JAMES FORD**
RB, Texas Southern, 6-0, 200.
14. **TYRONE COUEY**
DB, Utah State, 6-1½, 194.
15. **BOB YOUNG**
TE, Delaware, 6-5, 250.
16. **JOHN BRENNAN**
T, Boston College, 6-2½, 260.
17. **JOHN BOMER**
C, Memphis State, 6-3, 230.

1972
(Drafted 26th)

1. **BILL THOMAS**
RB, Boston College, 6-2, 225.
2. **(A) ROBERT NEWHOUSE**
RB, Houston, 5-10, 202 — Choice
from New England for HALVOR
HAGEN and HONOR JACKSON.
2. **(B) JOHN BABINECZ**
LB, Villanova, 6-1, 222 — Choice
from New Orleans for MARGENE
ADKINS.
2. **(C) CHARLES McKEE**
WR, Arizona, 6-2, 199.
3. **(A) MIKE KELLER**
LB, Michigan, 6-4, 221 — Choice
from New England for HALVOR
HAGEN and HONOR JACKSON.
3. **(B) MARV BATEMAN**
P-K, Utah, 6-4, 213.
4. **(A) TIM KEARNEY**
LB, Northern Michigan, 6-2, 225
— Choice from New Orleans for
JOE WILLIAMS.
4. **(B) ROBERT WEST**
WR, San Diego State, 6-4, 218
— Choice from New England for
STEVE KINER.
4. **(C) CHARLES ZAPIEC**
LB, Penn State, 6-2, 222 —
Choice from Detroit for RON
JESSIE.
4. **(D) NO CHOICE**
Choice to New Orleans for DON
TALBERT.
5. **NO CHOICE**
Choice to San Diego for TONY
LISCIO.
6. **CHARLES BOLDEN**
DB, Iowa, 6-3, 195.
7. **NO CHOICE**
Choice to Chicago for LEE ROY
CAFFEY.
8. **RALPH COLEMAN**
LB, North Carolina A&T, 6-4, 216.
9. **ROY BELL**
RB, Oklahoma, 5-10, 208.
10. **RICHARD AMMAN**
DE, Florida State, 6-5, 234.
11. **LONNIE LEONARD**
T-G, North Carolina A&T, 6-4,
244.

12. **JIMMY HARRIS**
WR, Ohio State, 5-10, 180.
13. **JEAN FUGETT**
TE, Amherst, 6-3, 219.
14. **ALAN THOMPSON**
RB, Wisconsin, 6-0, 225.
15. **CARLOS ALVAREZ**
WR, Florida, 5-10, 184.
16. **GORDON LONGMIRE**
QB, Utah, 6-1, 205.
17. **ALFONSO CAIN**
DT, Bethune-Cookman, 6-3, 271.

1973

(Drafted Alternately 20th, 22nd and 21st)

1. **BILLY JOE DuPREE**
TE, Michigan State, 6-4, 225.
2. (A) **GOLDEN RICHARDS**
WR, Hawaii, 6-0, 172 — Choice from Green Bay for RON WIDBY and IKE THOMAS.
2. (B) **NO CHOICE**
Choice to Chicago as compensation for signing JACK CONCANNON.
3. (A) **HARVEY MARTIN**
DT, East Texas State, 6-5, 262 — Choice from Houston through New Orleans for TOM STINCIC.
3. (B) **NO CHOICE**
Choice to New England for RON SELLERS.
4. **DRANE SCRIVENER**
DB, Tulsa, 6-0, 176.
5. **BRUCE WALTON**
T, UCLA, 6-6, 251.
6. **BOB LEYEN**
G, Yale, 6-4, 256.
7. **RODRIGO BARNES**
LB, Rice, 6-1, 215.
8. **DAN WERNER**
QB, Michigan State, 6-4, 195.
9. **MIKE WHITE**
CB, Minnesota, 6-0, 196.
10. **CARL JOHNSON**
LB, Tennessee, 6-1, 225.
11. **GERALD CASWELL**
G, Colorado State, 6-4, 250.
12. **JIM ARNESON**
G, Arizona, 6-3, 236.
13. **JOHN SMITH**
WR, UCLA, 6-1, 187.
14. **BOB THORNTON**
G-C, North Carolina, 6-3, 234.
15. **WALT BAISY**
LB, Grambling, 6-2, 222.
16. **JOHN CONLEY**
TE, Hawaii, 6-2, 228.
17. **LES STRAYHORN**
RB, East Carolina, 5-10, 205.

1974

(Drafted Alternately 22nd, 21st, 20th and 23rd)

1. (A) **ED JONES**
DE, Tennessee State, 6-8, 260 — Choice from Houston for TODY SMITH and BILLY PARKS.

1. (B) **CHARLES YOUNG**
RB, North Carolina State, 6-1, 215.
2. **NO CHOICE**
Choice and RON SELLERS to Miami for OTTO STOWE.
3. (A) **DANNY WHITE**
QB, Arizona State, 6-2, 180 — Choice from Houston for TODY SMITH and BILLY PARKS.
3. (B) **CALVIN PETERSON**
LB, UCLA, 6-3, 218.
4. (A) **KEN HUTCHERSON**
LB, Livingston State, 6-1, 214 — Choice from Oakland for GLOSTER RICHARDSON.
4. (B) **ANDY ANDRADE**
RB-DB, Northern Michigan, 5-11, 193.
5. **JOHN KELSEY**
T, Missouri, 6-6, 226.
6. **JIM BRIGHT**
DB, UCLA, 6-1, 210.
7. **RAYMOND NESTER**
LB, Michigan State, 6-2, 224.
8. **MIKE HOLT**
DB, Michigan State, 5-11, 176.
9. **BILL DULIN**
T, Johnson C. Smith, 6-6, 244.
10. **DENNIS MORGAN**
DB, Western Illinois, 5-11, 203.
11. **HARVEY MCGEE**
WR, Southern Mississippi, 6-2, 209.
12. **KEITH BOBO**
QB, Southern Methodist, 6-3, 196.
13. **FRED LIMA**
K, Colorado, 5-9, 202.
14. **DOUG RICHARDS**
DB, Brigham Young, 6-4, 185.
15. **BRUCE CRAFT**
DT, Geneva, Pa., 6-4, 232.
16. **GENE KILLIAN**
T, Tennessee, 6-4, 225.
17. **LAWRIE SKOLROOD**
T, North Dakota, 6-5, 230.

1975

(Drafted 18th)

1. (A) **RANDY WHITE**
DE, Maryland, 6-4, 250. — Choice from N. Y. Giants for CRAIG MORTON.
1. (B) **THOMAS HENDERSON**
LB, Iannston, 6-2, 214.
2. **BURTON LAWLESS**
G, Florida, 6-4, 253.
3. **BOB BREUNIG**
LB, Arizona State, 6-2, 236.
4. (A) **PAT DONOVAN**
DE, Stanford, 6-5, 240 — Choice from Houston for MIKE MONTGOMERY.
4. (B) **RANDY HUGHES**
DB, Oklahoma, 6-4, 209.
5. (A) **KYLE DAVIS**
C, Oklahoma, 6-3, 240 — Choice from Green Bay for JACK CONCANNON.

5. (B) **NO CHOICE**
Choice to Cincinnati for CLINT LONGLEY.
6. **ROLLY WOOLSEY**
DB, Boise State, 6-1, 175.
7. **MICHAEL HEGMAN**
LB, Tennessee State, 6-4, 220.
8. **MITCH HOOPES**
P, Arizona, 6-0, 210.
9. **ED JONES**
DB, Rutgers, 6-0, 193.
10. **DENNIS BOOKER**
RB, Millersville State, 6-1, 235.
11. **GREG KRPALEK**
C, Oregon State, 6-5, 242.
12. **CHUCK BLAND**
DB, Cincinnati, 5-11, 188.
13. **HERBERT SCOTT**
G, Virginia Union, 6-2, 248.
14. **SCOTT LAIDLAW**
RB, Stanford, 6-0, 206.
15. **WILLIE HAMILTON**
RB, Arizona, 5-11, 182.
16. **PETE CLARK**
TE, Colorado State, 6-4, 234.
17. **JIM TESTERMAN**
TE, Dayton, 6-5, 225.

1976

(Drafted 27th)

1. **AARON KYLE**
DB, Wyoming, 5-11, 183.
2. (A) **JIM JENSEN**
RB, Iowa, 6-4, 226 — Choice from N.Y. Giants for CRAIG MORTON.
2. (B) **JIM EDISON**
G, Mississippi St., 6-4, 253.
3. (A) **DUKE FERGERSON**
WR, San Diego St., 6-1, 186 — Choice from San Francisco for BOB HAYES.
3. (B) **JOHN SMITH**
RB, Boise State, 6-0, 191 — Choice from Denver for OTTO STOWE.
3. (C) **BUTCH JOHNSON**
WR, UC-Riverside, 6-1, 175.
4. **TOM RAFFERTY**
G, Penn State, 6-3, 248.
5. **WALLY PESUIT**
T, Kentucky, 6-4, 260.
6. **GREG MCGUIRE**
T, Indiana, 6-3, 255.
7. (A) **GREG SCHAUM**
DT, Michigan State, 6-4, 246 — Choice from San Diego for KEN HUTCHERSON.
7. (B) **DAVID WILLIAMS**
RB, Colorado, 6-2, 210.
8. **HENRY LAWS**
DB, South Carolina, 5-10, 171.
9. **BEASLEY REECE**
DB, North Texas, 6-1, 193.
10. **LEROY COOK**
DE, Alabama, 6-4, 212.
11. **CORNELIUS GREEN**
QB, Ohio, 5-11, 170.

12. **CHARLES McSHANE**
LB, Cal Lutheran, 6-2, 211.
13. **MARK DRISCOLL**
QB, Colorado St., 6-1, 184.
14. **LARRY MUSHINSKIE**
TE, Nebraska, 6-3, 217.
15. **DALE CURRY**
LB, UCLA, 6-2, 222.
16. **RICH COSTANZO**
T, Nebraska, 6-4, 260.
17. **STAN WOODFILL**
K, Oregon, 6-0, 190.

1977

(Drafted Alternately 24th, 25th and 26th)

1. **TONY DORSETT**
RB, Pittsburgh, 5-11, 192 — Choice from Seattle for Cow-boys' first-round choice and three second-round choices.
2. **GLENN CARANO**
QB, Nevada-Las Vegas, 6-3, 195 — Choice from Seattle for DUKE FERGERSON.
3. **(A) TONY HILL**
WR, Stanford, 6-2, 196 — Choice from Philadelphia for JOHN NILAND.
3. **(B) VAL BELCHER**
G, Houston, 6-3, 250.
4. **GUY BROWN**
LB, Houston, 6-4, 215.
5. **ANDY FREDERICK**
OL, New Mexico, 6-6, 241.
6. **JIM COOPER**
T, Temple, 6-5, 252.
7. **DAVID STALLS**
DT, Northern Colorado, 6-4, 236.
8. **(A) AL CLEVELAND**
DL, Pacific, 6-4, 246 — Choice from San Diego for MITCH HOOPES.
8. **(B) FRED WILLIAMS**
RB, Arizona State, 5-10, 189.
9. **MARK CANTRELL**
C, North Carolina, 6-3, 252.
10. **STEVE DeBERG**
QB, San Jose State, 6-2, 205.
11. **DON WARDLOW**
TE, Washington, 6-6, 230.
12. **GREG PETERS**
OL, California, 6-5, 257.

1978

(Drafted 28th)

1. **LARRY BETHEA**
DL, Michigan State, 6-5, 258.
2. **TODD CHRISTENSEN**
RB-TE, Brigham Young, 6-3, 224.
3. **DAVID HUDGENS**
OL, Oklahoma, 6-5, 245.
4. **ALOIS BLACKWELL**
RB, Houston, 5-11, 194.
5. **RICH ROSEN**
G, Syracuse, 6-3, 242.

6. **HAROLD RANDOLPH**
LB, East Carolina, 6-1, 191.
7. **TOM RANDALL**
DT, Iowa State, 6-5, 248.
8. **HOMER BUTLER**
WR, UCLA, 6-1, 184.
9. **RUSS WILLIAMS**
DB, Tennessee, 6-1, 197.
10. **BARRY TOMASETTI**
OL, Iowa, 6-3, 249.
11. **DENNIS THURMAN**
S, Southern Cal, 5-11, 172.
12. **LEE WASHBURN**
OL, Montana State, 6-6, 253.

1979

(Drafted 27th)

1. **ROBERT SHAW**
C, Tennessee, 6-4, 252.
2. **AARON MITCHELL**
CB, Nevada-Las Vegas, 6-1, 196.
3. **DOUG COSBIE**
TE, Santa Clara, 6-6, 230. Swapped choices with Seattle in BILL GREGORY trade.
4. **RALPH DeLOACH**
DE, California, 6-5, 254.
5. **(A) BOB HUKILL**
OL, North Carolina, 6-5, 250. Choice from Chicago for GOLDEN RICHARDS.
5. **(B) CURTIS ANDERSON**
DE, Central State (O), 6-6, 240. Choice from Seattle for EFREN HERRERA.
5. **(C) RON SPRINGS**
RB, Ohio State, 6-0, 197.
6. **(A) TIM LAVENDER**
CB, So. California, 6-3, 187. Choice from Seattle for BILL GREGORY.
6. **(B) MIKE SALZANO**
OL, North Carolina, 6-3, 242. Choice from Denver for JIM JENSEN.
6. **(C) CHRIS DeFRANCE**
WR, Arizona St., 6-1, 205.
7. **GREG FITZPATRICK**
LB, Youngstown, 6-2, 227.
8. **BRUCE THORNTON**
DT, Illinois, 6-5, 266.
9. **GARRY COBB**
LB, So. California, 6-2, 209.
10. **MIKE CALHOUN**
DT, Notre Dame, 6-4, 228.
11. **NO CHOICE**
Choice to Detroit for SKIP BUTLER.
12. **QUENTIN LOWRY**
LB, Youngstown, 6-2, 225.

1980

(Drafted Alternately, 23rd, 24th and 25th)

1. **NO CHOICE**
Choice given along with second round choice to Baltimore for JOHN DUTTON.

2. NO CHOICE

Choice given along with first round choice to Baltimore for JOHN DUTTON.

3. **(A) BILL ROE**
LB, Colorado, 6-3, 220. Choice from Chicago for GOLDEN RICHARDS.
3. **(B) JAMES JONES**
RB, Mississippi State, 5-10, 200.
4. **KURT PETERSEN**
DL, Missouri, 6-5, 255.
5. **GARY HOGEBOOM**
QB, Central Michigan, 6-4, 195.
6. **TIMMY NEWSOME**
RB, Winston-Salem St., 6-1, 228.
7. **LESTER BROWN**
RB, Clemson, 5-11, 176.
8. **LARRY SAVAGE**
LB, Michigan State, 6-3, 225.
9. **JACKIE FLOWERS**
WR, Florida State, 6-0, 194.
10. **MATTHEW TEAGUE**
DE, Prairie View A & M, 6-4, 238.
11. **GARY PADJEN**
LB, Arizona State, 6-1, 238.
12. **NORM WELLS**
DT, Northwestern, 6-5, 249.

1981

(Drafted Alternately, 25th and 26th)

1. **HOWARD RICHARDS**
T, Missouri, 5-5, 255.
2. **DOUG DONLEY**
WR, Ohio St., 6-0, 180.
3. **GLEN TITENSOR**
DL, Brigham Young, 6-4, 250.
4. **(A) SCOTT PELLUER**
LB, Wash. St., 6-1, 213. — (Choice from San Francisco for THOMAS HENDERSON)
4. **(B) DERRIE NELSON**
LB, Nebraska, 6-2, 217.
5. **DANNY SPRADLIN**
LB, Tennessee, 6-1, 229.
6. **VINCE SKILLINGS**
DB, Ohio St., 5-11, 176.
7. **(A) RON FELLOWS**
DB, Missouri, 5-11, 165. — (Choice from Tampa Bay for DAVE STALLS)
7. **(B) KEN MILLER**
DB, East. Michigan, 5-11, 180.
8. **PAUL PIUROWSKI**
LB, Florida St., 6-2, 219.
9. **MIKE WILSON**
WR, Wash. St., 6-3, 202.
10. **PAT GRAHAM**
DT, California, 6-3, 257.
11. **TIM MORRISON**
G, Georgia, 6-3, 258.
12. **NATE LUNDY**
WR, Indiana, 6-0, 169.

1982

(Drafted 26th)

- ROD HILL**
CB, Kentucky State, 6-0, 185.
- JEFF ROHRER**
LB, Yale, 6-3, 224.
- JIM ELIOPULOS**
LB, Wyoming, 6-3, 229.
- (A) BRIAN CARPENTER**
CB, Michigan, 5-10, 166. (Choice from Tampa Bay for DAVE STALLS)
(B) MONTY HUNTER
S, Salem College, 6-0, 201.
- PHIL POZDERAC**
T, Notre Dame, 6-9, 260.
- (A) KEN HAMMOND**
G, Vanderbilt, 6-4, 270. (Choice from Cleveland for BRUCE HUTHER)
(B) CHARLES DAUM
DL, Cal Poly-SLO, 6-6, 241.
- BILL PURIFOY**
DL, Tulsa, 6-7, 249.
- (A) GEORGE PEOPLES**
RB, Auburn, 6-0, 211. (Choice from Denver through Buffalo for WADE MANNING)
(B) DWIGHT SULLIVAN
RB, North Carolina State, 6-0, 205.
- JOE GARY**
DL, UCLA, 6-5, 273.
- TODD ECKERSON**
T, North Carolina State, 6-4, 263.
- (A) GEORGE THOMPSON**
WR, Albany State (Ga.), 6-3, 209. (Choice from Tampa Bay for AARON MITCHELL)
(B) MICHAEL WHITING
RB, Florida State, 6-1, 210.
- RICH BURTNES**
G, Montana 6-4, 257.

1983

(Drafted Alternately 23rd, 24th, 21st and 22nd)

- JIM JEFFCOAT**
DE, Arizona State, 6-5, 260.
- MIKE WALTER**
LB, Oregon, 6-3, 230.
- BRYAN CALDWELL**
DE, Arizona State, 6-4, 248.
- CHRIS FAULKNER**
TE, Florida, 6-4, 257.
- CHUCK McSWAIN**
RB, Clemson, 6-0, 190.
- REGGIE COLLIER**
QB, Southern Mississippi, 6-3, 207.
- CHRIS SCHULTZ**
T, Arizona, 6-8, 259.

- LAWRENCE RICKS**
RB, Michigan, 5-9, 194.
- AL GROSS**
S, Arizona, 6-3, 186.
- ERIC MORAN**
T, Washington, 6-5, 282.
- DAN TAYLOR**
T, Idaho State, 6-3, 258.
- LORENZO BOUIER**
RB, Maine, 6-0, 209.

1984

(Drafted Alternately, 25th, 26th)

- BILLY CANNON**
LB, Texas A&M, 6-4, 235.
- VICTOR SCOTT**
DB, Colorado, 6-0, 192. (From Houston, thru Minnesota, for BUTCH JOHNSON)
- FRED CORNWELL**
TE, USC, 6-6, 236.
- STEVE DeOSSIE**
LB, Boston College, 6-2, 250.
- (A) STEVE PELLUER**
QB, Washington, 6-4, 204. (From Tampa Bay for DANNY SPRADLIN)
(B) NORM GRANGER
RB, Iowa, 5-9, 217.
- (A) EUGENE LOCKHART**
LB, Houston, 6-2, 228. (From Chicago for JAY SALDI)
(B) JOE LEVELIS
OG, Iowa, 6-3, 270.
- ED MARTIN**
LB, Indiana State, 6-3, 218.
- MIKE REVELL**
RB, Bethune Cookman, 5-11, 197.
- (A) JOHN HUNT**
OL, Florida, 6-4, 262. (From Colts for RAUL ALLEGRE)
(B) NEAL MAUNE
OL, Notre Dame, 6-4, 249.
- BRIAN SALONEN**
TE, Montana, 6-3, 227.
- DOWE AUGHTMAN**
DL, Auburn, 6-2, 272.
- CARL LEWIS**
WR, Houston, 6-3, 187.

1985

(Drafted Alternately, 17th, 16th, 20th, 19th, 18th)

- KEVIN BROOKS**
DE, Michigan, 6-7, 265
- JESSE PENN**
LB, Virginia Tech, 6-3, 255
- CRAWFORD KER**
G, Florida, 6-4, 290
- ROBERT LAVETTE**
RB, Georgia Tech, 5-11, 195


- (A) HERSCHEL WALKER**
RB, Georgia, 6-1, 224 (from Houston for Butch Johnson)
(B) MATT DARWIN
C/G, Texas A&M, 6-4, 265 (from Cleveland thru Buffalo for Rod Hill)
- (A) KURT PLOEGER**
DT, Gustavus Adolphus, 6-5, 250 (from Indianapolis for Steve Wright)
(B) MATT MORAN
C/G, Stanford, 6-4, 265
- (A) KARL POWE**
WR, Alabama State, 6-2, 175 (from San Diego thru Kansas City for Lawrence Ricks)
(B) JIM HERRMANN
DE, Brigham Young, 6-6, 265
- LEON GONZALEZ**
WR, Bethune-Cookman, 5-10, 160
- SCOTT STRASBURGER**
LB, Nebraska, 6-1, 220
- JOE JONES**
TE, Virginia Tech, 6-4, 245
- NEAL DELLOCONO**
LB, UCLA, 6-1, 220
- KARL JORDAN**
LB, Vanderbilt, 6-2, 245

1986

(Drafted Alternately, 21st, 20th, 19th, 18th)

- MIKE SHERRARD**
WR, UCLA, 6-2, 185
- DARRYL CLACK**
RB, Arizona State, 5-10, 207
- MARK WALEN**
DT, UCLA, 6-5, 265
- MAX ZENDEJAS**
K, Arizona, 5-11, 184
- (A) THORNTON CHANDLER**
TE, Alabama, 6-5, 238 (from Buffalo for Rod Hill)
(B) STAN GELBAUGH
QB, Maryland, 6-3, 207 (from Detroit for Angelo King)
(C) LLOYD YANCEY
G, Temple, 6-4, 275
- JOHNNY HOLLOWAY**
DB, Kansas, 5-11, 181
- TOPPER CLEMONS**
RB, Wake Forest, 5-11, 205
- JOHN IONATA**
G, Florida State, 6-2, 280
- BRYAN CHESTER**
G, Texas, 6-4, 260
- GARTH JAX**
LB, Florida State, 6-2, 225
- (A) CHRIS DULIBAN**
LB, Texas, 6-2, 216 (from Buf-fo' for Rod Hill)
(B) TONY FLACK
DB, Georgia, 6-1, 184

THE OPPONENTS



BILL BATES

Atlanta Falcons

(Dallas Leads Series, 8-1)

Year	Site	Winner-Score	Att.
1966	Atlanta	Dallas, 47-14	56,990
1967	Dallas	Dallas, 37-7	54,751
1969	Atlanta	Dallas, 24-17	54,833
1970	Dallas	Dallas, 13-0	53,611
1974	Atlanta	Dallas, 24-0	52,322
1976	Atlanta	Atlanta, 17-10	54,972
1978†	Dallas	Dallas, 27-20	60,338
1981†	Atlanta	Dallas, 30-27	60,022
1985	Dallas	Dallas, 24-10	57,941

1986 Sept. 21 at Dallas

†NFC Divisional Playoffs

ATLANTA FALCONS

'85 Results (4-12)

27	Detroit	28
16	@ S. Fran.	35
28	Denver	44
6	@ L.A. Rams	17
17	San Francisco	38
26	@ Seattle	30
31	New Orleans	24
10	@ Dallas	21
10	Washington	44
17	@ Phila. (OT)	23
30	L.A. Rams	14
0	@ Chicago	36
24	L.A. Raiders	34
10	@ Kansas City	38
14	Minnesota	13
16	@ N. Orleans	10
282		452

'86 Schedule

Sept. 7	@ N. Orl.
Sept. 14	—St. Louis
Sept. 21	—@ DAL.
Sept. 28	—@ T. Bay
Oct. 5	—Philadelphia
Oct. 12	—L.A. Rams
Oct. 19	—S. Francisco
Oct. 26	—Raiders
Nov. 2	—@ N. Eng.
Nov. 9	—N.Y. Jets
Nov. 16	—Chicago
Nov. 23	—@ S. Fran.
Nov. 30	—@ Miami
Dec. 7	—Indianapolis
Dec. 14	—N. Orleans
Dec. 21	—@ Detroit

Chicago Bears

(Dallas Leads Series, 8-4)

Year	Site	Winner-Score	Att.
1960	Chicago	Chicago, 17-7	39,951
1962	Dallas	Chicago, 34-33	12,692
1964	Chicago	Dallas, 24-10	47,527
1968	Chicago	Dallas, 34-3	46,667
1971	Chicago	Chicago, 23-19	55,049
1973	Chicago	Dallas, 20-17	55,701
1976	Dallas	Dallas, 31-21	61,346
1977*	Dallas	Dallas, 37-7	62,920
1979	Dallas	Dallas, 24-20	64,056
1981	Dallas	Dallas, 10-0	63,499
1984	Chicago	Dallas, 23-14	63,623
1985	Dallas	Chicago, 44-0	63,855

1986 Dec. 21 at Dallas

*NFC Divisional Playoffs

CHICAGO BEARS

'85 Results (15-1)

38	Tampa Bay	28
20	New England	7
33	@ Minnesota	24
45	Washington	10
27	@ Tampa Bay	19
26	@ S. Fran.	10
23	Green Bay	7
27	Minnesota	9
16	@ Green Bay	10
24	Detroit	3
44	@ DALLAS	0
36	Atlanta	0
24	@ Miami	38
17	Indianapolis	10
19	@ N.Y. Jets	6
37	@ Detroit	17
456		198

'86 Schedule

Sept. 7	—Cleveland
Sept. 14	—Phila.
Sept. 22	—@ G. Bay
Sept. 28	—@ Cinci.
Oct. 5	—Minnesota
Oct. 12	—@ Houston
Oct. 19	—@ Minn.
Oct. 26	—Detroit
Nov. 3	—L.A. Rams
Nov. 9	—@ T. Bay
Nov. 16	—@ Atlanta
Nov. 23	—Green Bay
Nov. 30	—Pittsburgh
Dec. 7	—Tampa Bay
Dec. 15	—@ Detroit
Dec. 21	—@ DALLAS

Buffalo Bills

(Dallas Leads Series, 3-1)

Year	Site	Winner-Score	Att.
1971	Buffalo	Dallas, 49-37	46,206
1976	Dallas	Dallas, 17-10	51,779
1981	Dallas	Dallas, 27-14	62,583
1984	Buffalo	Buffalo, 14-3	74,391

Cincinnati Bengals

(Dallas Leads Series, 2-1)

Year	Site	Winner-Score	Att.
1973	Dallas	Dallas, 38-10	58,802
1979	Dallas	Dallas, 38-13	63,179
1985	Cincinnati	Cinci., 50-24	56,936

Cleveland Browns

(Cleveland Leads Series, 15-9)

Year	Site	Winner-Score	Att.
1960	Dallas	Cleve., 48-7	28,500
1961	Cleve.	Cleve., 25-7	43,638
1961	Dallas	Cleve., 38-17	23,500
1962	Cleve.	Cleve., 19-10	44,040
1962	Dallas	Dallas, 45-21	24,226
1963	Dallas	Cleve., 41-24	28,710
1963	Cleve.	Cleve., 27-17	55,096
1964	Cleve.	Cleve., 27-6	72,062
1964	Dallas	Cleve., 20-16	37,456
1965	Cleve.	Cleve., 23-17	80,451
1965	Dallas	Cleve., 24-17	76,251
1966	Cleve.	Cleve., 30-21	84,721

Continued

Cleveland Browns Cont.

1966	Dallas	Dallas, 26-14	80,259
1967	Cleve.	Dallas, 21-14	81,039
1967*	Dallas	Dallas, 52-14	70,786
1968	Dallas	Dallas, 28-7	68,733
1968*	Cleve.	Cleve., 31-20	81,497
1969	Cleve.	Cleve., 42-10	84,850
1969*	Dallas	Cleve., 38-14	69,321
1970	Cleve.	Dallas, 6-2	75,458
1974	Dallas	Dallas, 41-17	48,754
1979	Cleve.	Cleve., 26-7	80,123
1982	Dallas	Dallas, 31-14	46,267
1985	Dallas	Dallas, 20-7	61,456

*Eastern Conference Championship Game

Denver Broncos

(Dallas Leads Series, 3-1)

Year	Site	Winner-Score	Att.
1973	Denver	Dallas, 22-10	51,706
1977	Dallas	Dallas, 14-6	63,752
1978*	N. Orleans	Dallas, 27-10	76,400
1980	Denver	Denver, 41-20	74,919

1986 Oct. 5 at Denver

*Super Bowl XII, Jan. 15, 1978

DENVER BRONCOS

'85 Results (11-5)	'86 Schedule
16 @ L.A. Rams 20	Sept. 7—Raiders
34 New Orleans 23	Sept. 15—@ Pitts.
44 @ Atlanta 28	Sept. 21—@ Phila.
26 Miami 30	Sept. 28—New Eng.
31 Houston 20	Oct. 5—DALLAS
15 @ Indpls. 10	Oct. 12—@ S. Diego
13 Seattle (OT) 10	Oct. 20—@ N.Y. J.
30 @ Kansas City 10	Oct. 26—Seattle
10 @ San Diego 30	Nov. 2—@ Raiders
17 S. Francisco 16	Nov. 9—San Diego
30 S. Diego (OT) 24	Nov. 16—Kansas City
28 @ Raiders (OT) 31	Nov. 23—@ N.Y. G.
51 @ Pittsburgh 23	Nov. 30—Cinci.
14 Raiders (OT) 17	Dec. 7—@ Kan. City
14 Kansas City 13	Dec. 13—Wash.
27 @ Seattle 24	Dec. 20—@ Seattle
380	329

Detroit Lions

(Dallas Leads Series, 6-3)

Year	Site	Winner-Score	Att.
1960	Detroit	Detroit, 23-14	43,272
1963	Dallas	Dallas, 17-14	27,264
1968	Dallas	Dallas, 59-13	61,382
1970*	Dallas	Dallas, 5-0	73,167

Detroit Lions Cont.

1972	Dallas	Dallas, 28-24	65,378
1975	Detroit	Dallas, 36-10	79,784
1977	Dallas	Dallas, 37-0	63,160
1981	Detroit	Detroit, 27-24	79,694
1985	Detroit	Detroit, 26-21	72,985

1986 Sept. 14 at Detroit

*Divisional Playoff Game

DETROIT LIONS

'85 Results (7-9)	'86 Schedule
28 @ Atlanta 27	Sept. 7—@ Minn.
26 Dallas 21	Sept. 14—DALLAS
6 @ Indpls. 14	Sept. 21—T. Bay
30 Tampa Bay 9	Sept. 28—@ Cleve.
10 @ Green Bay 43	Oct. 5—Houston
3 @ Washington 24	Oct. 12—@ G. Bay
23 San Francisco 21	Oct. 19—@ Rams
31 Miami 21	Oct. 26—@ Chicago
13 @ Minnesota 16	Nov. 2—Cincinnati
3 @ Chicago 24	Nov. 9—Minnesota
41 Minnesota 21	Nov. 16—@ Phila.
16 @ T. Bay (OT) 19	Nov. 23—@ T. Bay
31 N.Y. Jets 20	Nov. 27—Green Bay
6 @ N. England 23	Dec. 7—@ Pitts.
23 Green Bay 26	Dec. 15—Chicago
17 Chicago 37	Dec. 21—Atlanta
307	366

Green Bay Packers

(Green Bay Leads Series, 8-5)

Year	Site	Winner-Score	Att.
1960	Green Bay	Gr. Bay, 41-7	32,294
1964	Dallas	Gr. Bay, 45-21	44,975
1965	Milw.	Gr. Bay, 13-3	48,311
1966*	Dallas	Gr. Bay, 34-27	75,504
1967*	Green Bay	Gr. Bay, 21-17	50,861
1968	Dallas	Gr. Bay, 28-17	74,604
1970	Dallas	Dallas, 16-3	67,182
1972	Milw.	Gr. Bay, 16-14	47,103
1975	Dallas	Gr. Bay, 19-17	64,934
1978	Milw.	Dallas, 42-14	55,256
1981	Milw.	Dallas, 28-7	54,776
1982**	Dallas	Dallas, 37-26	63,972
1984	Dallas	Dallas, 20-6	64,222

*NFL Championship Game

**Super Bowl Tournament

Houston Oilers

(Dallas Leads Series, 4-1)

Year	Site	Winner-Score	Att.
1970	Dallas	Dallas, 52-10	50,504

Continued

Houston Oilers Cont.

1974	Houston	Dallas, 10-0	49,775
1979	Dallas	Houston, 30-24	63,897
1982	Houston	Dallas, 37-7	51,808
1985	Houston	Dallas, 17-10	49,686

L. A. Rams Cont.

1983§	Dallas	L.A., 24-17	43,521
1984	L.A.	Dallas, 20-13	65,403
1985†	L.A.	L.A., 20-0	66,351

1986 Dec. 7 at Los Angeles

§Wild Card Game

†Divisional Playoff Game

‡NFC Championship Game

Indianapolis Colts

(Dallas Leads Series, 6-3)

Year	Site	Winner-Score	Att.
1960	Dallas	Balt., 45-7	25,500
1967	Balt.	Balt., 23-17	60,238
1969	Dallas	Dallas, 27-10	63,191
1970†	Miami	Balt., 16-13	80,055
1972	Balt.	Dallas, 21-0	58,992
1976	Dallas	Dallas, 30-27	64,237
1978	Dallas	Dallas, 38-0	64,224
1981	Balt.	Dallas, 37-13	54,871
1984	Dallas	Dallas, 22-3	58,724

†Super Bowl Jan. 17, 1971

Kansas City Chiefs

(Dallas Leads Series, 2-1)

Year	Site	Winner-Score	Att.
1970	Kan. City	Dallas, 27-16	51,158
1975	Dallas	Kan. City, 34-31	63,539
1983	Dallas	Dallas, 41-21	64,103

L. A. Rams

(Series Tied, 10-10)

Year	Site	Winner-Score	Att.
1960	Dallas	L.A., 38-13	16,000
1962	L.A.	Dallas, 27-17	26,907
1967	Dallas	L.A., 35-13	75,229
1969	L.A.	L.A., 24-23	79,105
1971	Dallas	Dallas, 28-21	66,595
1973	L.A.	L.A., 37-31	81,428
1973†	Dallas	Dallas, 27-16	64,291
1975	Dallas	Dallas, 18-7	49,091
1975‡	L.A.	Dallas, 37-7	84,483
1976†	Dallas	L.A., 14-12	62,436
1978	L.A.	L.A., 27-14	65,749
1978‡	L.A.	Dallas, 28-0	67,470
1979	Dallas	Dallas, 30-6	64,462
1979†	Dallas	L.A., 21-19	64,792
1980	L.A.	L.A., 38-14	62,548
1980§	Dallas	Dallas, 34-13	64,533
1981	Dallas	Dallas, 29-17	64,649

Continued

LOS ANGELES RAMS

'85 Results (11-5)	'86 Schedule
20 Denver 16	Sept. 7—@ St. L.
17 @ Phila. 6	Sept. 14—S. Fran.
35 @ Seattle 24	Sept. 21—@ Indpls.
17 Atlanta 6	Sept. 28—@ Phila.
13 Minnesota 10	Oct. 5—Tampa Bay
31 @ Tampa Bay 27	Oct. 12—@ Atlanta
16 @ Kansas City 0	Oct. 19—Detroit
14 San Francisco 28	Oct. 26—Atlanta
28 @ N. Orleans 10	Nov. 3—@ Chicago
19 @ N.Y. Gts. 24	Nov. 9—@ New Or.
14 @ Atlanta 30	Nov. 16—New Eng.
34 Green Bay 17	Nov. 23—New Or.
3 New Orleans 29	Nov. 30—@ N.Y. J.
27 @ San Fran. 20	Dec. 7—DALLAS
46 St. Louis 14	Dec. 14—Miami
6 L.A. Raiders 16	Dec. 19—@ S. Fran.
340	277

L. A. Raiders

(L.A. Leads Series, 2-1)

Year	Site	Winner-Score	Att.
1974	Oakland	Oakland, 27-23	45,850
1980	Oakland	Dallas, 19-13	53,194
1983	Dallas	L.A., 40-38	64,991

1986 Nov. 9 at Dallas

LOS ANGELES RAIDERS

'85 Results (12-4)	'86 Schedule
31 N.Y. Jets 0	Sept. 7—@ Denver
20 @ Kansas City 36	Sept. 14—@ Wash.
10 San Francisco 34	Sept. 21—N.Y. Gts.
35 @ N. England 20	Sept. 28—San Diego
19 Kansas City 10	Oct. 5—@ Kan. City
23 New Orleans 13	Oct. 12—Seattle
21 @ Cleveland 20	Oct. 19—@ Miami
34 San Diego 21	Oct. 26—@ Houston
3 @ Seattle 33	Nov. 2—Denver
34 @ S. D. (OT) 40	Nov. 9—@ DALLAS
13 Cincinnati 6	Nov. 16—Cleveland
31 Denver (OT) 28	Nov. 20—@ S. Diego
34 @ Atlanta 24	Nov. 30—Phila.
17 @ Denver (OT) 14	Dec. 8—@ Seattle
13 Seattle 3	Dec. 14—Kan. City
16 @ L.A. Rams 6	Dec. 21—Indpls.
354	308

Miami Dolphins

(Miami Leads Series, 3-2)

Year	Site	Winner-Score	Att.
1971*	N. Orleans	Dallas, 24-3	81,035
1973	Dallas	Miami, 14-7	64,100
1978	Miami	Miami, 23-16	69,414
1981	Dallas	Dallas, 28-27	64,221
1984	Miami	Miami, 28-21	74,139

*Super Bowl VI, Jan. 16, 1972

Minnesota Vikings

(Dallas Leads Series, 10-5)

Year	Site	Winner-Score	Att.
1961	Dallas	Dallas, 21-7	20,500
1961	Minn.	Dallas, 28-0	33,070
1966	Dallas	Dallas, 28-17	64,116
1968	Dallas	Dallas, 20-7	47,644
1970	Minn.	Minn., 54-13	47,900
1971*	Minn.	Dallas, 20-12	49,100
1973†	Dallas	Minn., 27-10	64,524
1974	Dallas	Minn., 23-21	57,847
1975*	Minn.	Dallas, 17-14	48,341
1977	Minn.	Dallas, 16-10(OT)	47,678
1977†	Dallas	Dallas, 23-6	61,968
1978	Dallas	Minn., 21-10	61,848
1979	Minn.	Dallas, 36-20	47,572
1982	Minn.	Minn., 31-27	60,007
1983	Minn.	Dallas, 37-24	60,774

*Divisional Playoff Game

†NFC Championship Game

New England Patriots

(Dallas Leads Series, 5-0)

Year	Site	Winner-Score	Att.
1971	Dallas	Dallas, 44-21	65,708
1975	N. Eng.	Dallas, 34-31	60,905
1978	Dallas	Dallas, 17-10	63,263
1981	N. Eng.	Dallas, 35-21	60,311
1984	Dallas	Dallas, 20-17	55,341

New Orleans Saints

(Dallas Leads Series, 11-1)

Year	Site	Winner-Score	Att.
1967	Dallas	Dallas, 14-10	52,562

New Orleans Saints Cont.

1967	N. O.	Dallas, 27-10	83,437
1968	N. O.	Dallas, 17-3	84,728
1969	N. O.	Dallas, 21-17	79,567
1969	Dallas	Dallas, 33-17	68,282
1971	N. O.	N. O., 24-14	83,088
1973	Dallas	Dallas, 40-3	53,972
1976	N. O.	Dallas, 24-6	61,413
1978	Dallas	Dallas, 27-7	57,920
1982	Dallas	Dallas, 21-7	64,506
1983	Dallas	Dallas, 21-20	62,136
1984	Dallas	Dallas, 30-27(OT)	50,966

New York Giants

(Dallas Leads Series, 32-13-2)

Year	Site	Winner-Score	Att.
1960	New York	Tie, 31-31	55,033
1961	Dallas	New York, 31-10	41,500
1961	New York	Dallas, 17-16	60,254
1962	Dallas	New York, 41-10	45,668
1962	New York	New York, 41-31	62,694
1963	New York	New York, 37-21	62,889
1963	Dallas	New York, 34-27	29,635
1964	Dallas	Tie, 13-13	33,225
1964	New York	Dallas, 31-21	63,031
1965	Dallas	Dallas, 31-2	59,366
1965	New York	Dallas, 38-20	62,871
1966	Dallas	Dallas, 52-7	60,010
1966	New York	Dallas, 17-7	62,735
1967	Dallas	Dallas, 38-24	66,209
1968	Dallas	New York, 27-21	72,163
1968	New York	Dallas, 28-10	62,617
1969	Dallas	Dallas, 25-3	58,964
1970	Dallas	Dallas, 28-10	57,236
1970	New York	New York, 23-20	62,938
1971	Dallas	Dallas, 20-13	68,378
1971	New York	Dallas, 42-14	62,815
1972	New York	Dallas, 23-14	62,725
1972	Dallas	New York, 23-3	64,602
1973	Dallas	Dallas, 45-28	64,898
1973	N. Haven	Dallas, 23-10	70,128
1974	Dallas	New York, 14-6	46,353
1974	N. Haven	Dallas, 21-7	61,191
1975	New York	Dallas, 13-7	56,511
1975	Dallas	Dallas, 14-3	53,329
1976	New York	Dallas, 24-14	76,042
1976	Dallas	Dallas, 9-3	58,870
1977	Dallas	Dallas, 41-21	64,215
1977	New York	Dallas, 24-10	74,532
1978	New York	Dallas, 34-24	73,265
1978	Dallas	Dallas, 24-3	64,869
1979	New York	Dallas, 16-14	76,490

Continued

New York Giants Cont.

1979	Dallas	Dallas, 28-7	63,787
1980	Dallas	Dallas, 24-3	59,126
1980	New York	New York, 38-35	68,343
1981	Dallas	Dallas, 18-10	63,449
1981	New York	N.Y., 13-10 (OT)	73,009
1983	Dallas	Dallas, 28-13	62,347
1983	New York	Dallas, 38-20	76,142
1984	New York	New York, 28-7	75,921
1984	Dallas	New York, 19-7	60,235
1985	New York	Dallas, 30-29	74,981
1985	Dallas	Dallas, 28-21	62,310

1986 Sept. 8 at Dallas
 1986 Nov. 2 at New York

N.Y. GIANTS

'85 Results (10-6)

21	Philadelphia	0
20	@ Green Bay	23
27	St. Louis	17
16	@ Phila. (OT)	10
29	DALLAS	30
30	@ Cincinnati	35
17	Washington	3
21	@ N. Orleans	13
22	Tampa Bay	20
24	L.A. Rams	19
21	@ Washington	23
34	@ St. Louis	3
33	Cleveland	35
35	@ Houston	14
21	@ DALLAS	28
28	Pittsburgh	10
399		283

'86 Schedule

Sept. 8—@ DALLAS
Sept. 14—San Diego
Sept. 21—@ Raiders
Sept. 28—New Orls.
Oct. 5—@ St. Louis
Oct. 12—Phila.
Oct. 19—@ Seattle
Oct. 27—Washington
Nov. 2—DALLAS
Nov. 9—@ Phila.
Nov. 16—@ Minn.
Nov. 23—Denver
Dec. 1—@ S. Fran.
Dec. 7—@ Wash.
Dec. 14—St. Louis
Dec. 20—Green Bay

New York Jets

(Dallas Leads Series, 3-0)

Year	Site	Winner-Score	Att.
1971	Dallas	Dallas, 52-10	66,689
1975	New York	Dallas, 31-21	37,279
1978	New York	Dallas, 30-7	52,532



Philadelphia Eagles

(Dallas Leads Series, 34-17)

Year	Site	Winner-Score	Att.
1960	Dallas	Phil., 27-25	18,500
1961	Dallas	Phil., 43-7	25,000
1961	Phil.	Phil., 35-13	60,127
1962	Dallas	Dallas, 41-19	18,645
1962	Phil.	Phil., 28-14	58,070
1963	Phil.	Phil., 24-21	60,671
1963	Dallas	Dallas, 27-20	23,694
1964	Dallas	Phil., 17-14	55,972
1964	Phil.	Phil., 24-14	60,671
1965	Dallas	Phil., 35-24	56,249
1965	Phil.	Dallas, 21-19	54,714
1966	Dallas	Dallas, 56-7	69,372
1966	Phil.	Phil., 24-23	60,658
1967	Phil.	Phil., 21-14	60,740
1967	Dallas	Dallas, 38-17	55,834
1968	Phil.	Dallas, 45-13	60,858
1968	Dallas	Dallas, 34-14	72,083
1969	Phil.	Dallas, 38-7	60,658
1969	Dallas	Dallas, 49-14	71,509
1970	Phil.	Dallas, 17-7	59,728
1970	Dallas	Dallas, 21-17	55,736
1971	Phil.	Dallas, 42-7	65,358
1971	Dallas	Dallas, 20-7	60,178
1972	Dallas	Dallas, 28-6	55,850
1972	Phil.	Dallas, 28-7	65,720
1973	Phil.	Phil., 30-16	65,954
1973	Dallas	Dallas, 31-10	61,985
1974	Phil.	Phil., 13-10	64,088
1974	Dallas	Dallas, 31-24	43,586
1975	Phil.	Dallas, 20-17	64,889
1975	Dallas	Dallas, 27-17	57,893
1976	Dallas	Dallas, 27-7	54,052
1976	Phil.	Dallas, 26-7	55,072
1977	Phil.	Dallas, 16-10	65,507
1977	Dallas	Dallas, 24-14	60,289
1978	Dallas	Dallas, 14-7	60,525
1978	Phil.	Dallas, 31-13	64,667
1979	Dallas	Phil., 31-21	62,417
1979	Phil.	Dallas, 24-17	71,434
1980	Phil.	Phil., 17-10	70,696
1980	Dallas	Dallas, 35-27	62,548
1981†	Phil.	Phil., 20-7	70,696
1981	Phil.	Dallas, 17-14	72,111
1981	Dallas	Dallas, 21-10	64,955
1982	Dallas	Phil., 24-20	46,199
1983	Dallas	Dallas, 37-7	63,070
1983	Phil.	Dallas, 27-20	71,236
1984	Dallas	Dallas, 23-17	64,521

Continued

Philadelphia Eagles Cont.

1984	Phil.	Dallas, 26-10	66,322
1985	Phil.	Phil., 16-14	70,114
1985	Dallas	Dallas, 34-17	54,047

1986 Oct. 19 at Philadelphia

1986 Dec. 14 at Dallas

†NFC Championship Game

PHILADELPHIA EAGLES

'85 Results (7-9)

0	@ N.Y. Giants	21
6	L.A. Rams	17
19	@ Washington	6
10	N.Y. Gts. (OT)	16
21	@ N. Orleans	23
30	St. Louis	7
16	DALLAS	14
21	Buffalo	17
13	@ San Fran.	24
23	Atlanta (OT)	17
24	@ St. Louis	34
17	@ DALLAS	14
23	Minnesota	28
12	Washington	17
14	@ San Diego	20
37	@ Minnesota	35
286		310

'86 Schedule

Sept. 7—	@ Wash.
Sept. 14—	@ Chi.
Sept. 21—	Denver
Sept. 28—	L.A. Rams
Oct. 5—	@ Atlanta
Oct. 12—	@ N.Y. G.
Oct. 19—	DALLAS
Oct. 26—	San Diego
Nov. 2—	@ St. Louis
Nov. 9—	N.Y. Giants
Nov. 16—	Detroit
Nov. 23—	@ Seattle
Nov. 30—	@ Raiders
Dec. 7—	St. Louis
Dec. 14—	@ DAL.
Dec. 21—	Wash.

Pittsburgh Steelers

(Pittsburgh Leads Series, 12-11)

Year	Site	Winner-Score	Att.
1960	Dallas	Pitts., 35-28	30,000
1961	Dallas	Dallas, 27-24	23,500
1961	Pitts.	Pitts., 37-7	17,519
1962	Dallas	Pitts., 30-28	19,478
1962	Pitts.	Dallas, 42-27	23,106
1963	Pitts.	Pitts., 27-21	19,047
1963	Dallas	Pitts., 24-19	24,136
1964	Pitts.	Pitts., 23-17	35,594
1964	Dallas	Dallas, 17-14	35,271
1965	Pitts.	Pitts., 22-13	37,804
1965	Dallas	Dallas, 24-17	57,293
1966	Dallas	Dallas, 52-21	58,453
1966	Pitts.	Dallas, 20-7	42,185
1967	Pitts.	Dallas, 24-21	39,641
1968	Dallas	Dallas, 28-7	55,069
1969	Pitts.	Dallas, 10-7	24,990
1972	Dallas	Dallas, 17-13	65,682
1975*	Miami	Pitts., 21-17	80,187
1977	Pitts.	Pitts., 28-13	49,761
1978†	Miami	Pitts., 35-31	78,656
1979	Pitts.	Pitts., 14-3	50,199

Pittsburgh Steelers Cont.

1982	Dallas	Pitts., 36-28	63,431
1985	Dallas	Dallas, 27-13	62,932

*Super Bowl X, Jan. 18, 1976

†Super Bowl XIII, Jan. 21, 1979

St. Louis Cardinals

(Dallas Leads Series, 29-17-1)

Year	Site	Winner-Score	Att.
1960	St. Louis	St. Louis, 12-10	23,128
1961	Dallas	St. Louis, 31-17	20,500
1961	St. Louis	St. Louis, 31-13	15,384
1962	Dallas	St. Louis, 28-24	16,027
1962	St. Louis	St. Louis, 52-20	14,201
1963	Dallas	St. Louis, 34-7	36,432
1963	St. Louis	Dallas, 28-24	12,695
1964	Dallas	St. Louis, 16-6	36,605
1964	St. Louis	Dallas, 31-13	28,253
1965	St. Louis	St. Louis, 20-13	32,034
1965	Dallas	Dallas, 27-13	38,499
1966	St. Louis	Tie, 10-10	50,673
1966	Dallas	Dallas, 31-17	76,965
1967	Dallas	Dallas, 46-21	68,787
1968	Dallas	Dallas, 27-10	48,296
1969	Dallas	Dallas, 24-3	62,134
1970	St. Louis	St. Louis, 20-7	50,780
1970	Dallas	St. Louis, 38-0	69,323
1971	St. Louis	Dallas, 16-13	50,486
1971	Dallas	Dallas, 31-12	66,672
1972	Dallas	Dallas, 33-24	65,218
1972	St. Louis	Dallas, 27-6	49,787
1973	Dallas	Dallas, 45-10	64,729
1973	St. Louis	Dallas, 30-3	43,946
1974	St. Louis	St. Louis, 31-28	49,885
1974	Dallas	Dallas, 17-14	64,146
1975	Dallas	Dallas, 37-31	52,417
1975	St. Louis	St. Louis, 31-17	49,701
1976	St. Louis	St. Louis, 21-17	50,317
1976	Dallas	Dallas, 19-14	62,498
1977	St. Louis	Dallas, 30-24	50,129
1977	Dallas	St. Louis, 24-17	64,038
1978	Dallas	Dallas, 21-12	62,760
1978	St. Louis	Dallas, 24-21 (OT)	48,991
1979	St. Louis	Dallas, 22-21	50,855
1979	Dallas	Dallas, 22-13	64,300
1980	St. Louis	Dallas, 27-24	50,701
1980	Dallas	Dallas, 31-21	52,567
1981	Dallas	Dallas, 30-17	63,602
1981	St. Louis	St. Louis, 20-17	49,777
1982	St. Louis	Dallas, 24-7	50,705

Continued

Continued

St. Louis Cardinals Cont.

1983	St. Louis	Dallas, 34-17	48,532
1983	Dallas	Dallas, 35-17	60,764
1984	Dallas	St. Louis, 31-20	61,438
1984	St. Louis	Dallas, 24-17	48,721
1985	St. Louis	St. Louis, 21-10	49,747
1985	Dallas	Dallas, 35-17	54,125

1986 Sept. 29 at St. Louis
 1986 Oct. 26 at Dallas

ST. LOUIS CARDINALS

'85 Results (5-11)		'86 Schedule	
27	@ Cleveland	24	Sept. 7—L.A. Rams
41	Cincinnati	27	Sept. 14—@ Atlanta
17	@ N.Y. Gts.	27	Sept. 21—@ Buffalo
43	Green Bay	28	Sept. 29—DALLAS
10	@ Washington	27	Oct. 5—N.Y. Giants
7	@ Phila.	30	Oct. 12—@ T. Bay
10	@ Pittsburgh	23	Oct. 19—@ Wash.
10	Houston	20	Oct. 26—@ DALLAS
21	DALLAS	10	Nov. 2—Philadelphia
0	@ Tampa Bay	16	Nov. 9—@ S. Fran.
14	Philadelphia	24	Nov. 16—N. Orleans
3	N.Y. Giants	34	Nov. 23—Kan. City
17	@ DALLAS	35	Nov. 30—Washington
28	New Orleans	16	Dec. 7—@ Phila.
14	@ L.A. Rams	46	Dec. 14—@ N.Y. G.
16	Washington	27	Dec. 21—@ Tampa Bay
278		414	

San Diego Chargers

(Dallas Leads Series, 2-1)

Year	Site	Winner-Score	Att.
1972	San Diego	Dallas, 34-28	54,476
1980	Dallas	Dallas, 42-31	60,639
1983	San Diego	San Diego, 24-23	46,192

1986 Nov. 16 at San Diego

SAN DIEGO CHARGERS

'85 Results (8-8)		'86 Schedule	
14	@ Buffalo	9	Sept. 7—Miami
35	Seattle	49	Sept. 14—@ N.Y. G.
44	@ Cincinnati	41	Sept. 21—Wash.
7	Cleveland	21	Sept. 28—@ Raiders
21	@ Seattle	26	Oct. 6—@ Seattle
31	Kansas City	20	Oct. 12—Denver
17	@ Minnesota	21	Oct. 19—@ K. City
21	@ Raiders	34	Oct. 26—Phila.
30	Denver	10	Nov. 2—Kansas City
40	Raiders (OT)	34	Nov. 9—@ Denver
24	@ Denver (OT)	30	Nov. 16—DALLAS
35	@ Houston	37	Nov. 20—Raiders
40	Raiders (OT)	34	Nov. 30—@ Indpls.
54	Pittsburgh	44	Dec. 7—Houston
20	Philadelphia	14	Dec. 14—Seattle
34	@ Kansas City	38	Dec. 21—@ Cleve.
467		435	

San Francisco 49ers

(Series Tied, 8-8-1)

Year	Site	Winner-Score	Att.
1960	Dallas	San Fran., 26-14	10,000
1963	San Fran.	San Fran., 21-24	29,563
1965	Dallas	Dallas, 39-31	33,677
1967	San Fran.	San Fran., 24-16	27,182
1969	Dallas	Tie, 24-24	62,348
1970*	San Fran.	Dallas, 17-10	59,625
1971†	Dallas	Dallas, 14-3	66,311
1972	Dallas	San Fran., 31-10	65,124
1972*	San Fran.	Dallas, 30-28	61,214
1974	Dallas	Dallas, 20-14	50,018
1977	San Fran.	Dallas, 42-35	55,848
1979	San Fran.	Dallas, 21-13	56,728
1980	Dallas	Dallas, 59-14	63,399
1981	San Fran.	San Fran., 45-14	57,574
1981†	San Fran.	San Fran., 28-27	60,525
1983	San Fran.	San Fran., 42-17	59,957
1985	San Fran.	San Fran., 31-16	60,114

*Divisional Playoff Game
 †NFC Championship Game

Seattle Seahawks

(Dallas Leads Series, 3-0)

Year	Site	Winner-Score	Att.
1976	Seattle	Dallas, 28-13	62,027
1980	Dallas	Dallas, 51-7	57,540
1983	Seattle	Dallas, 35-10	63,352

1986 Nov. 27 at Dallas

SEATTLE SEAHAWKS

'85 Results (8-8)		'86 Schedule	
28	@ Cincinnati	24	Sept. 7—Pittsburgh
49	@ San Diego	35	Sept. 14—Kan. City
24	L.A. Rams	35	Sept. 21—@ N. Eng.
7	@ Kansas City	28	Sept. 28—@ Wash.
26	San Diego	21	Oct. 6—San Diego
30	Atlanta	26	Oct. 12—@ Raiders
10	@ Denver (OT)	13	Oct. 19—N.Y. Giants
14	@ N.Y. Jets	17	Oct. 26—@ Denver
33	L.A. Raiders	3	Nov. 2—N.Y. Jets
27	@ N. Orleans	3	Nov. 9—@ Kan. City
13	New England	20	Nov. 16—@ Cinc.
6	@ S. Francisco	19	Nov. 23—Phila.
24	Kansas City	6	Nov. 27—@ DAL.
31	Cleveland	13	Dec. 8—Raiders
3	@ Raiders	13	Dec. 14—@ S. Diego
24	Denver	27	Dec. 20—Denver
349		303	

Tampa Bay Buccaneers

(Dallas Leads Series, 6-0)

Year	Site	Winner-Score	Att.
1977	Dallas	Dallas, 23-7	55,316
1980	Dallas	Dallas, 28-17	62,750
1981*	Dallas	Dallas, 38-0	64,848
1982	Dallas	Dallas, 14-9	49,578
1982**	Dallas	Dallas, 30-17	65,042
1983	Dallas	Dallas, 27-24 (OT)	63,308

*Divisional Playoff

**Super Bowl Tournament

Washington Redskins

(Dallas Leads Series, 30-20-2)

Year	Site	Winner-Score	Att.
1960	Wash.	Wash., 26-14	21,142
1961	Dallas	Tie, 28-28	17,500
1961	Wash.	Wash., 34-24	21,451
1962	Dallas	Tie, 35-35	15,730
1962	Wash.	Dallas, 38-10	49,888
1963	Wash.	Wash., 21-17	40,101
1963	Dallas	Dallas, 35-20	18,838
1964	Dallas	Dallas, 24-18	25,158
1964	Wash.	Wash., 28-16	49,219
1965	Dallas	Dallas, 27-7	61,577
1965	Wash.	Wash., 34-31	50,205
1966	Wash.	Dallas, 31-30	50,927
1966	Dallas	Wash., 34-31	64,198
1967	Wash.	Dallas, 17-14	50,566
1967	Dallas	Wash., 27-20	75,538
1968	Dallas	Dallas, 29-20	66,076
1968	Wash.	Dallas, 44-24	50,816
1969	Wash.	Dallas, 41-28	50,474
1969	Dallas	Dallas, 20-10	56,924
1970	Wash.	Dallas, 45-21	50,415
1970	Dallas	Dallas, 34-0	57,936
1971	Dallas	Wash., 20-16	72,000
1971	Wash.	Dallas, 13-0	53,041
1972	Wash.	Wash., 24-20	53,039
1972	Dallas	Dallas, 34-24	65,136
1972*	Wash.	Wash., 26-3	53,129
1973	Wash.	Wash., 14-7	54,314
1973	Dallas	Dallas, 27-7	64,458
1974	Wash.	Wash., 28-21	54,395
1974	Dallas	Dallas, 24-23	63,243
1975	Wash.	Wash, 30-24 (OT)	55,004

Washington Redskins Cont.

1975	Dallas	Dallas, 31-10	61,091
1976	Wash.	Dallas, 20-7	55,004
1976	Dallas	Wash., 27-14	59,916
1977	Dallas	Dallas, 34-16	62,115
1977	Wash.	Dallas, 14-7	55,031
1978	Wash.	Wash., 9-5	55,031
1978	Dallas	Dallas, 37-10	64,905
1979	Wash.	Wash., 34-20	55,031
1979	Dallas	Dallas, 35-34	62,867
1980	Wash.	Dallas, 17-3	55,045
1980	Dallas	Dallas, 14-10	58,809
1981	Wash.	Dallas, 26-10	55,045
1981	Dallas	Dallas, 24-10	64,583
1982	Wash.	Dallas, 24-10	54,633
1982*	Wash.	Wash., 31-17	55,045
1983	Wash.	Dallas, 31-30	55,045
1983	Dallas	Wash., 31-10	65,074
1984	Wash.	Wash., 34-14	55,431
1984	Dallas	Wash., 30-28	64,286
1985	Dallas	Dallas, 44-14	62,292
1985	Wash.	Dallas, 13-7	55,750

1986 Oct. 12 at Dallas

1986 Nov. 23 at Washington

*NFC Championship Game

WASHINGTON REDSKINS

'85 Results (10-6)

14	@ Dallas	44
16	Houston	13
6	Philadelphia	19
10	@ Chicago	45
27	St. Louis	10
24	Detroit	3
3	@ N.Y. Giants	17
14	@ Cleveland	7
44	@ Atlanta	10
7	DALLAS	13
23	N.Y. Giants	23
30	@ Pittsburgh	23
8	San Francisco	35
17	@ Phila.	12
27	Cincinnati	24
27	@ St. Louis	16
297		312

'86 Schedule

Sept. 7—Phila.
Sept. 14—Raiders
Sept. 21—@ S. Diego
Sept. 28—Seattle
Oct. 5—@ N. Oris.
Oct. 12—@ DAL.
Oct. 19—St. Louis
Oct. 27—@ N.Y. G.
Nov. 2—Minnesota
Nov. 9—@ G. Bay
Nov. 17—S. Fran.
Nov. 23—DALLAS
Nov. 30—@ St. L.
Dec. 7—N.Y. Giants
Dec. 13—@ Denver
Dec. 21—@ Phila.



Continued

The 1985 Season At A Glance

Cowboys 44, Washington 14 At Dallas, September 9, 1985

WASHINGTON.....	0	7	0	7	—	14
DALLAS.....	3	14	13	14	—	44

Cowboys — FG Septien 53
 Cowboys — Newsome 1 run (Septien kick)
 Redskins — Riggins 1 run (Moseley kick)
 Cowboys — Renfro 55 pass from D. White (Septien kick)
 Cowboys — FG Septien 39
 Cowboys — FG Septien 43
 Cowboys — Dorsett 9 run (Septien kick)
 Cowboys — Scott 26 interception return (Septien kick)
 Redskins — Didier 19 pass from Theisman (Moseley kick)
 Cowboys — Thurman 21 interception return (Septien kick)

Attendance — 62,292

	Redskins	Cowboys
First Downs.....	24	19
Total Net Yards.....	369	319
Net Yards Rushing.....	120	113
Net Yards Passing.....	249	206
Passes.....	19-43	14-33
Passes Intercepted by.....	0	6
Punts-Average.....	5-42.6	6-48.8
Fumbles-Lost.....	1-1	2-1
Penalties-Yards.....	3-25	3-30

Rushing

Redskins — Rogers, 13 for 47; Riggins, 12 for 44, 1 touchdown; Griffin, 6 for 26; Theisman, 2 for 3.

Cowboys — Dorsett, 19 for 70, 1 touchdown; Newsome, 11 for 33, 1 touchdown; Williams, 1 for 7; Lavette, 2 for 3.

Passing

Redskins — Theisman, 15 of 35 for 206 yards, 1 touchdown, 5 interceptions; Schroeder, 4 of 8 for 51 yards, 1 interception.

Cowboys — D. White, 14 of 33 for 219 yards, 1 touchdown.

Receiving

Redskins — Didier, 5 for 71, 1 touchdown; Monk, 5 for 51; Muhammad, 2 for 44; Warren, 2 for 36; Griffin, 2 for 32; Barnwell, 2 for 15; Walker, 1 for 8.

Cowboys — Renfro, 5 for 99, 1 touchdown; Newsome, 4 for 51; Cosbie, 2 for 28; Hill, 2 for 25; Dorsett, 1 for 16.

Detroit 26, Cowboys 21

At Detroit, September 15, 1985

DALLAS.....	0	0	0	21	—	21
DETROIT.....	10	3	13	0	—	26

Lions — FG Murray 34
 Lions — Chadwick 21 pass from Hipple (Murray kick)
 Lions — FG Murray 46
 Lions — Hipple 1 run (kick failed)
 Lions — Jones 2 run (Murray kick)
 Cowboys — Hill 11 pass from Hogeboom (Septien kick)
 Cowboys — Hill 44 pass from Hogeboom (Septien kick)
 Cowboys — Hogeboom 2 run (Septien kick)
 Attendance — 72,985

	Cowboys	Lions
First Downs.....	33	13
Total Net Yards.....	554	200
Net Yards Rushing.....	102	72
Net Yards Passing.....	452	128
Passes.....	40-62	10-24
Passes Intercepted by.....	1	3
Punts-Average.....	2-40.0	6-41.8
Fumbles-Lost.....	2-2	0-0
Penalties-Yards.....	13-88	10-76

Rushing

Cowboys — Dorsett, 12 for 62; Newsome, 8 for 22; Lavette, 1 for 10; Hogeboom, 3 for 8, 1 touchdown; D. White, 1 for 0.

Lions — Montgomery, 11 for 44; Kane, 5 for 20; J. Jones, 4 for 4, 1 touchdown; Moore, 1 for 3; Hipple, 5 for 1, 1 touchdown.

Passing

Cowboys — Hogeboom, 17 of 24 for 255 yards, 2 touchdowns; D. White, 23 of 38 for 226 yards, 3 interceptions.

Lions — Hipple, 10 of 24 for 141 yards, 1 touchdown, 1 interception.

Receiving

Cowboys — T. Hill, 11 for 181, 2 touchdowns; Cosbie, 11 for 159; Dorsett, 6 for 35; J. Jones, 4 for 25; Renfro, 3 for 40; Newsome, 3 for 20; Gonzalez, 1 for 13; Lavette, 1 for 8.

Lions — Chadwick, 2 for 44, 1 touchdown; J. Jones, 2 for 29; Thompson, 2 for 28; McDonald, 2 for 15; Kane, 1 for 18; McCall, 1 for 7.

Cowboys 20, Cleveland 7

At Dallas, September 22, 1985

CLEVELAND.....	0	0	0	7	—	7
DALLAS.....	3	7	7	3	—	20

Cowboys — FG Septien 39
 Cowboys — Cosbie 10 pass from D. White (Septien kick)
 Cowboys — D. White 12 pass from J. Jones (Septien kick)
 Cowboys — FG Septien 33
 Browns — Byner 1 run (Bahr kick)

Attendance — 61,456

	Browns	Cowboys
First Downs	15	20
Total Net Yards	297	343
Net Yards Rushing	128	131
Net Yards Passing	169	212
Passes	14-26	22-34
Passes Intercepted by	1	2
Punts-Average	5-38.4	3-45.3
Fumbles-Lost	2-1	3-1
Penalties-Yards	9-93	6-40

Rushing

Browns — Byner 15 for 80, 1 touchdown; Danielson, 6 for 25; Mack, 10 for 23.
Cowboys — Dorsett, 15 for 67; Newsome, 10 for 35; D. White, 4 for 18; Lavette, 4 for 11.

Passing

Browns — Danielson, 14 of 26 for 193 yards, 2 interceptions.
Cowboys — D. White, 20 of 32 for 182 yards, 1 touchdown, 1 interception; Hogeboom, 1 of 1 for 18 yards; J. Jones, 1 of 1 for 12 yards, 1 touchdown.

Receiving

Browns — Adams, 4 for 48; Newsome, 4 for 40; Young, 3 for 49; Mack, 2 for 38; Byner, 1 for 18.
Cowboys — Cosbie, 6 for 71, 1 touchdown; Newsome, 5 for 31; Hill, 4 for 35; Dorsett, 2 for 26; Cornwell, 2 for 15; Renfro, 1 for 21; D. White, 1 for 12, 1 touchdown; Powe, 1 for 1.

Cowboys 17, Houston 10 At Houston, September 29, 1985

DALLAS	7	0	3	7	— 17
HOUSTON	0	0	10	0	— 10

Cowboys — Newsome 7 pass from D. White (Septien kick)
Cowboys — FG Septien 35
Oilers — Hill 57 pass from Moon (Zendejas kick)
Oilers — FG Zendejas 33
Cowboys — Cornwell 1 pass from D. White (Septien kick)

Attendance — 49,686

	Cowboys	Oilers
First Downs	16	13
Total Net Yards	339	214
Net Yards Rushing	156	81
Net Yards Passing	183	133
Passes	16-32	11-26
Passes Intercepted by	4	0
Punts-Average	7-38.0	6-46.3
Fumbles-Lost	0-0	3-1
Penalties-Yards	9-65	6-65

Rushing

Cowboys — Dorsett, 23 for 159; Newsome, 3 for 9; J. Jones, 1 for 0; Hill, 1 for -6; D. White, 3 for -6.
Oilers — Moriarty, 13 for 51; Rozier, 9 for 22; Woolfolk, 4 for 6; Moon, 3 for 2.

Passing

Cowboys — D. White, 16 of 32 for 199 yards, 2 touchdowns.
Oilers — Moon, 11 of 26 for 215 yards, 1 touchdown, 4 interceptions.

Receiving

Cowboys — Cosbie, 4 for 51; Hill, 3 for 66; J. Jones, 3 for 47; Cornwell, 2 for 15, 1 touchdown; Newsome, 2 for 13, 1 touchdown; Renfro, 1 for 6; Dorsett, 1 for 1.
Oilers — Hill, 3 for 88, 1 touchdown; Smith, 3 for 59; Woolfolk, 1 for 26; Akiu, 1 for 24; Williams, 1 for 7; Moriarty, 1 for 6; Tasker, 1 for 5.

Cowboys 30, N.Y. Giants 29 At New York, October 6, 1985

DALLAS	7	7	7	9	— 30
N.Y. GIANTS	3	3	20	3	— 29

Cowboys — Hill 18 pass from D. White (Septien kick)
Giants — FG Atkinson 23
Cowboys — Renfro 8 pass from D. White (Septien kick)
Giants — FG Atkinson 37
Giants — Manuel 51 pass from Simms (kick failed)
Giants — Manuel 23 pass from Simms (Atkinson kick)
Giants — Adams 70 pass from Simms (Atkinson kick)
Cowboys — Renfro 24 pass from D. White (Septien kick)
Cowboys — FG Septien 22
Cowboys — FG Septien 29
Giants — FG Atkinson 47
Cowboys — FG Septien 31

Attendance — 74,981

	Cowboys	Giants
First Downs	27	19
Total Net Yards	423	473
Net Yards Rushing	106	70
Net Yards Passing	317	403
Passes	31-46	18-36
Passes Intercepted by	2	4
Punts-Average	3-41.3	2-38.0
Fumbles-Lost	2-0	4-3
Penalties-Yards	3-30	4-38

Rushing

Cowboys — Dorsett, 25 for 86; Williams, 6 for 18; Lavette, 1 for 6; D. White, 2 for -4.
Giants — Morris, 15 for 47; Carpenter, 5 for 17; Adams, 3 for 6; Galbreath, 2 for 0; Simms, 1 for 0.

Passing

Cowboys — D. White, 31 of 46 for 342 yards, 3 touchdowns, 4 interceptions.
Giants — Simms, 18 of 36 for 432 yards, 3 touchdowns, 2 interceptions.

Receiving

Cowboys — Renfro, 10 for 141, 2 touchdowns; Hill, 8 for 100, 1 touchdown; J. Jones, 6 for 39; Dorsett, 3 for 25; Cosbie, 3 for 22; Cornwell, 1 for 15.

Giants — Manuel, 6 for 129, 2 touchdowns; Johnson, 5 for 104; McConkey, 3 for 76; Adams, 2 for 81, 1 touchdown; Carpenter, 1 for 23; Bavaro, 1 for 19.

Cowboys 27, Pittsburgh 13 At Dallas, October 13, 1985

PITTSBURGH..... 0 3 0 10 — 13
DALLAS..... 0 10 10 7 — 27

Steelers — FG Anderson 48
Cowboys — Dorsett 56 pass from D. White (Septien kick)

Cowboys — FG Septien 28

Cowboys — FG Septien 39

Cowboys — Lockhart 19 interception return (Septien kick)

Steelers — FG Anderson 34

Steelers — Abercrombie 1 run (Anderson kick)

Cowboys — Dorsett 35 run (Septien kick)

Attendance — 62,932

	Steelers	Cowboys
First Downs	14	18
Total Net Yards	315	374
Net Yards Rushing	84	133
Net Yards Passing	231	241
Passes	13-40	25-36
Passes Intercepted by	1	3
Punts-Average	8-44.0	7-45.3
Fumbles-Lost	0-0	1-1
Penalties-Yards	5-29	6-34

Rushing

Steelers — Pollard, 12 for 48; Abercrombie, 13 for 42, 1 touchdown; Erenberg, 2 for -6.

Cowboys — Dorsett, 21 for 113, 1 touchdown; Williams, 6 for 15; D. White, 2 for 5.

Passing

Steelers — Woodley, 6 of 23 for 154 yards, 3 interceptions; Malone, 7 of 17 for 83 yards.

Cowboys — D. White, 25 of 36 for 269 yards, 1 touchdown, 1 interception.

Receiving

Steelers — Abercrombie, 4 for 53; Stallworth, 4 for 36; Sweeney, 2 for 78; Lipps, 2 for 56; Cunningham, 1 for 14.

Cowboys — J. Jones, 8 for 42; Cosbie, 6 for 55; Dorsett, 4 for 82, 1 touchdown; Hill, 4 for 44; Renfro, 3 for 46.

Philadelphia 16, Cowboys 14 At Philadelphia, October 20, 1985

DALLAS..... 7 0 7 0 — 14
PHILADELPHIA..... 0 3 3 10 — 16

Cowboys — Dorsett 7 pass from Hogeboom (Septien kick)

Eagles — FG McFadden 39

Eagles — FG McFadden 33

Cowboys — Dorsett 10 run (Septien kick)

Eagles — FG McFadden 36

Eagles — K. Jackson 36 pass from Jaworski (McFadden kick)

Attendance — 70,114

	Cowboys	Eagles
First Downs	22	22
Total Net Yards	310	402
Net Yards Rushing	147	55
Net Yards Passing	163	347
Passes	15-25	22-35
Passes Intercepted by	0	2
Punts-Average	3-45.0	4-41.3
Fumbles-Lost	4-2	1-1
Penalties-Yards	4-30	4-58

Rushing

Cowboys — Dorsett, 20 for 100, 1 touchdown; Hogeboom, 2 for 24; Newsome, 9 for 23.

Eagles — E. Jackson, 19 for 49; Haddix, 4 for 11; Hunter, 1 for 1; Jaworski, 3 for -6.

Passing

Cowboys — Hogeboom, 15 of 25 for 172 yards, 1 touchdown, 2 interceptions.

Eagles — Jaworski, 22 of 35 for 380 yards, 1 touchdown.

Receiving

Cowboys — Hill, 5 for 58; Newsome, 5 for 49; Cosbie, 2 for 32; Renfro, 2 for 26; Dorsett, 1 for 7, 1 touchdown.

Eagles — K. Jackson, 6 for 134, 1 touchdown; Spagnola, 6 for 72; Johnson, 3 for 30; Quick, 2 for 56; Hunter, 2 for 49; Haddix, 2 for 14; E. Jackson, 1 for 25.

Cowboys 24, Atlanta 10 At Dallas, October 27, 1985

ATLANTA..... 7 3 0 0 — 10
DALLAS..... 0 17 0 7 — 24

Falcons — Matthews 3 pass from Archer (Luckhurst kick)

Falcons — FG Luckhurst 38

Cowboys — Hill 35 pass from D. White (Septien kick)

Cowboys — Dorsett 60 run (Septien kick)

Cowboys — FG Septien 28

Cowboys — D. White 1 run (Septien kick)

Attendance — 57,941

	Falcons	Cowboys
First Downs	18	28
Total Net Yards	253	461
Net Yards Rushing	162	109
Net Yards Passing	91	352
Passes	12-27	27-47
Passes Intercepted by	3	4
Punts-Average	4-41.5	4-36.5
Fumbles-Lost	1-0	1-1
Penalties-Yards	10-115	7-60

Rushing

Falcons — Riggs, 24 for 127; Austin, 2 for 17; J. Washington, 2 for 8; Johnson, 1 for 5; Archer, 4 for 5.

Cowboys — Dorsett, 16 for 90, 1 touchdown; D. White, 2 for 12, 1 touchdown; Lavette, 2 for 4; Newsome, 1 for 3.

Passing

Falcons — Archer, 9 of 23 for 99 yards, 1 touchdown, 3 interceptions; Holly, 3 of 4 for 26 yards, 1 interception.

Cowboys — D. White, 27 of 47 for 362 yards, 1 touchdown, 3 interceptions.

Receiving

Falcons — Cox, 5 for 56; J. Washington, 4 for 42; Johnson, 2 for 24; Matthews, 1 for 3, 1 touchdown.

Cowboys — Hill, 10 for 161, 1 touchdown; Renfro, 6 for 84; Dorsett, 4 for 44; Cosbie, 3 for 31; Newsome, 2 for -2; Powe, 1 for 32; J. Jones, 1 for 12.

St. Louis 21, Cowboys 10

At St. Louis, November 4, 1985

DALLAS	0	10	0	0	—	10
ST. LOUIS	0	0	14	7	—	21

Cowboys — Hill 8 pass from D. White (Septien kick)

Cowboys — FG Septien 19

Cardinals — Tilley 46 pass from Lomax (Atkinson kick)

Cardinals — Ferrell 8 run (Atkinson kick)

Cardinals — J. T. Smith 9 pass from Lomax (Atkinson kick)

Attendance — 49,347

	Cowboys	Cardinals
First Downs 18	19
Total Net Yards 248	286
Net Yards Rushing 89	49
Net Yards Passing 159	237
Passes 21-36	17-32
Passes Intercepted by 0	1
Punts-Average 8-40.8	8-40.6
Fumbles-Lost 2-2	1-0
Penalties-Yards 9-73	8-74

Rushing

Cowboys — Dorsett, 15 for 65; Fowler, 5 for 20; Newsome, 2 for 5; D. White, 1 for -2.

Cardinals — Ferrell, 11 for 31, 1 touchdown; Mitchell, 9 for 29; Lomax, 1 for -1; Anderson, 11 for -10.

Passing

Cowboys — D. White, 21 of 36 for 202 yards, 1 touchdown, 1 interception.

Cardinals — Lomax, 17 of 32 for 261 yards, 2 touchdowns.

Receiving

Cowboys — Hill, 6 for 88, 1 touchdown; Dorsett, 4 for 28; Cosbie, 4 for 23; Powe, 2 for 27; J. Jones, 2 for 14; Gonzalez, 1 for 11; Renfro, 1 for 6; Fowler, 1 for 5.

Cardinals — Tilley, 6 for 113, 1 touchdown; J. T. Smith, 6 for 86, 1 touchdown; Duncan, 2 for 23; Mitchell, 1 for 25; Marsh, 1 for 10; Anderson, 1 for 4.

Cowboys 13, Washington 7

At Washington, November 10, 1985

DALLAS	0	3	10	0	—	13
WASHINGTON	0	0	0	7	—	7

Cowboys — FG Septien 40

Cowboys — FG Septien 36

Cowboys — Dorsett 48 pass from D. White (Septien kick)

Redskins — Clark 11 pass from Theismann (Moseley kick)

Attendance — 55,750

	Cowboys	Redskins
First Downs 14	15
Total Net Yards 338	267
Net Yards Rushing 119	124
Net Yards Passing 219	143
Passes 16-29	14-31
Passes Intercepted by 3	0
Punts-Average 6-40.8	4-47.8
Fumbles-Lost 1-0	0-0
Penalties-Yards 11-75	6-50

Rushing

Cowboys — Dorsett, 22 for 86; Newsome, 6 for 17; D. White, 1 for 16.

Redskins — Rogers, 11 for 44; Riggins, 7 for 34; Theismann, 4 for 29; Griffin, 3 for 17.

Passing

Cowboys — D. White, 16 of 29 for 245 yards, 1 touchdown.

Redskins — Theismann, 14 of 31 for 195 yards, 1 touchdown, 3 interceptions.

Receiving

Cowboys — Hill, 7 for 136; Cosbie, 4 for 52; Dorsett, 2 for 51, 1 touchdown; Newsome, 2 for 7; Renfro, 1 for -1.

Redskins — Monk, 5 for 103; Clark, 5 for 46, 1 touchdown; Griffin, 3 for 39; Muhammad, 1 for 7.

Chicago 44, Cowboys 0

At Dallas, November 17, 1985

CHICAGO	7	17	3	17	—	44
DALLAS	0	0	0	0	—	0

Bears — Dent 1 interception return (Butler kick)
 Bears — FG Butler 44
 Bears — Richardson 36 interception return (Butler kick)
 Bears — Fuller 1 run (Butler kick)
 Bears — FG Butler 46
 Bears — FG Butler 22
 Bears — Thomas 16 run (Butler kick)
 Bears — Gentry 16 run (Butler kick)
 Attendance — 63,855

	Bears	Cowboys
First Downs	18	12
Total Net Yards	378	171
Net Yards Rushing	216	52
Net Yards Passing	162	119
Passes	10-25	15-39
Passes Intercepted by	4	1
Punts-Average	6-43.5	10-37.8
Fumbles-Lost	1-0	1-1
Penalties-Yards	8-105	6-65

Rushing

Bears — Payton, 22 for 132; Gentry, 3 for 24, 1 touchdown; Fuller, 4 for 21, 1 touchdown; Thomas, 4 for 19, 1 touchdown; Suhey, 4 for 11; Sanders, 2 for 8; Perry, 1 for 1.
 Cowboys — Dorsett, 12 for 44; Hogeboom, 1 for 8; Lavette, 3 for 0.

Passing

Bears — Fuller, 9 of 24 for 164 yards, 1 interception; Payton, 1 of 1 for 33 yards.
 Cowboys — D. White, 9 of 17 for 107 yards, 1 interception; Hogeboom, 6 of 22 for 60 yards, 3 interceptions.

Receiving

Bears — Wrightman, 2 for 61; Suhey, 2 for 46; Gault, 2 for 24; McKinnon, 1 for 24; Gentry, 1 for 22; Moorehead, 1 for 16; Payton, 1 for 4.
 Cowboys — Renfro, 3 for 45; Newsome, 3 for 25; Cosbie, 2 for 25; Hill, 2 for 15; Dorsett, 2 for 12; Cornwell, 1 for 32; Fowler, 1 for 9; Gonzalez, 1 for 4.

Cowboys 34, Philadelphia 17

At Dallas, November 24, 1985

PHILADELPHIA	10	0	0	7	— 17
DALLAS	7	14	0	13	— 34

Eagles — FG McFadden 26
 Cowboys — Dorsett 2 run (Septien kick)
 Eagles — Hunter 74 run (McFadden kick)
 Cowboys — Cosbie 2 pass from D. White (Septien kick)
 Cowboys — Cosbie 23 pass (Septien kick)
 Cowboys — Renfro 19 pass from D. White (kick failed)
 Eagles — Quick 11 pass from Jaworski (McFadden kick)
 Cowboys — Dorsett 10 run (Septien kick)
 Attendance — 54,047

	Eagles	Cowboys
First Downs	20	28
Total Net Yards	402	377
Net Yards Rushing	125	143
Net Yards Passing	277	234
Passes	23-42	20-29
Passes Intercepted by	1	3
Punts-Average	4-45.0	4-42.8
Fumbles-Lost	1-0	1-0
Penalties-Yards	9-76	3-26

Rushing

Eagles — Hunter, 1 for 74, 1 touchdown; E. Jackson, 15 for 33; Haddix, 3 for 11; Jaworski, 1 for 7.
 Cowboys — Dorsett, 30 for 86, 2 touchdowns; Newsome, 13 for 50; D. White, 3 for 7.

Passing

Eagles — Jaworski, 23 of 42 for 285 yards, 1 touchdown, 3 interceptions.
 Cowboys — D. White, 20 of 28 for 243 yards, 3 touchdowns. J. Jones, 0 of 1, 1 interception.

Receiving

Eagles — Quick, 8 for 81, 1 touchdown; Spagnola, 6 for 47; K. Jackson, 4 for 84; Garrity, 2 for 52; Haddix, 1 for 13; E. Jackson, 1 for 6; Hunter, 1 for 2.
 Cowboys — Newsome, 6 for 78; Renfro, 5 for 73, 1 touchdown; Hill, 5 for 49; Cosbie, 3 for 41; Dorsett, 1 for 2.

Cowboys 35, St. Louis 17

At Dallas, November 28, 1985

ST. LOUIS	7	10	0	0	— 17
DALLAS	7	14	14	0	— 35

Cowboys — Renfro 18 pass from D. White (Septien kick)
 Cardinals — Mitchell 2 run (Bojovic kick)
 Cardinals — FG Bojovic 38
 Cowboys — Cosbie 19 pass from D. White (Septien kick)
 Cardinals — Green 5 pass from Lomax (Bojovic kick)
 Cowboys — Hill 16 pass from D. White (Septien kick)
 Cowboys — Hill 53 pass from D. White (Septien kick)
 Cowboys — Dorsett 3 run (Septien kick)
 Attendance — 54,125

	Cardinals	Cowboys
First Downs	24	23
Total Net Yards	365	393
Net Yards Rushing	84	116
Net Yards Passing	281	277
Passes	28-43	15-27
Passes Intercepted by	1	0
Punts-Average	2-42.0	4-41.7
Fumbles-Lost	4-3	1-0
Penalties-Yards	6-40	6-30

Rushing

Cardinals — Mitchell, 16 for 54, 1 touchdown; Wolfley, 9 for 16; Lomax, 1 for 14.

Cowboys — Dorsett, 19 for 73, 1 touchdown; Newsome, 10 for 45; D. White, 2 for -2.

Passing

Cardinals — Lomax, 28 of 43 for 319 yards, 1 touchdown.

Cowboys — D. White, 14 of 26 for 235 yards, 4 touchdowns, 1 interception; Hill, 1 of 1 for 42 yards.

Receiving

Cardinals — Green, 7 for 88, 1 touchdown; Tilley, 6 for 115; Mitchell, 6 for 38; J. T. Smith 4 for 49; Marsh, 2 for 13; Gray, 1 for 12; Love, 1 for 3; Wolfley, 1 for 1.

Cowboys — Cosbie, 5 for 111, 1 touchdown; Hill, 3 for 86, 2 touchdowns; Dorsett, 3 for 17; Renfro, 2 for 48, 1 touchdown; Newsome, 1 for 9; Powe, 1 for 6.

Cincinnati 50, Cowboys 24

At Cincinnati, December 8, 1985

DALLAS 0 3 7 14 — 24
CINCINNATI 22 0 21 7 — 50

Bengals — Safety Browner sacked D. White in endzone

Bengals — Kinnebrew 3 run (Breech kick)

Bengals — Brown 45 pass from Esiason (Breech kick)

Bengals — Brooks 27 run (kick failed)

Cowboys — FG Septien 21

Bengals — Kreider 29 pass from Esiason (Breech kick)

Bengals — Brooks 18 run (Breech kick)

Cowboys — Renfro 9 pass from D. White (Septien kick)

Bengals — Collinsworth 58 pass from Esiason (Breech kick)

Bengals — Alexander 5 run (Breech kick)

Cowboys — Cosbie 1 pass from D. White (Septien kick)

Cowboys — Penn 46 blocked punt return (Septien kick)

Attendance — 56,936

	Cowboys	Bengals
First Downs	20	31
Total Net Yards	260	570
Net Yards Rushing	64	274
Net Yards Passing	196	296
Passes	22-33	19-33
Passes Intercepted by	0	1
Punts-Average	4-44.0	2-39.0
Fumbles-Lost	4-3	2-2
Penalties-Yards	1-10	6-40

Rushing

Cowboys — Dorsett, 17 for 64; Newsome, 3 for 0.

Bengals — Brooks, 13 for 109, 2 touchdowns; Kinnebrew, 13 for 71, 1 touchdown; Johnson, 5 for 37; Alexander, 6 for 32, 1 touchdown; Jennings, 3 for 19; Schonert, 1 for 9; Brown, 1 for -3.

Passing

Cowboys — D. White, 22 of 33 for 227 yards, 2 touchdowns, 1 interception.

Bengals — Esiason, 15 of 25 for 265 yards, 3 touchdowns; Schonert, 2 of 4 for 30 yards; Anderson, 2 of 4 for 14 yards.

Receiving

Cowboys — Dorsett, 6 for 66; Newsome, 6 for 41; Renfro, 4 for 34, 1 touchdown; Hill, 3 for 60; Cosbie, 3 for 26.

Bengals — Collinsworth, 7 for 123, 1 touchdown; Brown, 5 for 91, 1 touchdown; Holman, 2 for 28; Kreider, 1 for 29, 1 touchdown; Harris, 1 for 17; Brooks, 1 for 9; Kinnebrew, 1 for 8; Blados, 1 for 4.

Cowboys 28, N.Y. Giants 21

At Dallas, December 15, 1985

N.Y. GIANTS 0 14 0 7 — 21
DALLAS 7 14 0 7 — 28

Cowboys — Renfro 58 pass from Hogeboom (Septien kick)

Giants — Johnson 7 pass from Simms (Schubert kick)

Giants — Galbreath 10 pass from Simms (Schubert kick)

Cowboys — Jeffcoat 65 interception return (Septien kick)

Cowboys — Renfro 12 pass from D. White (Septien kick)

Cowboys — Newsome 1 run (Septien kick)

Giants — Morris 1 run (Schubert kick)

Attendance — 62,310

	Giants	Cowboys
First Downs	25	13
Total Net Yards	396	273
Net Yards Rushing	100	101
Net Yards Passing	296	172
Passes	24-51	16-29
Passes Intercepted by	1	3
Punts-Average	6-39.5	9-41.4
Fumbles-Lost	1-1	1-0
Penalties-Yards	4-29	10-85

Rushing

Giants — Morris, 21 for 80, 1 touchdown; Galbreath, 5 for 21; Carpenter, 1 for 3; Rutledge, 1 for -4.

Cowboys — Dorsett, 19 for 92; Hogeboom, 1 for 6; Newsome, 4 for 6, 1 touchdown; Banks, 1 for -1; Pelluer, 3 for -2.

Passing

Giants — Simms, 24 of 50 for 329 yards, 2 touchdowns, 3 interceptions; Landeta, 0 of 1.

Cowboys — D. White, 9 of 17 for 99 yards, 1 touchdown, 1 interception; Hogeboom 3 of 5 for 84 yards, 1 touchdown; Pelluer, 4 of 7 for 39 yards.

Receiving

Giants — McKonkey, 6 for 128; B. Williams, 4 for 82; Galbreath, 4 for 36, 1 touchdown; Morris, 3 for 31; Johnson, 3 for 27; Bavaro, 2 for 16; Carthon, 1 for 6.

Cowboys — Renfro, 4 for 123, 2 touchdowns; Cosbie, 3 for 26; Dorsett, 3 for 12; Newsome, 3 for 8; Powe, 2 for 44; Hill, 1 for 9.

San Francisco 31, Cowboys 16 At San Francisco, December 22, 1985

DALLAS..... 7 9 0 0 — 16
SAN FRANCISCO..... 0 10 14 7 — 31

Cowboys — Cosbie 1 pass from Hogeboom (Septien kick)

Cowboys — FG Septien 29

Cowboys — FG Septien 48

49ers — Clark 49 pass from Montana (Wersching kick)

Cowboys — FG Septien 41

49ers — FG Wersching 39

49ers — Craig 4 run (Wersching kick)

49ers — Rice 15 run (Wersching kick)

49ers — Clark 24 pass from Montana (Wersching kick)

Attendance — 60,114

	Cowboys	49ers
First Downs	25	22
Total Net Yards	419	421
Net Yards Rushing	60	109
Net Yards Passing	359	312
Passes	29-50	25-35
Passes Intercepted by	1	2
Punts-Average	3-35.3	5-33.8
Fumbles-Lost	3-2	2-2
Penalties-Yards	3-18	10-77

Rushing

Cowboys — Dorsett, 19 for 49; Fowler, 2 for 5; Newsome, 8 for 4; Hogeboom, 1 for 2.

49ers — Craig, 13 for 72, 1 touchdown; Harmon, 6 for 24; Rice, 1 for 15, 1 touchdown; Ring, 1 for 0; Solomon, 1 for -2.

Passing

Cowboys — Hogeboom, 28 of 49 for 389 yards, 1 touchdown, 2 interceptions; Pelluer, 1 of 1 for 8 yards.

49ers — Montana, 24 of 34 for 322 yards, 2 touchdowns, 1 interception; Cavanaugh, 1 of 1 for 17 yards.

Receiving

Cowboys — Renfro, 9 for 164; Powe, 7 for 127; Newsome, 4 for 31; Cosbie, 3 for 40, 1 touchdown; Dorsett, 3 for 25; Fowler, 3 for 10.

49ers — Rice, 7 for 111; Clark, 5 for 99, 2 touchdowns; Francis, 5 for 57; Craig, 5 for 50; Harmon, 2 for 5; Solomon, 1 for 17.

1985 Team Statistics

	DALLAS	OPP.
TOTAL FIRST DOWNS	336	312
Rushing	95	98
Passing	208	193
Penalty	33	21
Third Down-Made/Att	96/227	87/228
Third Down Efficiency	42.3	38.2
Fourth Down-Made/Att	5/9	7/17
TOTAL NET YARDS	5602	5608
Avg. Per Game	350.1	350.5
Totals Plays	1093	1076
Avg. Per Play	5.1	5.2
NET YARDS RUSHING	1741	1853
Avg. Per Game	108.8	115.8
Total Rushes	462	465
Avg. Per Rush	3.8	4.0
NET YARDS PASSING	3861	3755
Avg. Per Game	241.3	234.7
Tackled/Yards Lost	44/375	62/459
Gross Yards	4236	4214
Attempts/Completions	587/344	549/279
Pct. of Completions	58.6	50.8
Had Intercepted	25	33
PUNTS/AVERAGE	83/41.4	78/41.3
Net Punting Average	35.3	36.7
PUNT RETURNS/AVG.	40/5.9	44/6.5
KICKOFF RETS./AVG.	62/19.5	68/19.3
INTCPTS./AVG. RET.	33/8.0	25/12.8
PENALTIES/YARDS	100/759	108/990
FUMBLES/BALL LOST	29/16	24/15
TOUCHDOWNS	43	40
Rushing	11	18
Passing	27	20
Returns	5	2
EXTRA POINTS/ATT	42/43	37/40
FIELD GOALS/ATT	19/28	18/27
TOTAL POINTS	357	333
AVG. TIME OR POSSN.	30:34	29:26

Dallas Cowboys 1985 Final Statistics

SCORE BY QUARTERS

	1	2	3	4	OT	Tot
COWBOYS	55	122	78	102		- 357
Opponents	66	73	98	96		- 333

RUSHING

Player	Att.	Yds.	Avg.	Lg.	TD
Dorsett	305	1307	4.3	60t	7
Newsome	88	252	2.9	15	2
Hogeboom	8	48	6.0	15	1
D. White	22	44	2.0	21	1
Williams	13	40	3.1	9	0
Lavette	13	34	2.6	10	0
Fowler	7	25	3.6	6	0
J. Jones	1	0	0.0	0	0
Banks	1	-1	-1.0	-1	0
Pelluer	3	-2	-0.7	1	0
Hill	1	-6	-6.0	-6	0
Total	462	1741	3.8	60t	11
Opp. Total	465	1853	4.0	74t	18

FIELD GOALS

	11-19	20-29	30-39	40-49	50+
COWBOYS	1-1	5-5	8-11	4-9	1-2
Opponents	0-0	3-4	10-11	5-11	0-1

Septien: (53, 39, 43); (42M, 44M); (39, 49M, 33); (47M, 33M, 36M, 35, 36M); (22, 29, 31); (47M, 38, 39); (-); (28); (18); (40, 50M, 36); (-); (-); (-); (21); (-); (29, 48, 41)

KICKOFF RETURNS

Player	No.	Yds.	Avg.	Lg.	TD
Lavette	34	682	20.1	34	0
Williams	6	129	21.5	30	0
Duckett	9	173	19.2	25	0
J. Jones	9	161	17.9	26	0
Powe	1	17	17.0	17	0
Fowler	3	48	16.0	20	0
Total	62	1210	19.5	34	0
Opp. Total	68	1310	19.3	43	0

INTERCEPTIONS

Player	No.	Yds.	Avg.	Lg.	TD
Walls	9	31	3.4	19	0
Thurman	5	21	4.2	21t	1
Fellows	4	52	13.0	29	0
Bates	4	15	3.8	8	0
Clinkscale	3	16	5.3	11	0
Downs	3	11	3.7	11	0
Scott	2	26	13.0	26t	1
Jeffcoat	1	65	65.0	65t	1
Lockhart	1	19	19.0	19t	1
Hegman	1	7	7.0	7	0
Total	33	263	8.0	65t	4
Opp. Total	25	319	12.8	47	2

PASSING

Player	Att.	Comp.	Yds.	Pct.	Avg. Att.	TD	Pct. TD	Int.	Pct. Int.	Lg.	Lost/Att	Rating
D. White	450	267	3157	59.3	7.02	21	4.7	17	3.8	56t	30/257	80.6
Pelluer	8	5	47	62.5	5.88	0	0.0	0	0.0	28	0/0	78.7
Hogeboom	126	70	978	55.6	7.76	5	4.0	7	5.6	58t	14/118	70.8
Hill	1	1	42	100.0	42.00	0	0.0	0	0.0	42	0/0	118.8
J. Jones	2	1	12	50.0	6.00	1	50.0	1	50.0	12t	0/0	68.8
Total	587	344	4236	58.6	7.22	27	4.6	25	4.3	58t	44/375	78.6
Opp. Total	549	279	4214	50.8	7.68	20	3.6	33	6.0	70t	62/459	63.5

PUNTING

Player	No.	Yds.	Avg.	TB	In	20	Lg	Bl
Saxon	81	3396	41.9	10	20	57	1	
D. White	1	43	43.0	1	0	43	0	
Total	83	3439	41.4	11	20	57	1	
Opp. Total	78	3218	41.3	6	23	60	1	

RECEIVING

Player	No.	Yds.	Avg.	Lg.	TD
Hill	74	1113	15.0	53t	7
Cosbie	64	793	12.4	42	6
Renfro	60	955	15.9	58t	8
Dorsett	46	449	9.8	56t	3
Newsome	46	361	7.9	24	1
J. Jones	24	179	7.5	35	0
Powe	14	237	16.9	34	0
Cornwell	6	77	12.8	32	1
Fowler	5	24	4.8	10	0
Gonzalez	3	28	9.3	13	0
D. White	1	12	12.0	12t	1
Lavette	1	8	8.0	8	0
Total	344	4236	12.3	58t	27
Opp. Total	279	4214	15.1	70t	20

PUNT RETURNS

Player	No.	FC	Yds.	Avg.	Lg.	TD
Bates	22	6	152	6.9	21	0
Banks	3	3	27	9.0	28	0
Gonzalez	15	5	58	3.9	13	0
Total	40	14	237	5.9	28	0
Opp. Total	44	10	286	6.5	19	0

SCORING

Player	TDR	TDP	TDRt	FG	PAT	TP
Septien	0	0	0	19/28	42/43	99
Dorsett	7	3	0	0	0	60
Renfro	0	8	0	0	0	48
Hill	0	7	0	0	0	42
Cosbie	0	6	0	0	0	36
Newsome	2	1	0	0	0	18
D. White	1	1	0	0	0	12
Cornwell	0	1	0	0	0	6
Hogeboom	1	0	0	0	0	6
Jeffcoat	0	0	1a	0	0	6
Lockhart	0	0	1b	0	0	6
Penn	0	0	1c	0	0	6
Scott	0	0	1d	0	0	6
Thurman	0	0	1e	0	0	6
Total	11	27	5	19/28	42/43	357
Opp. Total	18	20	2f	18/27	37/40	333*

a 65 int. ret. vs. N.Y. Giants (12/15)

b 19 int. ret. vs. Pitt. (10/13)

c 46 blocked punt ret. @ Cinc. (12/8)

d 26 int. ret. vs. Wash. (9/9)

e 21 int. ret. vs. Wash. (9/9)

f Tent. Chic., 1 int. ret. (11/17)

* Richardson, Chic., 36 int. ret. (11/17)

* Browner, Cinc., safety (12/8)

Broke Cowboys Season Record

NFC Divisional Playoffs

Rams 20, Cowboys 0
At Anaheim, January 4, 1986

DALLAS	0	0	0	0	—	0
L.A. RAMS	3	0	10	7	—	20

Rams — FG Lansford 33
Rams — Dickerson 55 run (Lansford kick)
Rams — FG Lansford 34
Rams — Dickerson 40 run (Lansford kick)
Attendance — 66,351

Cowboys	Rams
First Downs	15
Total Net Yards	316
Net Yards Rushing	269
Net Yards Passing	47
Passes	6-22
Passes Intercepted by	3
Punts-Average	7-40.7
Fumbles-Lost	3-1
Penalties-Yards	4-29

Rushing

Cowboys — Dorsett, 17 for 58; Newsome, 1 for 3.
Rams — Dickerson, 34 for 248; 2 touchdowns;
Redden, 6 for 21; Brock, 1 for 0.

Passing

Cowboys — D. White, 24 of 43 for 217 yards, 3
interceptions.
Rams — Brock, 6 of 22 for 50 yards, 1 interception.

Receiving

Cowboys — Dorsett, 8 for 80; Cosbie, 6 for 61;
Hill, 5 for 41; Newsome, 3 for 10; Powe, 1 for 19; J.
Jones, 1 for 6.
Rams — Ellard, 2 for 33; Redden, 1 for 15; D. Hill,
1 for 3; Hunter, 1 for 3; Dickerson, 1 for -4.



A black and white photograph of a football player in a white uniform with dark stripes on the sleeves and pants, running with the ball. The player is wearing a helmet with a star on the side. The background shows a football field with yard lines. The image has a film strip border on the left side.

THE RECORDS

EVERSON WALLS

Cowboys All-Time Leaders

RUSHING

Player	Att.	Yds.	Avg.	Long	TD
1. Dorsett, Tony (1977-85)	2,441	10,832	4.4	99	66
2. Perkins, Don (1961-68)	1,500	6,217	4.1	59	42
3. Hill, Calvin (1969-74)	1,166	5,009	4.3	55	39
4. Newhouse, Robert (1972-83)	1,160	4,784	4.1	54	31
5. Garrison, Walt (1966-74)	899	3,886	4.3	41	30
6. Staubach, Roger (1969-79)	410	2,264	5.5	33	20
7. Springs, Ron (1979-84)	604	2,180	3.6	46	28
8. Marsh, Amos (1961-64)	427	2,065	4.8	71	14
9. Reeves, Dan (1965-72)	535	1,990	3.7	67	25
10. Thomas, Duane (1970-71)	326	1,596	4.9	56	16

PASSING

Player	Att.	Comp.	Pct.	Yds.	TD	Int.	Rating
1. Staubach, R. (1969-79)	2,958	1,685	57.0	22,700	153	109	83.5
2. White, Danny (1976-85)	2,393	1,422	59.4	17,911	130	107	82.3
3. Morton, C. (1965-74)	1,308	685	52.4	10,279	80	73	75.5
4. Meredith, D. (1960-68)	2,308	1,170	50.7	17,199	135	111	74.7
5. LeBaron, E. (1960-63)	692	359	51.9	5,331	45	52	67.8

RECEIVING

Player	No.	Yds.	Avg.	Long	TD
1. Pearson, Drew (1973-83)	489	7,822	16.0	67	48
2. Hill, Tony (1977-85)	430	7,218	16.8	75	48
3. Hayes, Bob (1965-74)	365	7,295	20.0	95	71
4. Dorsett, Tony (1977-85)	338	2,988	8.8	91	12
5. Clarke, Frank (1960-67)	281	5,214	18.6	80	50
6. DuPree, Billy Joe (1973-83)	267	3,565	13.4	42	41
7. Cosbie, Doug (1979-85)	224	2,883	12.9	61	26
8. Springs, Ron (1979-84)	222	2,029	9.1	80	50
9. Pearson, Preston (1975-80)	189	2,274	12.0	49	11
10. Rentzel, Lance (1967-70)	183	3,521	19.2	86	31

PUNTING

Player	No.	Avg.	Long	Blk.
1. Baker, Sam (1962-63)	128	45.1	72	0
2. Sherer, Dave (1960)	57	42.5	67	1
3. Saxon, Mike (1985)	81	41.9	57	1
4. Widby, Ron (1968-71)	247	41.8	84	2
5. Villanueva, Danny (1965-67)	192	40.3	58	1
5. Lothridge, Billy (1964)	62	40.3	75	1
7. White, Danny (1976-84)	611	40.1	73	4
8. Carrell, Duane (1974)	40	39.8	59	0
9. Hoopes, Mitch (1975)	68	39.4	55	1
10. Bateman, Marv (1972-74)	139	39.3	62	2

INTERCEPTIONS

Player	No.	Yds.	Avg.	Long	TD
1. Renfro, Mel (1964-77)	52	626	12.0	90	3
2. Waters, Charlie (1970-78, 1980-81)	41	584	14.2	56	2
3. Thurman, Dennis (1978-85)	36	562	15.6	96	4
4. Green, Cornell (1962-74)	34	552	16.2	59	2
4. Walls, Everson (1981-85)	34	307	9.0	37	0
6. Jordan, Lee Roy (1963-70)	32	472	14.8	49	3
7. Harris, Cliff (1970-79)	29	281	9.7	60	1
8. Howley, Chuck (1961-73)	24	395	16.5	58	2
9. Downs, Michael (1981-85)	22	320	14.6	28	1
9. Bishop, Don (1960-65)	22	364	16.5	57	0

PUNT RETURNS (Min. 40 Returns)

Player	No.	Yds.	Avg.	Long	TD
1. Hayes, Bob (1965-74)	104	1,158	11.1	90	3
2. Allen, Gary (1983-84)	63	599	9.5	68	1
3. Johnson, Butch (1976-83)	146	1,313	9.0	55	0
4. Jones, James (1980-85)	87	736	8.5	52	0
5. Richards, Golden (1973-78)	62	501	8.1	46	1

KICKOFF RETURNS (Min. 40 Returns)

Player	No.	Yds.	Avg.	Long	TD
1. Renfro, Mel (1964-77)	85	2,246	26.4	100	2
2. Harris, Cliff (1970-79)	63	1,622	25.7	77	0
3. Marsh, Amos (1961-64)	65	1,561	24.0	101	1
4. Johnson, Butch (1976-83)	79	1,832	23.2	74	0
5. Jones, James (1980-82, 1984-85)	70	1,444	20.6	41	0

SCORING

Player	TD	PAT	FG	Total
1. Septien, Rafael (1978-85)	—	345	147	786
2. Dorsett, Tony (1977-85)	79	—	—	474
3. Hayes, Bob (1965-74)	76	—	—	456
4. Clark, Mike (1968-71, 1973)	—	180	69	387
5. Fritsch, Toni (1971-73, 1975)	—	119	66	317
6. Clarke, Frank (1960-67)	51	—	—	306
7. Pearson, Drew (1973-83)	50	—	—	300
8. Hill, Tony (1977-85)	48	—	—	288
9. Perkins, Don (1961-68)	45	—	—	270
9. Hill, Calvin (1969-74)	45	—	—	270

FIELD GOALS

Player	Att.	Made	Pct.	Long
1. Septien, Rafael (1978-85)	205	147	.717	53
2. Clark, Mike (1968-71, 1973)	119	69	.580	50
3. Fritsch, Toni (1971-73, 75)	107	66	.617	54
4. Herrera, Efren (1974, 1976-77)	65	44	.677	52
5. Villanueva, Danny (1965-67)	81	42	.519	41
6. Baker, Sam (1962-63)	47	23	.489	53
7. Van Raaphorst, Dick (1964)	29	14	.483	43
8. Cone, Fred (1960)	13	6	.462	45
9. Bielski, Dick (1961)	9	6	.667	42
10. Percival, Mac (1974)	8	2	.250	33

Cowboys Leaders By Years

Year	Player	RUSHING					TD	NFL/ NFC
		Att.	Yds.	Avg.	Long	Rank		
1960	Dupre, L. G.	104	362	3.5	18	3	20	
1961	*Perkins, Don	200	815	4.1	47	4	6	
1962	Perkins, Don	222	945	4.3	35	7	5	
1963	Perkins, Don	149	614	4.1	19t	7	10	
1964	Perkins, Don	174	768	4.4	59	6	5	
1965	Perkins, Don	177	690	3.9	43	0	7	
1966	Reeves, Dan	175	757	4.3	67t	8	6	
1967	Perkins, Don	201	823	4.1	30	6	6	
1968	Perkins, Don	191	836	4.4	28t	4	6	
1969	*Hill, Calvin	204	942	4.6	55	8	2	
1970	*Thomas, Duane	151	803	5.3	47t	5	8/5	
1971	Thomas, Duane	175	793	4.5	56t	11	11/7	
1972	Hill, Calvin	245	1,036	4.2	26	6	7/3	
1973	Hill, Calvin	273	1,142	4.2	21	6	3/2	
1974	Hill, Calvin	185	844	4.6	27	7	8/3	
1975	Newhouse, Robert	209	930	4.4	29	2	9/4	
1976	Dennison, Doug	153	542	3.5	14	6	35/18	
1977	*Dorsett, Tony	208	1,007	4.8	84t	12	9/4	
1978	Dorsett, Tony	290	1,325	4.6	63t	7	3/2	
1979	Dorsett, Tony	250	1,107	4.4	41	6	11/8	
1980	Dorsett, Tony	278	1,185	4.3	56	11	6/6	
1981	Dorsett, Tony	342	1,646	4.8	75t	4	2/2	
1982	Dorsett, Tony	177	745	4.2	99t	5	2/1	
1983	Dorsett, Tony	289	1,321	4.6	77	8	6/5	
1984	Dorsett, Tony	302	1,189	3.9	31t	6	7/7	
1985	Dorsett, Tony	305	1,307	4.3	60t	7	6/4	

Year	Player	PASSING					Int.	Rating	NFL/ NFC
		Att.	Comp.	Pct.	Yds.	TD			Rank
1960	LeBaron, E.	225	111	49.3	1,736	12	25	53.4	8
1961	LeBaron, E.	236	120	50.8	1,741	14	16	66.5	9
1962	LeBaron, E.	166	95	57.2	1,436	16	9	95.3	3
1963	Meredith, D.	310	167	53.9	2,381	17	18	73.2	10
1964	Meredith, D.	323	158	48.9	2,143	9	16	67.3	15
1965	Meredith, D.	305	141	46.2	2,415	22	13	79.7	8
1966	Meredith, D.	344	177	51.5	2,805	24	12	87.7	4
1967	Meredith, D.	255	128	50.2	1,834	16	16	68.6	8
1968	Meredith, D.	309	171	55.3	2,500	21	12	88.3	2
1969	Morton, C.	302	162	53.6	2,619	21	15	85.4	5
1970	Morton, C.	207	102	49.3	1,819	15	7	89.7	5/4
1971	Staubach, R.	211	126	59.7	1,882	15	4	104.8	1/1
1972	Morton, C.	339	185	54.6	2,396	15	21	65.9	15/7
1973	Staubach, R.	286	179	62.6	2,428	23	15	94.6	1/1
1974	Staubach, R.	360	190	52.8	2,552	11	15	68.5	14/7
1975	Staubach, R.	348	198	56.9	2,666	17	16	78.6	8/2
1976	Staubach, R.	369	208	56.4	2,715	14	11	79.9	8/5
1977	Staubach, R.	361	210	58.2	2,620	18	9	87.1	2/1
1978	Staubach, R.	413	231	55.9	3,190	25	16	84.9	1/1
1979	Staubach, R.	461	267	57.9	3,586	27	11	92.4	1/1
1980	White, D.	436	260	59.6	3,287	28	25	80.8	9/7
1981	White, D.	391	223	57.0	3,098	22	13	87.5	5/2
1982	White, D.	247	156	63.2	2,079	16	12	91.1	4/2
1983	White, D.	533	334	62.7	3,980	29	23	85.6	9/6

*Rookie

Leaders By Years (Cont.)

Year	Player	Att.	PASSING (Cont.)				Int.	Rating	NFL/ NFC
			Camp.	Pct.	Yds.	TD			Rank
1984	White, D.	233	126	54.1	1,580	11	11	71.5	22/11
1985	White, D.	450	267	59.3	3,157	21	17	80.6	9/4

Year	Player	RECEIVING					TD	NFL/ NFC
		No.	Yds.	Avg.	Long	Rank		
1960	Doran, Jim	31	554	17.9	75t	3	21	
1961	Howton, Billy	56	785	14.0	53	4	6	
1962	Howton, Billy	49	706	14.4	69t	6	15	
1963	Clarke, Frank	43	833	19.4	75t	10	3	
1964	Clarke, Frank	65	973	15.0	49	5	3	
1965	*Hayes, Bob	46	1,003	21.8	82t	12	13	
1966	Hayes, Bob	64	1,232	19.3	95t	13	4	
1967	Rentzel, Lance	58	996	17.2	74t	8	6	
1968	Rentzel, Lance	54	1,009	18.7	65t	6	3	
1969	Rentzel, Lance	43	960	22.3	75t	12	20	
1970	Hayes, Bob	34	889	26.1	89t	10	45/26	
1971	Garrison, Walt	40	396	9.9	36	1	23/10	
1972	Hill, Calvin	43	364	8.5	33t	3	18/9	
1973	Hill, Calvin	32	290	9.1	29	0	36/21	
1974	Pearson, Drew	62	1,087	17.9	50t	2	3/2	
1975	Pearson, Drew	46	822	17.9	46t	8	16/9	
1976	Pearson, Drew	58	806	13.9	54	6	4/1	
1977	Pearson, Drew	48	870	18.1	67	2	9/3	
1978	Pearson, Preston	47	256	11.2	34	0	26/15	
1979	Hill, Tony	60	1,062	17.7	75t	10	12/6	
1980	Hill, Tony	60	1,055	17.6	58t	8	16/9	
1981	Hill, Tony	46	953	20.7	63t	4	47/26	
	Springs, Ron	46	359	7.8	32t	2		
1983	Springs, Ron	73	589	8.1	80t	1	9/4	
1984	Cosbie, Doug	60	789	13.2	36	4	28/12	
1985	Hill, Tony	74	1,113	15.0	53t	7	9/3	

Year	Player	PUNTING				Had Blocked	NFL/ NFC
		No.	Avg.	Long	Rank		
1960	Sherer, Dave	57	42.5	67	1	7	
1961	*Green, Allen	61	36.7	53	1	14	
1962	Baker, Sam	57	45.4	72	0	3	
1963	Baker, Sam	71	44.2	64	0	7	
1964	*Lothridge, Billy	62	40.3	75	1	15	
1965	Villanueva, Danny	60	41.8	58	0	10	
1966	Villanueva, Danny	65	39.2	58	1	13	
1967	Villanueva, Danny	67	40.4	57	0	9	
1968	Widby, Ron	59	40.9	84	0	5	
1969	Widby, Ron	63	43.3	62	0	2	
1970	Widby, Ron	69	41.3	59	1	10/2	
1971	Widby, Ron	56	41.6	59	1	8/3	
1972	*Bateman, Marv	51	38.2	61	0	24/13	
1973	Bateman, Marv	55	41.6	62	2	11/7	
1974	*Carrell, Duane	40	39.8	59	0	11/5	
1975	*Hoopes, Mitch	68	39.4	55	1	16/9	
1976	*White, Danny	70	38.4	54	2	20/9	
1977	White, Danny	80	39.6	57	1	12/8	
1978	White, Danny	76	40.5	56	1	8/5	
1979	White, Danny	76	41.7	73	0	4/2	

*Rookie

Leaders By Years (Cont.)

Year	Player	PUNTING (Cont.)				Blocked	NFL/ NFC Rank
		No.	Avg.	Long			
1980	White, Danny	71	40.9	58	0	10/5	
1981	White, Danny	81	40.8	60	0	14/8	
1982	White, Danny	37	41.7	56	0	8/5	
1983	White, Danny	38	40.6	50	1	DNQ	
1984	White, Danny	82	38.4	54	0	28/14	
1985	*Saxon, Mike	81	41.9	57	1	13/8	

Year	Player	SCORING				NFL/ NFC Rank
		TD	PAT	FG	Tot.	
1960	Cone, Fred	0	21	6	39	27
1961	Clarke, Frank	9	0	0	54	22
1962	Baker, Sam	0	50	14	92	6
1963	Baker, Sam	0	38	9	65	14
1964	*VanRaaphorst, Dick	0	28	14	70	13
1965	Villanueva, Danny	0	37	16	85	10
1966	Villanueva, Danny	0	56	17	107	2
1967	Hayes, Bob	11	0	0	66	16
	Reeves, Dan	11	0	0	66	
1968	Clark, Mike	0	54	17	105	2
1969	Clark, Mike	0	43	20	103	2
1970	Clark, Mike	0	35	18	89	12/8
1971	Clark, Mike	0	47	13	86	13/7
1972	Fritsch, Toni	0	36	21	99	7/3
1973	Fritsch, Toni	0	43	18	97	11/7
1974	*Herrera, Efren	0	33	8	57	26/9
1975	Fritsch, Toni	0	38	22	104	3/2
1976	Herrera, Efren	0	34	18	88	6/4
1977	Herrera, Efren	0	39	18	93	3/2
1978	Septien, Rafael	0	46	16	94	5/2
1979	Septien, Rafael	0	40	19	97	8/3
1980	Septien, Rafael	0	59	11	92	13/6
1981	Septien, Rafael	0	40	27	122	1/1
1982	Septien, Rafael	0	28	10	58	11/5
1983	Septien, Rafael	0	57	22	123	5/5
1984	Septien, Rafael	0	33	23	102	13/6
1985	Septien, Rafael	0	42	19	99	17/8

Year	Player	FIELD GOALS				NFL/ NFC Rank
		Att.	Made	Pct.	Long	
1960	Cone, Fred	13	6	.462	45	12
1961	Bielski, Dick	9	6	.667	42	13
1962	Baker, Sam	27	14	.519	53	3
1963	Baker, Sam	20	9	.450	53	12
1964	*VanRaaphorst, Dick	29	14	.483	43	8
1965	Villanueva, Danny	27	16	.593	41	7
1966	Villanueva, Danny	31	17	.548	37	8
1967	Villanueva, Danny	23	9	.391	34	14
1968	Clark, Mike	29	17	.586	50	7
1969	Clark, Mike	36	20	.555	47	5
1970	Clark, Mike	27	18	.667	43	7/4
1971	Clark, Mike	25	13	.520	48	19/9
1972	Fritsch, Toni	36	21	.583	54	18/8
1973	Fritsch, Toni	28	18	.643	37	12/4
1974	*Herrera, Efren	13	8	.615	39	11/5

*Rookie

Leaders By Years (Cont.)

Year	Player	FIELD GOALS (Cont.)			Long	NFL/ NFC Rank
		Att.	Made	Pct.		
1975	Fritsch, Toni	35	22	.629	43	14/8
1976	Herrera, Efren	23	18	.783	46	1/1
1977	Herrera, Efren	29	18	.621	52	12/1
1978	Septien, Rafael	26	16	.615	48	17/9
1979	Septien, Rafael	29	19	.655	51	9/4
1980	Septien, Rafael	17	11	.647	52	13/7
1981	Septien, Rafael	35	27	.771	47	4/3
1982	Septien, Rafael	14	10	.714	53	13/6
1983	Septien, Rafael	27	22	.815	47	7/3
1984	Septien, Rafael	29	23	.793	52	4/3
1985	Septien, Rafael	28	19	.679	53	18/9

Year	Player	KICKOFF RETURNS					NFL/ NFC Rank
		No.	Yds.	Avg.	Long	TD	
1960	Franckhauser, Tom	26	526	20.2	46	0	19
1961	*Marsh, Amos	26	667	25.7	79	0	13
1962	Marsh, Amos	29	725	25.0	101t	1	10
1963	*Stiger, Jim	18	432	24.0	66	0	12
1964	*Renfro, Mel	40	1,017	25.4	65	0	7
1965	Renfro, Mel	21	630	30.0	100t	1	4
1966	Renfro, Mel	19	487	25.6	87t	1	9
1967	Garrison, Walt	20	366	18.3	36	0	23
1968	Baynham, Craig	23	590	25.7	40	0	7
1969	*Flowers, Richmond	11	283	25.7	30	0	29
1970	*Thomas, Duane	19	416	21.9	33	0	23/10
1971	Harris, Cliff	29	823	28.4	77	0	4/4
1972	Harris, Cliff	26	615	23.7	44	0	23/11
1973	**Montgomery, Mike	6	175	29.2	63	0	DNO
1974	*Morgan, Dennis	35	823	23.5	43	0	21/11
1975	Pearson, Preston	16	391	24.4	42	0	13/7
1976	*Johnson, Butch	28	693	24.8	74	0	11/5
1977	Johnson, Butch	22	536	24.4	64	0	9/5
1978	Johnson, Butch	29	603	20.8	56	0	27/12
1979	*Springs, Ron	38	780	20.5	70	0	25/12
1980	*Jones, James	32	720	22.5	41	0	11/6
1981	Jones, James	27	517	19.1	33	0	36/17
1982	Fellows, Ron	16	359	22.4	35	0	16/9
1983	Fellows, Ron	43	855	19.9	53	0	26/12
1984	Allen, Gary	33	666	20.2	34	0	24/11
1985	*Lavette, Robert	34	682	20.1	34	0	27/13

Year	Player	PUNT RETURNS					NFL/ NFC Rank
		No.	Yds.	Avg.	Long	TD	
1960	Butler, Bill	13	131	10.1	46	0	2
1961	*Marsh, Amos	14	71	5.1	19	0	14
1962	Lockett, J. W.	8	45	5.6	17	0	14
1963	*Stiger, Jim	14	141	10.1	45	0	6
1964	*Renfro, Mel	32	418	13.1	69t	1	3
1965	Renfro, Mel	24	145	6.0	35	0	9
1966	Hayes, Bob	17	106	6.2	18	0	7
1967	Hayes, Bob	24	276	11.5	69t	1	2
1968	Hayes, Bob	15	312	20.8	90t	2	1

*Rookie

**Did Not Qualify (Minimum 14 returns required).

Leaders By Years (Cont.)

Year	Player	PUNT RETURNS (Cont.)					NFL/ NFC Rank
		No.	Yds.	Avg.	Long	TD	
1969	Hayes, Bob	18	179	9.9	50	0	3
1970	Hayes, Bob	15	116	7.7	34	0	20/7
1971	Harris, Cliff	17	129	7.6	35	0	11/4
1972	Harris, Cliff	19	78	4.1	21	0	21/11
1973	*Richards, Golden	21	139	6.6	46	0	23/10
1974	*Morgan, Dennis	19	287	15.1	98t	1	3/2
1975	Richards, Golden	28	288	10.3	43t	1	12/5
1976	*Johnson, Butch	45	489	10.9	55	0	8/4
1977	Johnson, Butch	50	423	8.5	38	0	20/7
1978	Johnson, Butch	51	401	7.9	23	0	18/9
1979	*Wilson, Steve	35	236	6.8	13	0	20/7
1980	*Jones, James	54	548	10.1	52	0	5/4
1981	Jones, James	33	188	5.7	17	0	28/14
1982	Fellows, Ron	25	189	7.6	17	0	18/8
1983	Hill, Rod	30	232	7.7	37	0	20/10
1984	Allen, Gary	54	446	8.3	18	0	16/8
1985	Bates, Bill	22	152	6.9	21	0	20/8

Year	Player	INTERCEPTIONS					NFL/ NFC Rank
		No.	Yds.	Avg.	Long	TD	
1960	Bishop, Don	3	13	4.3	13	0	25
	Franckhauser, Tom	3	11	3.7	9	0	25
1961	Bishop, Don	8	172	21.5	57	0	2
1962	Bishop, Don	6	134	22.3	44	0	9
1963	Green, Cornell	7	211	30.1	55	0	6
1964	*Renfro, Mel	7	110	15.7	39t	1	4
1966	Green, Cornell	4	88	22.0	41t	1	21
	Livingston, Warren	3	5	1.7	5	0	27
	*Logan, Obert	3	5	1.7	3	0	27
1966	Green, Cornell	4	88	22.0	41	1	21
1967	Green, Cornell	7	52	7.4	28	0	7
	Renfro, Mel	7	38	5.4	30	0	9
1968	Howley, Chuck	6	115	19.2	58	1	11
1969	Renfro, Mel	10	118	11.8	41	0	1
1970	*Waters, Charlie	5	45	9.0	20	0	16/9
1971	Adderley, Herb	6	182	30.3	46	0	9/4
1972	Waters, Charlie	6	132	22.0	56	1	7/3
1973	Jordan, Lee Roy	6	78	13.0	31t	1	4/2
1974	Harris, Cliff	3	8	2.7	8	0	42/20
1975	Jordan, Lee Roy	6	80	13.3	38	0	7/4
1976	Washington, Mark	4	49	12.3	22	0	24/11
1977	Harris, Cliff	5	7	1.4	7	0	16/7
1978	Barnes, Benny	5	72	14.4	38	0	25/14
1979	Hughes, Randy	2	91	45.5	68	0	93/45
	Harris, Cliff	2	35	17.5	20	0	
	Barnes, Benny	2	20	10.0	11	0	
	Lewis, D. D.	2	8	4.0	5	0	
	Kyle, Aaron	2	0	0.0	0	0	
1980	Thurman, Dennis	5	114	22.8	78t	1	24/10
	Waters, Charlie	5	78	15.6	29	0	
1981	*Walls, Everson	11	133	12.1	33	0	1/1
1982	Walls, Everson	7	61	8.7	37	0	1/1
1983	Thurman, Dennis	6	49	8.2	34	0	15/8
1984	Downs, Michael	7	126	18.0	27t	1	4/2
1985	Walls, Everson	9	31	3.4	19	0	1/1

*Rookies

Cowboys Individual Records

NOTE: The 1982 regular season was reduced from 16 games to 9 because of a players' strike.

SCORING

TOTAL POINTS

Career

786 Rafael Septien (1978-85), 345 PATs, 147 FGs

456 Bob Hays (1965-74), 76 TDs

Season

123 Rafael Septien (1983), 57 PATs, 22 FGs

121 Rafael Septien (1981), 40 PATs, 27 FGs

107 Danny Villanueva (1966), 56 PATs, 17 FGs

105 Mike Clark (1968), 54 PATs, 17 FGs

Game

24 Dan Reeves (11/5/67 vs. Atl.), 4 TDs

24 Bob Hayes (12/20/70 vs. Hous.), 4 TDs

24 Calvin Hill (9/19/71 @ Buf.), 4 TDs

24 Duane Thomas (12/18/17 vs. St. Louis), 4 TDs

Opponent/Game

24 Dick James, @ Wash., (12/17/61)

24 Harold Jackson, @ Rams (10/14/73)

TOUCHDOWNS

Career

79 Tony Dorsett (1977-85)

76 Bob Hayes (1965-74)

51 Frank Clarke (1960-67)

Season

16 Dan Reeves (1966), 8 run, 8 pass

14 Frank Clarke (1962), 14 pass

Game

4 Dan Reeves (11/5/67 vs. Atl.), 2 run, 2 pass

4 Bob Hayes (12/20/70 vs. Hous.), 4 pass

4 Calvin Hill (9/19/71 @ Buf.), 4 run

4 Duane Thomas (12/18/71 vs. St. Louis), 3 run, 1 pass

Opponent/Game

4 Dick James, @ Wash. (12/17/61)

4 Harold Jackson, @ Rams (10/14/73)

FIELD GOALS MADE

Career

147 Rafael Septien (1978-85) 205 att.

69 Mike Clark (1968-71, 1973), 119 att.

66 Toni Fritsch (1971-73, 1975), 107 att.

Season

27 Rafael Septien (1981), 35 att.

23 Rafael Septien (1984), 29 att.

22 Rafael Septien (1983), 27 att.

22 Toni Fritsch (1975), 35 att.

Game

4 Rafael Septien (9/6/81 @ Wash.; 9/12/81 @ N. Eng.)

4 Danny Villanueva (11/24/66 vs. Cleveland)

4 Toni Fritsch (11/12/72 vs. St. Louis)

4 Toni Fritsch (9/21/75 vs. Rams)

Longest Field Goal

54 Toni Fritsch (9/24/72 @ Giants)

Opponent/Game

4 Bob Khayat, @ Wash. (10/9/60)

4 Tommy Davis, S. Fran. (11/20/60)

4 Sam Baker, @ Phil. (12/5/65)

4 Fred Cox, @ Minn. (10/18/70)

4 Chris Bahr, Raiders (10/23/83)

4 Jim Bakken, St. Louis (12/18/71)

4 Ali Haji Sheikh, Giants (11/4/84)

Opponent/Longest Field Goal

59 Tony Franklin, Phil. (11/12/79)

FIELD GOALS ATTEMPTED

Career

205 Rafael Septien (1978-85), 147 FG

119 Mike Clark (1968-71, 1973), 69 FG

107 Toni Fritsch (1971-73, 1975), 66 FG

Season

36 Toni Fritsch (1972), 21 FG

36 Mike Clark (1969), 20 FG

Game

7 Mike Clark (11/24/68 @ Chi.), 2 FG

6 Toni Fritsch (9/21/75 vs. Rams), 4 FG

Opponent/Game

7 Sam Baker, @ Phil. (12/5/65), 4 FG

EXTRA POINTS MADE

Career

345 Rafael Septien (1978-85)

180 Mike Clark (1968-71, 1973)

Season

59 Rafael Septien (1980)

57 Rafael Septien (1983)

Game

8 Rafael Septien (10/12/80 vs. S. Fran.) Att. 8

8 Mike Clark (9/15/68 vs. Det.) Att. 8

8 Danny Villanueva (10/9/66 vs. Phil.) Att. 8

Opponent/Game

7 Gerry Perry, @ St. Louis (12/9/62) Att. 7

TOTAL YARDS

Career

10,832 Tony Dorsett (1977-85)

6,217 Don Perkins (1961-68)

5,009 Calvin Hill (1969-74)

4,784 Robert Newhouse (1972-83)

Season

1,646 Tony Dorsett (1981),

4.8 per car.

Cowboys Individual Records (Cont.)

RUSHING

- 1,325 Tony Dorsett (1979), 4.6 per car.
- 1,321 Tony Dorsett (1983), 4.6 per car.
- 1,307 Tony Dorsett (1985), 4.3 per car.
- 1,189 Tony Dorsett (1984), 3.9 per car.
- 1,185 Tony Dorsett (1980), 4.3 per car.
- 1,142 Calvin Hill (1973), 4.2 per car.
- 1,107 Tony Dorsett (1979), 4.4 per car.

Game

- 206 Tony Dorsett (12/4/77 vs. Phil.) on 23 car.
- 183 Tony Dorsett (11/9/80 @ Giants) on 24 car.
- 175 Tony Dorsett (12/6/81 @ Balt.) on 30 car.
- 162 Tony Dorsett (9/21/81 @ N. Eng.) on 19 car.
- 159 Tony Dorsett (10/18/81 vs. Rams) on 27 car.
- 159 Tony Dorsett (9/29/85 @ Hous.) on 23 car.

Opponent/Game

- 232 Jim Brown, Cleve. (9/22/63)
- 206 Greg Bell, @ Buf. (11/18/84)
- 195 Earl Campbell, Hous. (11/22/79)

ATTEMPTS

Career

- 2,441 Tony Dorsett (1977-85)
- 1,500 Don Perkins (1961-68)
- 1,166 Calvin Hill (1969-74)
- 1,160 Robert Newhouse (1972-83)

Season

- 342 Tony Dorsett (1981)
- 305 Tony Dorsett (1985)
- 302 Tony Dorsett (1984)
- 290 Tony Dorsett (1978)

Game

- 32 Calvin Hill (11/10/74 vs. S. Fran.)
- 31 Calvin Hill (9/16/73 @ Chi.)

Opponent/Game

- 32 John Riggins, Wash. (10/14/84), 165 yards

TOUCHDOWNS RUSHING

Career

- 66 Tony Dorsett (1977-85)
- 42 Don Perkins (1961-68)
- 39 Calvin Hill (1969-74)
- 31 Robert Newhouse (1972-83)

Season

- 12 Tony Dorsett (1977)
- 11 Tony Dorsett (1980)
- 11 Duane Thomas (1971)

Game

- 4 Calvin Hill (9/19/71 @ Buf.)

Opponent/Game

- 3 Jim Taylor, @ Green Bay (11/13/60)
- 3 Dick James, Washington (12/17/61)

RUSHING AVERAGE

Career (700 att.)

- 4.4 Tony Dorsett (1977-85), 2,441 att.

- 4.3 Walt Garrison (1966-74), 899 att.
- 4.3 Calvin Hill (1969-74), 1,166 att.

Season (Qualifiers)

- 5.6 Amos Marsh (1962), 144-802
- 5.3 Duane Thomas (1970), 151-803
- 4.8 Tony Dorsett (1981), 342-1,646
- 4.8 Tony Dorsett (1977), 208-1,007

Game (10 att.)

- 12.1 Walt Garrison (12/9/72 vs. Wash.), 10-121
- 10.9 Amos Marsh (11/4/62 @ Wash.), 10-109
- 10.8 Dan Reeves (12/11/66 vs. Wash.), 10-108

Longest Runs

- 99 Tony Dorsett (1/3/83 @ Minn.) TD
- 84 Tony Dorsett (12/4/77 vs. Phil.) TD
- 77 Tony Dorsett (10/9/77 @ St. Louis) TD
- 77 Tony Dorsett (9/5/83 @ Wash.)
- 75 Tony Dorsett (9/21/81 @ N. Eng.) TD
- 73 Amos Bullocks (11/18/62 vs. Chi.) TD

Opponent/Longest Run

- 85 Greg Bell, @ Buf. (11/18/84) TD

PASSING

TOTAL YARDS

Career

- 22,700 Roger Staubach (1969-79)
- 17,911 Danny White (1976-85)
- 17,199 Don Meredith (1960-68)

Season

- 3,980 Danny White (1983)
- 3,586 Roger Staubach (1979)
- 3,287 Danny White (1980)
- 3,190 Roger Staubach (1978)
- 3,157 Danny White (1985)

Game

- 460 Don Meredith (11/10/63 @ S. Fran.), 30 of 48
- 406 Don Meredith (11/13/66 @ Wash.), 21 of 29
- 394 Don Meredith (11/6/66 @ Phil.), 14 of 24
- 389 Gary Hogeboom (12/22/85 @ S. Fran.), 28 of 49

Opponent/Game

- 466 Bill Wade, Chi. (11/18/62), 28 of 46
- 432 Phil Simms, @ Giants (10/6/85), 18 of 36
- 411 Sonny Jurgensen, @ Wash. (11/28/65), 26 of 46
- 408 David Woodley, Miami (10/25/81), 21 of 37
- 388 Neil Lomax, @ St. Louis (11/11/84), 27 of 52

PASS ATTEMPTS

Career

- 2,958 Roger Staubach (1969-79)
- 2,393 Danny White (1976-85)

Season

- 533 Danny White (1983), 334 com.
- 461 Roger Staubach (1979), 267 com.
- 450 Danny White (1985), 267 com.

Cowboys Individual Records (Cont.)

- 436 Danny White (1980), 260 com.
Game
 49 Roger Staubach (10/26/75 @ Phil.), 27 com.
 49 Gary Hogeboom (12/22/85 @ S. Fran.), 28 com.
Opponent/Game
 52 Neil Lomax, @ St. Louis (11/11/84)
 50 Phil Simms, Giants (12/15/85)

PASS COMPLETIONS

- Career**
 1,685 Roger Staubach (1969-79)
 1,422 Danny White (1976-85)
Season
 334 Danny White (1983), 533 att.
 267 Roger Staubach (1979), 461 att.
 267 Danny White (1985), 450 att.
 260 Danny White (1980), 436 att.
 231 Roger Staubach (1978), 413 att.
Game
 33 Gary Hogeboom (9/3/84 @ Rams), 47 att.
 31 Danny White (11/13/83 @ S. Diego), 47 att.
 31 Danny White (10/6/85 @ Giants), 46 att.
 30 Don Meredith (11/10/63 @ S. Fran.), 48 att.
Opponent/Game
 28 Bill Wade, Chicago (11/18/62), 46 att.
 28 Kent Nix, @ Pitts. (10/22/67), 45 att.
 28 Joe Theismann, @ Wash. (9/5/83), 38 att.
 28 Neil Lomax, St. Louis (11/28/85), 43 att.

TOUCHDOWN PASSES

- Career**
 153 Roger Staubach (1969-79)
 135 Don Meredith (1960-68)
Season
 29 Danny White (1983) of 334 com.
 28 Danny White (1980) of 260 com.
 27 Roger Staubach (1979) of 267 com.
 25 Roger Staubach (1978) of 231 com.
Game
 5 Eddie LeBaron (10/21/62 @ Pitt.
 5 Don Meredith (9/18/66 vs. Giants)
 5 Don Meredith (10/9/66 vs. Phil.)
 4 Don Meredith (9/29/68 @ Phil.)
 5 Craig Morton (10/19/69 vs. Phil.)
 5 Craig Morton (12/20/70 vs. Hous.)
 5 Danny White (10/30/83 @ Giants)
Opponent/Game
 6 Y.A. Tittle, @ Giants (12/16/62)

PASSES HAD INTERCEPTED

- Career**
 111 Don Meredith (1960-68)
 109 Roger Staubach (1969-79)
Season
 25 Eddie LeBaron (1960), 225 att.

- 25 Danny White (1980), 436 att.
 23 Danny White (1983), 533 att.
 21 Craig Morton (1972), 339 att.

Gama

- 5 Eddie LeBaron (9/30/60 vs. Phil.), 29 att.
 5 Eddie LeBaron (11/5/61 vs. St. Louis), 33 att.
 5 Danny White (11/9/80 @ Giants), 23 att.

Opponent/Game

- 6 Pete Liske, @ Phil. (9/26/71), 29 att.

LOWEST INTERCEPTION RATE (150 or more att.)

- Season**
 1.9 Roger Staubach (1971), 4 of 211
 2.4 Roger Staubach (1979), 11 of 461
 2.5 Roger Staubach (1977), 9 of 361
 3.0 Roger Staubach (1976), 11 of 369

COMPLETION PER CENT

- Career (1500 att.)**
 59.4 Danny White (1976-85), 1,422 of 2,393
 57.0 Roger Staubach (1969-79), 1,685 of 2,958
 50.7 Don Meredith (1960-68), 1,170 of 2,308
Season (Qualifiers)
 63.2 Danny White (1982), 156 of 247
 62.7 Danny White (1983), 334 of 533
 62.6 Roger Staubach (1973), 179 of 286
 59.7 Roger Staubach (1971), 126 of 211
Game (12 or more com.)
 87.5 Danny White (11/6/83 @ Phil.) 21 of 24
 84.2 Don Meredith (9/15/68 vs. Det.) 16 of 19
 81.2 Eddie LeBaron (9/16/62 vs. Wash.) 13 of 16

LONGEST PASS PLAYS

- 95 Don Meredith to Bob Hayes (11/13/66 vs. Wash.) TD
 91 Roger Staubach to Tony Dorsett (9/4/78 vs. Baltimore) TD
 89 Craig Morton to Bob Hayes (10/25/70 @ Kan. City) TD

Opponent/Longest Pass Play

- 94 Norm Snead to Rich Houston @ Giants (9/24/72) TD

PASS RECEIVING

TOTAL RECEPTIONS

- Career**
 489 Drew Pearson (1973-83)
 430 Tony Hill (1977-85)
 365 Bob Hayes (1965-74)
 338 Tony Dorsett (1977-85)
Season
 74 Tony Hill (1985), 1,113 vds.
 73 Ron Springs (1983), 589 vds.
 65 Frank Clarke (1964), 973 vds.
Game
 13 Lance Rentzel (11/19/67 vs. Wash.), 223 vds.

Cowboys Individual Records (Cont.)

- 11 Bill Howton (11/25/62 @ Phil.), 102 yds.
- 11 Ron Springs (9/12/81 @ N. Eng.), 72 yds.
- 11 Ron Springs (10/9/83 vs. Tampa Bay), 126 yds.
- 11 Tony Hill (9/15/85 @ Det.), 181 yds.
- 11 Doug Cosbie (9/15/85 @ Det.), 159 yds.

Opponent/Game

- 12 J. R. Wilburn, @ Pitt. (10/22/67), 142 yds.

TOTAL RECEIVING YARDS

Career

- 7,822 Drew Pearson (1973-83)
- 7,295 Bob Hayes (1965-74)
- 7,218 Tony Hill (1977-85)
- 5,214 Frank Clarke (1960-67)
- 3,565 Billy Joe DuPree (1973-83)
- 3,521 Lance Rentzel (1967-70)

Season

- 1,232 Bob Hayes (1966), 64 recpt.
- 1,113 Tony Hill (1985), 74 recpt.
- 1,087 Drew Pearson (1974), 62 recpt.
- 1,062 Tony Hill (1979), 60 recpt.
- 1,055 Tony Hill (1980), 60 recpt.
- 1,043 Frank Clarke (1962), 47 recpt.
- 1,026 Drew Pearson (1979), 55 recpt.

Game

- 246 Bob Hayes (11/13/66 @ Wash.), 9 recpt.
- 241 Frank Clarke (9/16/62 vs. Wash.), 10 recpt.
- 223 Lance Rentzel (11/19/67 vs. Wash.), 13 recpt.
- 213 Tony Hill (11/12/79 vs. Phil.), 7 recpt.

Opponent/Game

- 238 Harold Jackson, @ Rams (10/14/73), 7 recpt.

TOUCHDOWNS RECEIVING

Career

- 71 Bob Hayes (1965-74)
- 50 Frank Clarke (1960-67)
- 48 Drew Pearson (1973-83)
- 48 Tony Hill (1977-85)
- 41 Billy Joe DuPree (1973-83)

Season

- 14 Frank Clarke (1962), 47 recpt.
- 13 Bob Hayes (1966), 64 recpt.
- 12 Lance Rentzel (1969), 43 recpt.
- 12 Bob Hayes (1965), 46 recpt.

Game

- 4 Bob Hayes (12/20/70 vs. Hous.)

Opponent/Game

- 4 Harold Jackson, @ Rams (10/14/73)

RUSHING - RECEIVING

Career

- 13,820 Tony Dorsett (1977-85), 10,832 rush., 2,988 rec.
- 8,012 Drew Pearson (1973-83), 7,822 rec., 190 rush.
- 7,527 Don Perkins (1961-68), 6,217 rush., 1,310 rec.
- 7,365 Bob Hayes (1965-74), 7,295 rec., 70 rush.
- 7,302 Tony Hill (1977-85), 7,218 rec., 84 rush.

Season

- 1,971 Tony Dorsett (1981), 1,646 rush., 325 rec.
- 1,756 Tony Dorsett (1985), 1,307 rush., 449 rec.
- 1,703 Tony Dorsett (1978), 1,325 rush., 378 rec.
- 1,648 Tony Dorsett (1984), 1,189 rush., 459 rec.
- 1,608 Tony Dorsett (1983), 1,321 rush., 287 rec.

Game

- 254 Tony Dorsett (9/4/78 vs. Balt.), 147 rush., 107 rec.
- 246 Bob Hayes (11/13/66 @ Wash.), 246 rec.
- 241 Frank Clarke (9/16/62 vs. Wash.), 241 rec.
- 230 Tony Dorsett (12/4/77 vs. Phil.), 206 rush., 24 rec.

COMBINED YARDAGE

Career

- 13,853 Tony Dorsett (1977-85), 33 ret. yds.
- 9,104 Bob Hayes (1965-74), 1,739 ret. yds.
- 8,180 Dr-w Pearson (1973-83), 168 ret. yds.
- 8,005 Don Perkins (1961-68), 478 ret. yds.
- 7,666 Tony Hill (1977-85), 364 ret. yds.
- 6,493 Calvin Hill (1969-74), 125 ret. yds.
- 6,493 Walt Garrison (1966-74), 813 ret. yds.

Season

- 1,998 Amos Marsh (1962), 729 ret. yds.
- 1,971 Tony Dorsett (1981), no ret. yds.
- 1,757 Tony Dorsett (1978), 54 ret. yds.
- 1,756 Tony Dorsett (1985), no ret. yds.
- 1,627 Tony Dorsett (1984), -21 ret. yds.

Game

- 285 Bob Hayes (12/24/67 vs. Cleveland-Playoff game) 5/144 rec., 3/141 punt ret.
- 285 Calvin Hill (11/16/69 @ Wash.) 3/100 kickoff ret., 27/150 rush., 2/35 rec.

PUNTING

TOTAL PUNTS

Career

- 611 Danny White (1976-85)
- 247 Ron Widby (1968-71)
- 192 Danny Villanueva (1965-67)

Season

- 82 Danny White (1984), 38.4 av.
- 81 Danny White (1981), 40.8 av.
- 81 Mike Saxon (1985), 41.9 av.

Game

- 11 Danny White (9/23/84 vs. Phil.) 40.5 av.

AVERAGE YARDS

Career (125 Punts)

- 45.1 Sam Baker (1962-63)

Season (Qualifiers)

- 45.4 Sam Baker (1962), 57 punts

Cowboys Individual Records (Cont.)

44.2 Sam Baker (1963), 71 punts
43.3 Ron Widby (1969), 63 punts

Gams (4 or more punts)

53.4 Ron Widby (11/3/68 @ N. Orleans)
53.0 Marv Bateman (11/4/73 vs. Cin.)

LONGEST PUNT

84 Ron Widby (11/3/68 @ N. Orleans)

PUNT RETURNS

TOTAL RETURNS

Career

146 Butch Johnson (1976-83)
109 Mel Renfro (1964-77)
104 Bob Hayes (1965-74)

Season

54 Gary Allen (1984), 8.3 av.
54 James Jones (1980), 10.1 av.
51 Butch Johnson (1978), 7.9 av.

Game

9 Butch Johnson (11/15/76 vs. Buf.)

PUNT RETURN YARDAGE

Career

1,313 Butch Johnson (1976-83)
1,158 Bob Hayes (1965-74)

Season

548 James Jones (1980), 10.1 av.
489 Butch Johnson (1976), 10.9 av.
446 Gary Allen (1984), 8.3 av.

Game

122 Bob Hayes (12/8/68 vs. Pitt.), 3 ret.

Longest Kickoff Return

98 Dennis Morgan (10/13/74 vs. St. Louis)
90 Bob Hayes (12/6/68 vs. Pitt.)

AVERAGE YARDS

Career (75 ret.)

11.1 Bob Hayes (1965-74), 104 ret.
9.0 Butch Johnson (1976-83), 146 ret.

8.5 James Jones (1980-82), 87 ret.

Season (Qualifiers)

20.8 Bob Hayes (1968), 15 ret.
15.1 Dennis Morgan (1974), 19 ret.
13.1 Mel Renfro (1964), 32 ret.

Game

40.7 Bob Hayes (12/8/68 vs. Pitt.) 3 for 122 yds.

FAIR CATCHES

Career

38 Mel Renfro (1964-77)
38 Butch Johnson (1976-83)
35 Golden Richards (1973-78)

Season

18 Golden Richards (1973)
16 Cliff Harris (1972)
15 Butch Johnson (1977)
15 Gary Allen (1984)

Game (3 ret.)

4 Golden Richards (11/16/75 @ N. Eng.)
4 Golden Richards (11/7/74 @ Wash.)
4 Lance Rentzel (12/21/68 vs. Clv.-playoff game)
4 Cliff Harris (12/23/72 @ S. Fran.-playoff game)

KICKOFF RETURNS

TOTAL RETURNS

Career

85 Mel Renfro (1964-77)
79 Butch Johnson (1976-83)

Season

43 Ron Fellows (1983), 19.9 av.
40 Mel Renfro (1964), 25.4 av.
38 Ron Springs (1979), 20.5 av.

Game

8 Mel Renfro (10/29/63 vs. Green Bay), 156 yds.

KICKOFF RETURN YARDAGE

Career

2,246 Mel Renfro (1964-77)
1,832 Butch Johnson (1976-83)

Season

1,017 Mel Renfro (1964), 25.4 av.
855 Ron Fellows (1983), 19.9
823 Cliff Harris (1971), 28.4 av.
823 Dennis Morgan (1974), 23.5 av.

Game

168 Mel Renfro (11/22/64 @ Wash.), 4 ret.
157 Amos Marsh (10/14/62 vs. Phil.), 4 ret.

Longest Kickoff Return

101 Amos Marsh (10/14/62 vs. Phil.)
101 Ike Thomas (12/4/71 vs. Jets)
100 Mark Washington (11/12/70 @ Wash.)
100 Mel Renfro (11/7/65 vs. S. Fran.)

AVERAGE YARDS

Career (60 ret.)

26.4 Mel Renfro (1964-77), 85 ret.
25.7 Cliff Harris (1970-79), 63 ret.

Season (Qualifiers)

30.0 Mel Renfro (1965), 21 ret.
28.4 Cliff Harris (1971), 29 ret.

Game (3 ret.)

42.0 Mel Renfro (11/12/64 @ Wash.) 4 for 168 yds.

INTERCEPTIONS

TOTAL INTERCEPTIONS

Career

52 Mel Renfro (1964-77)
41 Charlie Waters (1970-78, 1980-81)
36 Dennis Thurman (1978-85)
34 Cornell Green (1962-74)
34 Everson Walls (1981-85)

Season

11 Everson Walls (1981), 133 yds.
10 Mel Renfro (1969), 118 yds.
9 Dennis Thurman (1981), 187 yds.
9 Everson Walls (1985), 31 yds.

Game

3 Herb Adderley (9/26/17 @ Phil.), 102 yds.
3 Lee Roy Jordan (11/4/73 vs. Cin.), 49 yds.
3 Dennis Thurman (12/31/81 vs. Phil.), 37 yds.

INTERCEPTION YARDAGE

Career

626 Mel Renfro (1964-77)
584 Charlie Waters (1970-78, 1980-81)

Cowboys Individual Records (Cont.)

562	Dennis Thurman (1978-85)
Season	
211	Cornell Green (1963), 7 for 30.1 av.
187	Dennis Thurman (1981), 9 for 20.8 av.
182	Herb Adderley (1971), 6 for 30.3 av.
Game	
121	Mike Gaechter (11/3/63 vs. Wash.) on 2 int.
Longest Interception Return	
100	Mike Gaechter (10/14/62 vs. Phil.)
96	Dennis Thurman (9/6/81 @ Wash.)
90	Mel Renfro (10/4/65 @ St. Louis)

TOUCHDOWN INTERCEPTIONS

Career	4 Dennis Thurman (1977-85)
---------------	----------------------------

TACKLES

Total Unassisted Tackles

Career	743 Lee Roy Jordan (1963-76)
Season	100 Lee Roy Jordan (1975)
Game	14 Lee Roy Jordan (10/28/73 vs. Phil.)

Total Assisted Tackles

Career	493 Lee Roy Jordan (1963-76)
Season	101 Jerry Tubbs (1960)
Game	15 Jerry Tubbs (11/27/60 vs. Chi.)

Total Tackles Combined

Career	1,236 Lee Roy Jordan (1963-76)
Season	167 Bob Breunig (1979) 163 Lee Roy Jordan (1973)
Game	21 Lee Roy Jordan (9/26/71 vs. Phil.)

SACKS

Total Sacks

Career	125 Harvey Martin (1973-83)
Season	23 Harvey Martin (1977)
Game	5 Jim Jeffcoat (11/10/85 @ Wash.)
Opponent/Game	3½ Jerry Sherk @ Clev. (9/24/79) 3½ John Mendenhall, Giants (9/29/74)

Cowboys Team Records

1960: 12 games; 1961-77: 14 games; 1978-81, 1983: 16 games. NOTE: The 1982 regular season was reduced from 16 games to 9 because of a players' strike.

SCORING

MOST POINTS SCORED

Season	479 1983
Game	59 9/15/68 vs. Detroit 59 10/12/80 vs. San Francisco

FEWEST POINTS SCORED

Season	177 1960 236 1961** 308 1984*
Game	0 11/16/70 vs. St. Louis 0 11/17/85 vs. Chicago

OPPONENT/MOST POINTS SCORED

Season	402 1962
Game	54 10/18/70 @ Minnesota

OPPONENT/FEWEST POINTS SCORED

Season	186 1968 208 1978*
Game	0 9 times, last 9/4/78 vs. Baltimore

MOST POINTS, BOTH TEAMS

Game	86 9/19/71 @ Buffalo, (Dallas 49, Buffalo 37) 78 10/23/83 vs. L.A. Raiders, (Raiders 40, Dallas 38)
-------------	--

FEWEST POINTS, BOTH TEAMS

Game	8 12/12/70 @ Cleveland, (Dallas 6, Cleveland 2)
-------------	---

MOST DECISIVE WIN

Game	49 10/9/66 vs. Philadelphia, (Dallas 56, Philadelphia 7) 46 9/15/68 vs. Detroit, (Dallas 59, Detroit 13) 45 9/18/66 vs. N.Y. Giants, (Dallas 52, Giants 7) 45 10/12/80 vs. San Fran., (Dallas 59, San Fran. 14)
-------------	--

MOST DECISIVE LOSS

Game	44 11/17/85 vs. Chicago (Chicago 44, Dallas 0)
-------------	--

MOST TOUCHDOWNS SCORED

Season	60 1980
Game	8 10/9/66 vs. Philadelphia 8 9/15/68 vs. Detroit 8 10/12/80 vs. San Francisco

FEWEST TOUCHDOWNS SCORED

Season	23 1960 29 1961** 34 1984*
---------------	----------------------------------

*16-game record;

**14-game record

Cowboys Team Records (Cont.)

OPPONENT/MOST TDS SCORED

Season
52 1962

Game
7 12/9/62 @ St. Louis
7 12/8/85 @ Cincinnati

OPPONENT/FEWEST TDS SCORED

Season
22 1973
25 1978*

MOST TOUCHDOWNS BY:

RUSHING

Season
26 1980

Game
5 9/19/71 @ Buffalo

PASSING

Season
31 1962, 83

Game
5 6 times, last 10/30/83
@ N.Y. Giants

INTERCEPTIONS

Season
4 1985

Game
2 9/9/85 vs. Washington

KO RETURNS

Season
2 1971

PUNT RETURN

Season
2 1968

FEWEST TOUCHDOWNS BY:

RUSHING

Season
6 1960
6 1961**
11 1985

PASSING

Season
10 1964
19 1984*

OPPONENT/MOST TOUCHDOWNS BY:

RUSHING

Season
24 1960

Game
5 4 times, last 10/10/65
vs. Philadelphia

PASSING

Season
33 1962

Game
5 10/30/60 vs. Baltimore
5 11/2/69 @ Cleveland

INTERCEPTIONS

Season
6 1961

KO RETURNS

Season
3 1966

PUNT RETURNS

Game
1 7 times, last 12/19/83 @
San Francisco

OPPONENT/FEWEST TDS BY:

RUSHING

Season
2 1968
3 1969
8 1984*

PASSING

Season
10 1970
11 1978*

MOST PATS SCORED

Season
59 1980

Game
8 9/15/68 vs. Detroit
8 10/12/80 vs. San Fran.

OPPONENT/MOST PATS SCORED

Season
49 1962

Game
7 12/9/62 @ St. Louis

MOST FGS SCORED

Season
27 1981
23 1984

Game
4 11/24/66 vs. Cleveland
4 11/12/72 vs. St. Louis
4 9/21/75 vs. L.A. Rams
4 9/6/81 @ Washington
4 9/21/81 @ New England

SCORE BY QUARTERS

1ST QUARTER

28 10/19/69 vs. Philadelphia
28 12/4/71 vs. N.Y. Jets

2ND QUARTER

24 9/18/66 vs. N.Y. Giants
24 10/30/66 vs. Pittsburgh
24 9/15/68 vs. Detroit
24 10/24/71 vs. New England
24 10/12/80 vs. San Francisco

3RD QUARTER

21 10/30/66 vs. Pittsburgh
21 9/24/73 vs. New Orleans
21 12/7/74 vs. Cleveland
21 9/28/75 vs. St. Louis
21 10/26/80 vs. San Diego

4TH QUARTER

21 12/19/65 @ N.Y. Giants
21 9/15/68 vs. Detroit
21 10/6/75 @ Detroit
21 10/21/73 vs. N.Y. Giants
21 11/27/80 vs. Seattle
21 10/21/84 vs. New Orleans
21 9/15/85 @ Detroit

SCORE BY HALVES

1ST HALF

42 10/19/69 vs. Philadelphia

2ND HALF

31 9/29/68 @ Philadelphia
31 11/17/68 @ Washington

OPPONENT/SCORE BY QUARTERS

1ST QUARTER

22 12/8/85 @ Cincinnati

*16-game record;

**14-game record

Cowboys Team Records (Cont.)

2ND QUARTER

28 12/16/62 @ N.Y. Giants

3RD QUARTER

21 12/17/61 @ Washington

21 12/8/85 @ Cincinnati

4TH QUARTER

21 12/9/62 @ St. Louis

21 11/28/65 @ Washington

21 11/16/70 vs. St. Louis

21 11/5/72 @ San Diego

OPPONENT/SCORE BY HALVES

1ST HALF

35 12/16/62 @ N.Y. Giants

2ND HALF

38 12/9/62 @ St. Louis

SCORE BY QUARTERS, BOTH TEAMS

1ST QUARTER

35 10/19/69 vs. Philadelphia

2ND QUARTER

38 11/10/75 vs. Kansas City

38 10/23/83 vs. L.A. Raiders

3RD QUARTER

35 9/28/75 vs. St. Louis

4TH QUARTER

35 10/21/73 vs. N.Y. Giants

SCORE BY HALVES, BOTH TEAMS

1ST HALF

59 12/16/62 @ N.Y. Giants

2ND HALF

52 9/28/75 vs. St. Louis

FIRST DOWNS

MOST FIRST DOWNS

Season

342 1978, 83

Game

33 9/15/85 @ Detroit

FEWEST FIRST DOWNS

Season

180 1960
211 1965**
321 1981*

Game

8 10/16/60 vs. Cleveland
8 11/12/61 @ Pittsburgh
8 12/10/61 @ St. Louis
8 11/29/64 vs. Green Bay
8 11/1/70 vs. Philadelphia

OPPONENT/MOST FIRST DOWNS

Season

312 1985

Game

31 10/23/83 vs. L.A. Raiders
31 12/8/85 @ Cincinnati

OPPONENT/FEWEST FIRST DOWNS

Season

199 1974
232 1978*

Game

5 11/6/66 @ Philadelphia
5 10/20/74 vs. Philadelphia

MOST FIRST DOWNS, BOTH TEAMS

648 1985

Game

55 10/1/67 vs. L.A. Rams

MOST FIRST DOWNS BY:

RUSHING

Season 147 1974

Game 19 12/6/81 @ Baltimore

PASSING

Season 208 1985

Game 23 11/10/63 @ San Francisco

PENALTY

Season 33 1985

Game 6 10/9/83 vs. Tampa Bay

FEWEST FIRST DOWNS BY:

RUSHING

Season 57 1960
87 1965**
93 1984*

Game 0 11/16/70 vs. St. Louis

PASSING

Season 95 1970
158 1981*

Game 3 8 times, last 9/23/74
@ Philadelphia

PENALTY

Season 9 1961
9 1962**
9 1971**
22 1979*

OPPONENT/MOST FIRST DOWNS BY:

RUSHING

Season 122 1961

Game 17 9/30/84 @ Chicago

PASSING

Season 193 1985

Game 21 11/18/62 vs. Chicago
21 11/20/83 vs. Kansas City
21 11/11/84 @ St. Louis

PENALTY

Season 28 1980

Game 5 11/21/65 vs. Cleveland
5 12/7/74 vs. Cleveland
5 11/20/83 vs. Kansas City

OPPONENT/FEWEST FIRST DOWNS BY:

RUSHING

Season 52 1969
82 1983*

PASSING

Season 94 1977
128 1978*

*16-game record;

**14-game record

Cowboys Team Records (Cont.)

PENALTY

Season	10	1969
	18	1981*

TOTAL YARDS

MOST NET YARDS GAINED

Season	5,968	1979
--------	-------	------

Game	652	10/6/66 vs. Philadelphia
	583	9/4/78 vs. Baltimore
	578	9/30/73 vs. St. Louis

FEWEST NET YARDS GAINED

Season	3,153	1960
	3,704	1964**
	5,320	1984*

Game	126	12/10/61 @ St. Louis
------	-----	----------------------

OPPONENT/MOST NET YARDS GAINED

Season	5,608	1985
--------	-------	------

Game	570	12/8/85 @ Cincinnati
	529	10/25/81 vs. Miami

OPPONENT/FEWEST NET YDS. GAINED

Season	3,213	1977
	4,009	1978**

Game	63	10/24/65 @ Green Bay
	80	12/10/67 vs. Philadelphia

MOST NET YARDS, BOTH TEAMS

Season	11,386	1983
--------	--------	------

Game	995	10/25/81 vs. Miami
	926	11/10/63 @ San Francisco

RUSHING

MOST YARDS RUSHING

Season	2,783	1978
--------	-------	------

Game	354	12/6/81 @ Baltimore
------	-----	---------------------

FEWEST YARDS RUSHING

Season	1,049	1960
	1,608	1965**
	1,714	1984*

Game	33	12/11/83 vs. Washington
------	----	-------------------------

OPPONENT/MOST YARDS RUSHING

Season	2,242	1960
	2,226	1984*

Game	289	10/22/61 vs. Philadelphia
------	-----	---------------------------

OPPONENT/FEWEST YARDS RUSHING

Season	1,050	1969
	1,499	1983*

Game	7	10/30/66 vs. Pittsburgh
------	---	-------------------------

MOST YARDS RUSHING, BOTH TEAMS

Season	5,760	1981
--------	-------	------

Game	510	12/6/81 @ Baltimore
	466	10/22/61 vs. Philadelphia

MOST ATTEMPTS RUSHING

Season	630	1981
--------	-----	------

Game	66	12/6/81 @ Baltimore
------	----	---------------------

FEWEST RUSHING ATTEMPTS

Season	311	1960
	416	1961**
	462	1985*

Game	16	11/7/65 vs. San Francisco
	16	11/17/85 vs. Chicago

OPPONENT/MOST ATMPTS. RUSHING

Season	510	1984
--------	-----	------

Game	54	10/11/70 vs. Atlanta
------	----	----------------------

OPPONENT/FEWEST ATMPTS. RSHNG.

Season	313	1969
	410	1983*

Game	12	10/16/83 vs. Philadelphia
	12	9/24/67 vs. N.Y. Giants
	12	10/30/66 vs. Pittsburgh

PASSING

MOST NET YARDS PASSING

Season	3,861	1985
--------	-------	------

Game	452	9/15/85 @ Detroit
------	-----	-------------------

FEWEST NET YARDS PASSING

Season	2,013	1964
	3,104	1980*

Game	-10	10/24/65 @ Green Bay
------	-----	----------------------

OPPONENT/MOST NET YDS. PASSING

Season	3,928	1983
--------	-------	------

Game	437	11/18/62 vs. Chicago
------	-----	----------------------

OPPONENT/FEWEST NET YDS. PASS.

Season	1,562	1977
	2,288	1980*

Game	-1	10/24/65 @ Green Bay
	-1	12/21/75 @ N.Y. Jets

MOST GROSS YARDS PASSING

Season	4,236	1985
--------	-------	------

Game	481	9/15/85 @ Detroit
------	-----	-------------------

FEWEST GROSS YARDS PASSING

Season	2,388	1960
	2,445	1970**
	3,356	1980*

Game	42	10/24/65 @ Green Bay
------	----	----------------------

OPPONENT/MOST GROSS YDS. PASS.

Season	4,365	1983
--------	-------	------

*16-game record;

**14-game record

Cowboys Team Records (Cont.)

Game	466	11/18/62 vs. Chicago
OPPONENT/FEWEST GROSS YDS. PASS.		
Season	1,991	1977
	2,730	1978*
Game	-15	12/21/75 @ N.Y. Jets
MOST PASS ATTEMPTS		
Season	604	1984
Game	62	9/15/85 @ Detroit
FEWEST PASS ATTEMPTS		
Season	297	1970
	439	1981*
Game	11	10/21/73 vs. N.Y. Giants
	11	10/11/70 vs. Atlanta
OPPONENT/MOST PASS ATTEMPTS		
Season	558	1983
Game	59	11/20/83 vs. Kansas City
OPPONENT/FEWEST PASS ATTEMPTS		
Season	293	1960
	326	1961**
	432	1978*
Game	10	10/3/71 vs. Washington
	10	11/22/73 vs. Miami
MOST PASS COMPLETIONS		
Season	346	1983
Game	40	9/15/85 @ Detroit
FEWEST PASS COMPLETIONS		
Season	149	1970
	251	1978*
Game	4	10/11/70 vs. Atlanta
OPPONENT/MOST PASS COMPLETIONS		
Season	299	1983
Game	33	11/20/83 vs. Kansas City
OPPONENT/FEWEST PASS COMPLNS.		
Season	146	1960
	154	1977**
	202	1978*
Game	2	12/21/75 @ N.Y. Jets
DEFENSE, MOST QB SACKS		
Season	62	1985
Game	12	11/20/66 @ Pittsburgh
	12	9/29/85 @ Houston

*16-game record;

OPPONENT/DFNS., MOST QB SACKS

Season	68	1964
Game	9	10/24/65 @ Green Bay
DEFENSE, MOST QB SACK YARDS		
Season	459	1985
Game	84	10/6/75 @ Detroit
OPNT./DFNS., MOST QB SACK YDS.		
Season	503	1964
Game	67	9/25/83 vs. New Orleans

INTERCEPTIONS

MOST PASSES INTERCEPTED		
Season	37	1981
Game	7	9/30/60 vs. Philadelphia
	7	9/26/71 @ Philadelphia
FEWEST PASSES INTERCEPTED		
Season	13	1974, 1979
OPPONENT/MOST PASSES INTER.		
Season	33	1960
Game	5	9/30/60 vs. Philadelphia
	5	11/5/61 vs. St. Louis
	5	11/9/80 @ N.Y. Giants
	5	12/2/84 @ Philadelphia
OPPONENT/FEWEST PASSES INTER.		
Season	10	1977
	13	1979*

PENALTIES

MOST PENALTIES		
Season	107	1980
Game	15	10/18/81 vs. L.A. Rams
	14	11/6/77 @ N.Y. Giants
	14	9/9/79 @ San Francisco
FEWEST PENALTIES		
Season	47	1961
	96	1978**
Game	0	12/10/61 @ St. Louis
	0	11/23/80 vs. Washington
OPPONENT/MOST PENALTIES		
Season	108	1985
Game	14	10/9/83 vs. Tampa Bay
OPPONENT/FEWEST PENALTIES		
Season	38	1961
	70	1979*
Game	0	10/21/62 @ Pittsburgh
	0	12/5/65 @ Philadelphia

**14-game record

Cowboys Team Records (Cont.)

MOST YARDS PENALIZED

Season	952	1964, 71
Game	161	11/2/70 @ Washington
	159	10/13/68 vs. Philadelphia

FEWEST YARDS PENALIZED

Season	427	1961
	704	1978*
Game	0	12/10/61 @ St. Louis
	0	11/23/80 vs. Washington

OPPONENT/MOST YARDS PENALIZED

Season	990	1985
Game	185	10/9/83 vs. Tampa Bay
	166	10/9/77 @ St. Louis

OPPONENT/FEWEST YDS. PENALIZED

Season	362	1961
	704	1979*
Game	0	10/21/62 @ Pittsburgh
	0	12/5/65 @ Philadelphia

BOTH TEAMS, FEWEST YDS. PENAL.

Season	789	1961
	1,549	1979*
Game	10	12/10/61 @ St. Louis

PUNTING

MOST PUNTS

Season	108	1984
Game	11	9/23/84 vs. Philadelphia

OPPONENT/MOST PUNTS

Season	108	1978
Game	11	9/30/62 @ L.A. Rams
	11	9/15/74 @ Atlanta
	11	11/15/76 vs. Buffalo
	11	11/22/84 vs. New England

HIGHEST AVERAGE

Season	45.4	1962
Game	53.4	11/3/68 vs. New Orleans (4)

OPPONENT/HIGHEST AVERAGE

Season	45.5	1961
Game	54.3	10/17/65 @ Cleveland (6)

PUNT RETURNS

MOST PUNT RETURNS

Season	63	1978
Game	9	11/15/76 vs. Buffalo

MOST PUNT RETURN YARDS

Season	573	1974**
	556	1980*

Game

122 12/8/68 vs. Pittsburgh

OPPONENT/MOST PUNT RETURNS

Season	55	1984
--------	----	------

Game

8 11/4/84 vs. N.Y. Giants

OPPONENT/MOST PUNT RETURN YDS.

Season	588	1983
--------	-----	------

Game

109 11/16/70 vs. St. Louis

KICKOFF RETURNS

MOST KICKOFF RETURNS

Season	70	1983
--------	----	------

Game

9 10/18/70 @ Minnesota

MOST KICKOFF RETURN YARDS

Season	1,376	1971**
	1,351	1983*

Game

260 11/7/65 vs. San Francisco

OPPONENT/MOST KICKOFF RETURNS

Season	78	1966, 83*
--------	----	-----------

Game

10 9/15/68 vs. Detroit

OPPONENT/MOST KICKOFF RET. YDS.

Season	1,806	1983
--------	-------	------

Game

261 11/6/66 @ Philadelphia

FUMBLES

MOST FUMBLES

Season	46	1961**
	45	1981*

Game

7 10/11/71 vs. N.Y. Giants

MOST FUMBLES LOST

Season	21	1961, 71, 79
--------	----	--------------

Game

5 11/13/68 @ New Orleans
5 10/11/71 vs. N.Y. Giants
5 11/10/75 vs. Kansas City

OPPONENT/MOST FUMBLES

Season	44	1973
	43	1981*

Game

7 11/28/65 @ Washington
7 11/10/75 vs. Kansas City

OPPONENT/MOST FUMBLES LOST

Season	25	1971**
	21	1983*

Game

5 10/11/71 vs. N.Y. Giants
5 9/16/73 @ Chicago
5 10/12/80 vs. San Francisco
5 10/23/83 vs. L.A. Raiders

*16-game record;

**14-game record

Miscellaneous Records

INDIVIDUAL

MOST CONSECUTIVE PASSES COMPLETED

- 12 Roger Staubach (last 11 vs. Baltimore, Sept. 4, 1978, and first one vs. N.Y. Giants, Sept. 10, 1978).
- 12 Danny White (@ Philadelphia, Nov. 6, 1983).

MOST CONSECUTIVE PASSES WITHOUT INTERCEPTION

- 166 Don Meredith (began vs. Philadelphia, Dec. 5, 1965, ended vs. St. Louis, Oct. 16, 1966).

MOST CONSECUTIVE GAMES RUSH FOR TD

- 6 Tony Dorsett in 1977.
- 6 Tony Dorsett in 1980.

MOST CONSECUTIVE GAMES CATCH TD PASS

- 7 Frank Clarke (final game of 1961 season, first six games in '62).
- 7 Bob Hayes (final three games of 1965 season, first four games in 1966).

MOST CONSECUTIVE GAMES INTERCEPT PASS

- 5 Don Bishop in 1961.

MOST CONSECUTIVE PATs

- 99 Mike Clark (last 17 in 1969, all 35 in 1970 and all 47 in 1971).

MOST CONSECUTIVE GAMES AT LEAST ONE PASS CATCH

- 59 Tony Hill (last 12 games of 1981 season, all of 1982, 1983, 1984 and 1985)

MOST CONSECUTIVE FG

- 9 Rafael Septien (began vs. New England, Sept. 21, 1981, ended vs. Miami, Oct. 25, 1981)

MOST CONSECUTIVE GAMES KICK FG

- 10 Mike Clark (final nine games of 1969 season, first game in 1970).
- 10 Toni Fritsch, twice (final seven games of 1972 season, first three games in 1973; first 10 games in 1975).

MOST SEASONS PLAYED

- 14 Bob Lilly (1961-74)
Lee Roy Jordan (1963-76)
Jethro Pugh (1965-78)
- 13 Cornell Green (1962-74)
Dave Edwards (1963-75)
D. D. Lewis (1968, 1970-81)

MOST CONSECUTIVE GAMES PLAYED

- 196 Bob Lilly (from 1961 through 1974).
- 168 Cornell Green (1962-74)
- 159 Billy Joe DuPree (1973-83)

TEAM

***CONSECUTIVE WINNING SEASONS**

- 20 (1966-85)

***CONSECUTIVE PLAYOFF APPEARANCES**

- 9 (1975-83)

***CONSECUTIVE SEASON-OPENING VICTORIES**

- 17 (1965-81)

ALL-TIME TEXAS STADIUM RECORD

- 97-24 (1971-85, regular season and playoffs)

LONGEST HOME WINNING STREAK

- 18 games (began Sept. 21, 1980 vs. Tampa Bay, ended Sept. 13, 1982 vs. Pittsburgh)

MOST CONSECUTIVE GAMES INTERCEPT PASS

- 28 Every game in 1962 and 1963.

MOST CONSECUTIVE PATs

162 1969, 1970, 1971, 1972, 1973.

MOST CONSECUTIVE GAMES WITHOUT LOSING FUMBLE

3 1973, 1974, 1975, 1976 and 1977.

*NFL record

PAT Record

- | | |
|---------------------------------------|------------------------------|
| 21 of 23 in 1960 — last 17 straight. | 34 of 34 in 1976 — all 34. |
| 29 of 29 in 1961 — all 29. | 39 of 41 in 1977 — |
| 50 of 51 in 1962 — first 33, last 17. | first 14, last 16. |
| 38 of 40 in 1963 — first 32. | 46 of 48 in 1978 — |
| 28 of 30 in 1964 — last 23. | first 8, last one. |
| 37 of 38 in 1965 — last 24. | 40 of 45 in 1979 — |
| 56 of 56 in 1966 — all 56. | first one, last 26. |
| 41 of 44 in 1967 — first 8, last 1. | 59 of 60 in 1980 — first 52, |
| 54 of 54 in 1968 — all 54. | last 7. |
| 43 of 44 in 1969 — first 26, last 17. | 40 of 40 in 1981 — all 40 |
| 35 of 35 in 1970 — all 35. | 28 of 28 in 1982 — all 28 |
| 50 of 50 in 1971 — all 50. | 57 of 59 in 1983 — |
| 36 of 36 in 1972 — all 36. | first 13, last 20. |
| 45 of 46 in 1973 — | 33 of 34 in 1984 — first 17, |
| first 24, last 21. | last 16. |
| 37 of 38 in 1974 — | 42 of 43 in 1985 — first 28, |
| first 4, last 33. | last 14 |
| 38 of 40 in 1975 — last 34. | |

Largest Margin of Victory

- 49 points, (56-7) vs. Philadelphia, 1966
- 46 points, (59-13) vs. Detroit, 1968
- 45 points, (52-7) vs. NY Giants, 1966
- 45 points, (59-14) vs. San Francisco, 1980
- 44 points, (51-7) vs. Seattle, 1980
- 42 points, (52-10) vs. Houston, 1970
- 42 points, (52-10) vs. NY Jets, 1971
- 38 points, (52-14) vs. Cleveland, 1967
(Eastern Conference Championship Game)
- 38 points, (38-0) vs. Baltimore, 1978
- 38 points, (38-0) vs. Tampa Bay, 1982
(1981 NFC Divisional Playoff)
- 37 points, (40-3) vs. New Orleans, 1973
- 37 points, (37-0) vs. Detroit, 1977
- 35 points, (49-14) vs. Philadelphia, 1969
- 35 points, (42-7) vs. Philadelphia, 1971
- 35 points, (45-10) vs. St. Louis, 1973
- 34 points, (34-0) vs. Washington, 1970

Largest Margin of Defeat

- 44 points, (44-0) vs. Chicago, 1985
- 41 points, (48-7) vs. Cleveland, 1960
- 41 points, (54-13) vs. Minnesota, 1970
- 38 points, (45-7) vs. Baltimore, 1960
- 38 points, (38-0) vs. St. Louis, 1970
- 36 points, (43-7) vs. Philadelphia, 1961
- 34 points, (41-7) vs. Green Bay, 1960
- 32 points, (52-20) vs. St. Louis, 1962
- 32 points, (42-10) vs. Cleveland, 1969
- 31 points, (45-14) @ San Francisco, 1981

Cowboys Big Days

RUSHING

(includes all 100-yard days)

- 206—Tony Dorsett vs. Philadelphia, Dec. 4, 1977 (23 carries).
- 183—Tony Dorsett @ N.Y. Giants, Nov. 9, 1980 (24 carries).
- 175—Tony Dorsett @ Baltimore, Dec. 6, 1981 (30 carries).
- 162—Tony Dorsett @ New England, Sept. 21, 1981 (19 carries).
- *160—Tony Dorsett vs. L.A. Rams, Dec. 28, 1980 (22 carries).
- 159—Tony Dorsett vs. L.A. Rams, Oct. 18, 1981 (27 carries).
- 159—Tony Dorsett @ Houston, Sept. 29, 1985 (23 carries).
- 154—Tony Dorsett vs. St. Louis, Sept. 24, 1978 (21 carries).
- 153—Tony Dorsett @ Minnesota, Jan. 3, 1983 (16 carries).
- 153—Calvin Hill vs. San Francisco, Nov. 10, 1974 (32 carries).
- 152—Tony Dorsett vs. New Orleans, Nov. 19, 1978 (25 carries).
- 151—Tony Dorsett @ Washington, Sept. 5, 1983 (14 carries).
- 150—Calvin Hill @ Washington, Nov. 16, 1969 (27 carries).
- 149—Tony Dorsett @ Green Bay, Nov. 12, 1978 (23 carries).
- 147—Tony Dorsett vs. Baltimore, Sept. 4, 1978 (15 carries).
- 145—Tony Dorsett @ Minnesota, Oct. 7, 1979 (21 carries).
- *143—Duane Thomas vs. San Francisco, Jan. 3, 1971 (27 carries).
- 141—Tony Dorsett @ Minnesota, Oct. 2, 1983 (26 carries).
- 141—Tony Dorsett @ St. Louis, Oct. 9, 1977 (14 carries).
- 140—Calvin Hill vs. Philadelphia, Oct. 20, 1974 (26 carries).
- 138—Calvin Hill @ New Orleans, Sept. 28, 1969 (23 carries).
- 137—Don Perkins vs. St. Louis, Oct. 28, 1962 (24 carries).
- 137—Don Perkins vs. N. Y. Giants, Oct. 11, 1964 (17 carries).
- *135—Duane Thomas vs. Detroit, Dec. 26, 1970 (30 carries).
- 134—Duane Thomas @ Kansas City, Oct. 25, 1970 (20 carries).
- 133—Don Perkins @ Green Bay, Oct. 24, 1965 (22 carries).
- 132—Tony Dorsett @ Washington, Sept. 6, 1981 (20 carries).
- 130—Calvin Hill @ Chicago, Sept. 16, 1973 (31 carries).
- 129—Tony Dorsett vs. St. Louis, Sept. 13, 1981 (16 carries).
- *125—Calvin Hill @ San Francisco, Dec. 23, 1972 (18 carries).
- 124—Robert Newhouse @ St. Louis, Dec. 16, 1973 (19 carries).
- 124—Tony Dorsett vs. New Orleans, Sept. 25, 1983 (16 carries).
- 123—Don Perkins vs. Cleveland, Dec. 3, 1961 (20 carries).
- 123—Duane Thomas vs. Washington, Dec. 6, 1970 (19 carries).
- 123—Calvin Hill vs. N. Y. Giants, Oct. 21, 1973 (23 carries).
- 122—Tony Dorsett vs. Miami, Oct. 25, 1981 (24 carries).
- 122—Scott Laidlaw vs. Washington, Nov. 23, 1978 (16 carries).
- 122—Tony Dorsett vs. St. Louis, Nov. 16, 1980 (26 carries).
- 121—Walt Garrison vs. Washington, Dec. 9, 1972 (10 carries).
- 121—Tony Dorsett @ N.Y. Jets, Dec. 17, 1978 (29 carries).
- 120—Robert Newhouse @ Seattle, Oct. 3, 1976 (19 carries).
- 120—Calvin Hill @ St. Louis, Dec. 3, 1972 (26 carries).
- 119—Tony Dorsett vs. Cincinnati, Sept. 30, 1979 (20 carries).
- 117—Tony Dorsett @ Seattle, Dec. 4, 1983 (26 carries).
- 117—Tony Dorsett vs. Buffalo, Nov. 9, 1981 (28 carries).
- 117—Amos Marsh vs. Cleveland, Dec. 2, 1962 (17 carries).
- 117—Calvin Hill @ Philadelphia, Sept. 20, 1970 (25 carries).
- 117—Calvin Hill vs. Atlanta, Oct. 11, 1970 (29 carries).
- 116—Tony Dorsett vs. Cleveland, Nov. 25, 1982 (20 carries).
- 115—Tony Dorsett vs. Washington, Nov. 22, 1981 (23 carries).
- 115—Duane Thomas vs. Houston, Dec. 20, 1970 (17 carries).
- 114—Dan Reeves @ Cleveland, Sept. 17, 1967 (18 carries).
- 113—Tony Dorsett vs. Pittsburgh, Oct. 13, 1985 (21 carries).
- 112—Duane Thomas vs. N. Y. Jets, Dec. 4, 1971 (14 carries).
- 111—Don Perkins vs. Cleveland, Nov. 24, 1966 (23 carries).
- 111—Don Perkins vs. Atlanta, Nov. 5, 1967 (21 carries).
- 111—Calvin Hill vs. Washington, Dec. 9, 1972 (24 carries).
- 111—Tony Dorsett @ N.Y. Giants, Sept. 10, 1978 (24 carries).
- 111—Tony Dorsett vs. St. Louis, Oct. 21, 1979 (20 carries).
- 110—Tony Dorsett @ Philadelphia, Dec. 2, 1984 (22 carries).
- *110—Tony Dorsett vs. Tampa Bay, Jan. 9, 1983 (26 carries).
- 110—Calvin Hill vs. Washington, Dec. 9, 1973 (27 carries).
- 109—Amos Marsh @ Washington, Nov. 4, 1962 (10 carries).
- 109—Don Perkins @ Washington, Sept. 29, 1963 (25 carries).
- 109—Calvin Hill vs. New Orleans, Nov. 9, 1969 (13 carries).
- 108—Don Perkins vs. Minnesota, Sept. 24, 1961 (17 carries).
- 108—Don Perkins @ Pittsburgh, Oct. 21, 1962 (20 carries).

*Playoff Game

Cowboys Big Days (Cont.)

- 108—Dan Reeves vs. Washington, Dec. 11, 1966 (10 carries).
- *108—Don Perkins vs. Green Bay, Jan. 1, 1967 (17 carries).
- 108—Calvin Hill vs. Pittsburgh, Oct. 8, 1972 (23 carries).
- 108—Robert Newhouse @ N.Y. Jets, Dec. 21, 1975 (19 carries).
- 108—Robert Newhouse @ St. Louis, Sept. 2, 1979 (18 carries).
- 108—Tony Dorsett vs. Chicago, Sept. 16, 1979 (20 carries).
- 108—Tony Dorsett vs. N.Y. Giants, Dec. 2, 1979 (29 carries).
- 108—Tony Dorsett vs. Kansas City, Nov. 20, 1983 (18 carries).
- 107—Tony Dorsett vs. Seattle, Nov. 27, 1980 (24 carries).
- 105—Tony Dorsett vs. New Orleans, Dec. 19, 1982 (25 carries).
- 104—Tony Dorsett vs. Indianapolis, Oct. 28, 1984 (24 carries).
- 104—Duane Thomas @ Washington, Nov. 22, 1970 (16 carries).
- 104—Scott Laidlaw vs. Philadelphia, Sept. 12, 1976 (19 carries).
- 103—Don Perkins @ Washington, Nov. 17, 1968 (13 carries).
- 103—Calvin Hill @ Washington, Oct. 8, 1973 (21 carries).
- 103—Tony Dorsett vs. L.A. Rams, Oct. 14, 1979 (24 carries).
- 102—Walt Garrison vs. N.Y. Giants, Oct. 27, 1969 (16 carries).
- 102—Tony Dorsett vs. St. Louis, Nov. 24, 1983 (17 carries).
- 101—Tony Dorsett vs. Philadelphia, Dec. 13, 1981 (28 carries).
- *101—Tony Dorsett @ L.A. Rams, Jan. 8, 1979 (17 carries).
- 101—Duane Thomas @ St. Louis, Nov. 7, 1971 (26 carries).
- 101—Preston Pearson vs. Green Bay, Oct. 19, 1975 (15 carries).
- 101—Robert Newhouse @ Green Bay, Nov. 12, 1978 (18 carries).
- 100—Calvin Hill @ Philadelphia, Nov. 19, 1972 (15 carries).
- 100—Calvin Hill @ Philadelphia, Oct. 28, 1973 (25 carries).
- 100—Tony Dorsett vs. Tampa Bay, Sept. 21, 1980 (20 carries).
- 100—Tony Dorsett @ Philadelphia, Oct. 20, 1985 (20 carries).

PASSING

- 460—Don Meredith @ San Francisco, Nov. 10, 1963 (30 of 48).
- 406—Don Meredith @ Washington, Nov. 13, 1966 (21 of 29).
- 394—Don Meredith @ Philadelphia, Nov. 6, 1966 (14 of 24).
- 389—Gary Hogeboom @ San Francisco, Dec. 22, 1985 (28 of 49).
- 377—Danny White vs. Tampa Bay, Oct. 9, 1983 (29 of 44).
- 362—Danny White vs. Atlanta, Oct. 27, 1985 (27 of 47).
- 358—Don Meredith vs. N.Y. Giants, Sept. 18, 1966 (14 of 24).
- 354—Danny White vs. Miami, Oct. 25, 1981 (22 of 32).
- 349—Craig Morton vs. Houston, Dec. 20, 1970 (13 of 17).
- 347—Danny White vs. Pittsburgh, Sept. 13, 1982 (25 of 36).
- 345—Eddie LeBaron vs. Pittsburgh, Sept. 24, 1960 (15 of 28).
- 343—Gary Hogeboom @ L.A. Rams, Sept. 3, 1984 (33 of 47).
- 342—Danny White @ N.Y. Giants, Oct. 6, 1985 (31 of 46).
- 339—Roger Staubach vs. Baltimore, Sept. 26, 1976 (22 of 28).
- 336—Roger Staubach vs. Washington, Dec. 16, 1979 (24 of 42).
- *330—Danny White vs. L.A. Rams, Dec. 26, 1983 (32 of 53).
- 327—Danny White vs. Washington, Dec. 9, 1984 (22 of 42).
- 326—Don Meredith vs. St. Louis, Dec. 11, 1965 (16 of 30).
- *322—Danny White @ Atlanta, Jan. 4, 1981 (25 of 39).
- 320—Gary Hogeboom vs. Philadelphia, Sept. 16, 1984 (22 of 40).
- 314—Roger Staubach @ Philadelphia, Oct. 26, 1975 (27 of 49).
- 308—Roger Staubach vs. Philadelphia, Nov. 12, 1979 (17 of 28).
- 307—Roger Staubach vs. St. Louis, Sept. 28, 1975 (23 of 34).
- 306—Don Meredith @ Philadelphia, Oct. 13, 1968 (21 of 38).
- 304—Danny White @ N.Y. Giants, Oct. 30, 1983 (15 of 33).
- 303—Roger Staubach @ Cleveland, Sept. 24, 1979 (21 of 39).
- 302—Don Meredith vs. Philadelphia, Nov. 17, 1963 (25 of 33).

RECEIVING

- 246—Bob Hayes @ Washington, Nov. 13, 1966 (9 catches).
- 241—Frank Clarke vs. Washington, Sept. 16, 1962 (10 catches).
- 223—Lance Rentzel vs. Washington, Nov. 19, 1967 (13 catches).
- 213—Tony Hill vs. Philadelphia, Nov. 12, 1979 (7 catches).
- 195—Bob Hayes vs. N.Y. Giants, Sept. 18, 1966 (6 catches).
- 190—Frank Clarke @ San Francisco, Nov. 10, 1963 (8 catches).
- 188—Drew Pearson @ Detroit, Oct. 6, 1975 (6 catches).
- 187—Bob Hayes vs. Houston, Dec. 20, 1970 (6 catches).
- 181—Tony Hill @ Detroit, Sept. 15, 1985 (11 catches).
- 177—Bob Hayes vs. Philadelphia, Oct. 10, 1965 (8 catches).
- 170—Bob Hayes @ Pittsburgh, Oct. 22, 1967 (7 catches).
- 168—Frank Clarke @ N.Y. Giants, Oct. 20, 1963 (4 catches).
- 164—Mike Renfro @ San Francisco, Dec. 22, 1985 (9 catches).
- 161—Drew Pearson @ Philadelphia, Sept. 23, 1974 (10 catches).
- 161—Tony Hill vs. Atlanta, Oct. 27, 1985 (10 catches).

Cowboys Longest Plays

LONG RUNS FROM SCRIMMAGE

- 99—Tony Dorsett @ Minnesota, Jan. 3, 1983 (TD).
- 84—Tony Dorsett vs. Philadelphia, Dec. 4, 1977 (TD).
- 77—Tony Dorsett vs. St. Louis, Oct. 9, 1977 (TD).
- 77—Tony Dorsett @ Washington, Sept. 5, 1983.
- 75—Tony Dorsett @ New England, Sept. 21, 1981 (TD).
- 73—Amos Bullocks vs. Chicago, Nov. 18, 1962 (TD).
- 71—Amos Marsh vs. N.Y. Giants, Oct. 15, 1961.
- 70—Amos Marsh vs. Washington, Nov. 4, 1962.
- 68—Les Shy vs. Philadelphia, Oct. 9, 1966.
- 67—Dan Reeves vs. Washington, Dec. 11, 1966 (TD).
- 64—Jim Stiger vs. Washington, Nov. 22, 1964.
- 63—Tony Dorsett vs. New Orleans, Nov. 19, 1978.
- 60—Tony Dorsett vs. Atlanta, Oct. 27, 1985 (TD).
- 59—Don Perkins vs. Pittsburgh, Sept. 27, 1964.
- 59—Scott Laidlaw vs. Washington, Nov. 23, 1978.
- 59—James Jones @ Baltimore, Dec. 6, 1981 (TD).
- 56—Frank Clarke vs. New Orleans, Nov. 12, 1967.
- 56—Duane Thomas vs. New England, Oct. 24, 1971 (TD).
- 56—Tony Dorsett vs. N.Y. Giants, Nov. 9, 1980.
- 55—Calvin Hill vs. New Orleans, Nov. 9, 1969.
- 55—Tony Dorsett vs. St. Louis, Nov. 24, 1983 (TD).

LONG FORWARD PASSES

- 95—Don Meredith to Bob Hayes vs. Washington, Nov. 13, 1966 (TD).
- 91—Roger Staubach to Tony Dorsett vs. Baltimore, Sept. 4, 1978 (TD).
- 89—Craig Morton to Bob Hayes vs. Kansas City, Oct. 25, 1970 (TD).
- *86—Don Meredith to Bob Hayes vs. Cleveland, Dec. 24, 1967 (TD).
- 86—Craig Morton to Lance Rentzel vs. Philadelphia, Nov. 1, 1970 (TD).
- 85—Eddie LeBaron to Amos Marsh vs. L.A. Rams, Sept. 30, 1962 (TD).
- 85—Roger Staubach to Bob Hayes vs. N.Y. Giants, Dec. 12, 1971 (TD).
- 84—Don Meredith to Pete Gent vs. Pittsburgh, Oct. 30, 1966 (TD).

LONG PUNTS

- 84—Ron Widby vs. New Orleans, Nov. 3, 1968.
- 75—Billy Lothridge vs. N.Y. Giants, Oct. 11, 1964.
- 75—Sam Baker vs. L.A. Rams, Sept. 30, 1962.
- 73—Danny White vs. L.A. Rams, Oct. 14, 1979.
- 71—Billy Lothridge vs. St. Louis, Sept. 12, 1964.
- 71—Sam Baker vs. N.Y. Giants, Dec. 16, 1962.

LONG PUNT RETURNS

- 98—Dennis Morgan vs. St. Louis, Oct. 13, 1974 (TD).
- 90—Bob Hayes vs. Pittsburgh, Dec. 8, 1968 (TD).
- 69—Bob Hayes vs. St. Louis, Nov. 23, 1967 (TD).
- 69—Mel Renfro vs. Green Bay, Nov. 29, 1964 (TD).
- *68—Bob Hayes vs. Cleveland, Dec. 24, 1967.
- 68—Gary Allen vs. Kansas City, Nov. 20, 1983 (TD).
- 63—Bob Hayes vs. N.Y. Giants, Dec. 15, 1968 (TD).
- *63—Golden Richards vs. Minnesota, Dec. 30, 1973 (TD).
- 55—Butch Johnson vs. Philadelphia, Dec. 5, 1976.
- 52—James Jones vs. Washington, Nov. 23, 1980.
- 51—Mel Renfro vs. Cleveland, Oct. 4, 1964.
- 50—Bob Hayes vs. Washington, Nov. 16, 1969.

LONG KICKOFF RETURNS

- 101—Amos Marsh vs. Philadelphia, Oct. 14, 1962 (TD).
- 101—Ike Thomas vs. N.Y. Jets, Dec. 4, 1971 (TD).
- 100—Mark Washington vs. Washington, Nov. 22, 1970 (TD).
- 100—Mel Renfro vs. San Francisco, Nov. 7, 1965 (TD).
- 97—Thomas Henderson vs. St. Louis, Sept. 28, 1975 (TD).
- *89—Rod Hill vs. Green Bay, Jan. 16, 1982.
- 89—Ike Thomas vs. L.A. Rams, Nov. 25, 1971 (TD).
- 87—Mel Renfro vs. Pittsburgh, Oct. 30, 1966 (TD).

LONG INTERCEPTION RETURNS

- 100—Mike Gaechter vs. Philadelphia, Oct. 14, 1962 (TD).
- 96—Dennis Thurman @ Washington, Sept. 6, 1981.
- 90—Mel Renfro vs. St. Louis, Oct. 4, 1965 (TD).
- 86—Mike Gaechter vs. Washington, Nov. 3, 1963.

LONG FUMBLE RETURNS

- 97—Chuck Howley vs. Atlanta, Oct. 2, 1966 (TD).
- 86—Michael Downs @ Houston, Dec. 13, 1982 (TD).
- 84—Don Bishop vs. St. Louis, Oct. 28, 1962 (TD).
- 72—Benny Barnes @ San Francisco, Oct. 11, 1981 (TD).
- 63—Jim Ridlon vs. Philadelphia, Dec. 6, 1964 (TD).

LONG RETURNS OF FIELD-GOAL ATTEMPTS

- 94—Jerry Norton vs. St. Louis, Dec. 9, 1962 (TD).
- 62—Ron Fellows vs. New Orleans, Sept. 25, 1983 (TD).
- 60—Mike Gaechter vs. Washington, Nov. 28, 1965 (TD).
- 60—Obert Logan vs. N.Y. Giants, Dec. 19, 1965 (TD).

*Playoff Game.

**THE
PLAYOFF
RECORDS**



TONY DORSETT

Cowboys Career Playoff Records

PASSING (Min. 100 Attempts)

	G	Att.	Comp.	Pct.	Yds.	TD	Int.	Rating
Staubach, Roger (1969-79)	20	410	223	54.4	2,791	24	19	76.0
White, Danny (1976-85)	18	360	206	57.2	2,284	15	16	71.6
Morton, Craig (1965-74)	9	137	49	35.8	630	4	10	30.4
NFL Record								
Starr, Bart, Green Bay (1956-71)	10	213	130	61.0	1,753	15	3	104.8

RUSHING

	G	Att.	Yds.	Avg.	Long	TD
Dorsett, Tony (1977-85)	17	302	1,383	4.6	53	9
Newhouse, Robert (1972-83)	23	174	651	3.7	19	3
Thomas, Duane (1970-71)	6	130	520	4.0	23	4
Garrison, Walt (1966-74)	15	126	493	4.0	19	0
Staubach, Roger (1969-79)	20	75	432	5.7	29	0
Hill, Calvin (1969-74)	8	90	335	3.8	48	2
Perkins, Don (1961-68)	4	66	284	4.0	24	3
Springs, Ron (1979-83)	9	42	201	4.8	32	2
Dennison, Doug (1974-78)	7	38	130	3.4	14	2
Pearson, Preston (1975-80)	13	43	135	3.1	15	0
NFL Record						
Harris, Franco, Pittsburgh (1972-84) .	19	400	1,556	3.9	50	16

RECEIVING

	G	No.	Yds.	Avg.	Long	TD
Pearson, Drew (1973-83)	22	67	1,105	16.5	83t	8
Hill, Tony (1977-85)	17	46	618	13.4	49	4
Dorsett, Tony (1977-85)	17	46	403	8.8	32	1
Pearson, Preston (1975-80)	13	43	504	11.7	34	3
DuPree, Billy Joe (1973-83)	22	38	438	11.5	28	4
Hayes, Bob (1965-74)	15	27	425	15.7	86t	3
Johnson, Butch (1976-83)	17	25	394	15.8	45t	4
Cosbie, Doug (1979-85)	11	22	243	11.1	22	3
Springs, Ron (1979-83)	9	18	106	5.9	26	1
Newsome, Timmy (1980-85)	10	17	143	8.4	21	1
NFL Record						
Biletnikoff, Fred, Oakland (1965-78)	19	70	1,167	16.7	57	10

PUNTING (Min. 20 Punts)

	G	No.	Avg.	Long	Blk.
Bateman, Marv (1972-74)	4	24	43.3	59	0
Widby, Ron (1968-71)	8	51	40.1	65	0
White, Danny (1976-83)	17	84	36.6	53	0
NFL Record					
Wilson, Jerrel, Kansas City- New England (1963-1978)	8	43	43.4	61	0

Playoff Records (Cont.)

INTERCEPTIONS

	G	No.	Yds.	Avg.	Long	TD
*Waters, Charlie (1970-78, 80-81)	25	9	124	13.8	29	0
Thurman, Dennis (1978-85)	13	7	126	18.0	39t	1
Harris, Cliff (1970-79)	21	6	103	17.2	30	0
Howley, Chuck (1961-73)	11	4	89	22.3	41	0
Lewis, D.D. (1968-81)	27	4	64	16.0	23	0
Jordan, Lee Roy (1963-76)	19	4	34	8.5	41	0
Renfro, Mel (1964-77)	21	4	32	8.0	19	0
Walls, Everson (1981-85)	7	3	20	6.7	20	0
Hughes, Randy (1975-80)	12	3	1	0.3	1	0
Barnes, Benny (1972-82)	21	3	0	0.0	0	0

*Shares NFL record with Bill Simpson, L.A. Rams-Buffalo (1974-1982)

PUNT RETURNS (Min. 10)

	G	No.	Yds.	Avg.	Long	TD
*Hayes, Bob (1965-74)	15	12	151	12.6	68	0
Johnson, Butch (1976-83)	17	19	208	11.0	44	0

*NFL record.

KICKOFF RETURNS (Min. 10)

	G	No.	Yds.	Avg.	Long	TD
Harris, Cliff (1970-79)	21	11	243	22.1	34	0
Jones, James (1980-82, 1984-85)	6	13	267	20.5	33	0
Fellows, Ron (1981-85)	6	11	191	17.4	33	0
Johnson, Butch (1976-83)	17	12	207	17.3	26	0

NFL Record

Garrett, Carl, Oakland (1976-1977)	5	16	481	30.1	62	0
------------------------------------	---	----	-----	------	----	---

SCORING

	G	TD	PAT	FG	Total
Septien, Rafael (1978-85)	13	—	40	18	94
Dorsett, Tony (1977-85)	16	10	—	—	60
Fritsch, Toni (1971-73, 75)	7	—	15	12	51
Pearson, Drew (1973-83)	22	8	—	—	48
Clark, Mike (1968-71, 73)	8	—	14	9	41
Herrera, Efren (1974, 1976-77)	4	—	10	7	31
Thomas, Duane (1970-71)	6	5	—	—	30
DuPree, Billy Joe (1973-83)	22	4	—	—	24
Johnson, Butch (1976-83)	17	4	—	—	24
Hill, Tony (1977-85)	16	4	—	—	24
Richards, Golden (1973-78)	9	4	—	—	24
Laidlaw, Scott (1975-79)	7	4	—	—	24
Villanueva, Danny (1965-67)	3	—	12	4	24

NFL Record

Blanda, George, Chi.-Hou.-Oak. (1949-1975)	19	—	49	22	115
---	----	---	----	----	-----

FIELD GOALS (Min. 10 Field Goals)

	G	Att.	Made	Pct.	Long
*Septien, Rafael (1978-85)	14	21	18	85.7	50
*Fritsch, Toni (1971-73, 75)	7	14	12	85.7	45

*NFL record.

Cowboys Single Game Playoff Records

SCORING

TOTAL POINTS

- 18 Craig Baynham (12/24/67 vs. Cleveland), 3 TDs
- 18 Preston Pearson (1/4/76 @ L.A. Rams), 3 TDs
- 13 Toni Fritsch (1/4/76 @ L.A. Rams) (kicker)
- 13 Efren Herrera (12/26/77 vs. Chicago) (kicker)
- 13 Rafael Septien (1/16/83 vs. Green Bay) (kicker)

TOUCHDOWNS

- 3 Craig Baynham (12/24/67 vs. Cleveland), 2 run, 1 pass
- 3 Preston Pearson (1/4/76 @ L.A. Rams), 3 pass

FIELD GOALS MADE

- 3 Toni Fritsch (12/23/72 @ San Francisco)
- 3 Toni Fritsch (1/4/76 @ L.A. Rams)
- 3 Efren Herrera (12/26/77 vs. Chicago)
- 3 Rafael Septien (1/9/83 vs. Tampa Bay and 1/16/83 vs. Green Bay)

LONGEST FIELD GOAL

- 50 Rafael Septien (1/16/83 vs. Green Bay)

FIELD GOALS ATTEMPTED

- 5 Efren Herrera (1/15/78 vs. Denver), 2 FG

EXTRA POINTS ATTEMPTED - MADE

- 7-7 Danny Villanueva (12/24/67 vs. Cleveland)

RUSHING

RUSHING YARDS

- 160 Tony Dorsett (12/28/80 vs. L.A. Rams), 22 carries

RUSHING ATTEMPTS

- 30 Duane Thomas (12/26/70 vs. Detroit)

TOUCHDOWNS RUSHING

- 2 Don Perkins (12/24/67 vs. Cleveland)
- 2 Craig Baynham (12/24/67 vs. Cleveland)
- 2 Tony Dorsett (12/26/77 vs. Chicago)

RUSHING AVERAGE (Min. 10 Attempts)

- 7.2 Tony Dorsett (12/28/80 vs. L.A. Rams), 22-160
- 6.9 Calvin Hill (12/23/72 @ San Francisco), 18-125
- 6.4 Don Perkins (1/1/67 vs. Green Bay), 17-108

LONGEST RUN

- 53 Tony Dorsett (1/7/79 @ L.A. Rams)

PASSING

PASSING YARDS

- 330 Danny White (12/26/83 vs. L.A. Rams), 32 of 53
- 322 Danny White (1/4/81 @ Atlanta), 25 of 39
- 312 Danny White (1/9/83 vs. Tampa Bay), 27 of 45
- 246 Roger Staubach (12/28/75 @ Minnesota), 15 of 24

PASS ATTEMPTS

- 53 Danny White (12/26/83 vs. L.A. Rams), 32 completions
- 45 Danny White (1/9/83 vs. Tampa Bay), 27 completions
- 43 Danny White (1/4/86 @ L.A. Rams), 24 completions
- 39 Danny White (1/4/81 @ Atlanta), 25 completions
- 37 Roger Staubach (12/19/76 vs. L.A. Rams), 15 completions

PASS COMPLETIONS

- 32 Danny White (12/26/83 vs. L.A. Rams), 53 attempts
- 27 Danny White (1/9/83 vs. Tampa Bay), 45 attempts
- 25 Danny White (1/4/81 @ Atlanta), 39 attempts
- 24 Danny White (1/4/86 @ L.A. Rams), 43 attempts
- 23 Danny White (1/16/83 vs. Green Bay), 36 attempts

Playoff Records (Cont.)

TOUCHDOWN PASSES

4 Roger Staubach (1/4/76 @ L.A. Rams)

PASSES HAD INTERCEPTED

4 Roger Staubach (12/30/73 vs. Minnesota)

COMPLETION PERCENTAGE (Min. 12 completions)

68.0 Roger Staubach (1/15/78 vs. Denver), 17 of 25

66.7 Danny White (1/10/82 @ San Francisco), 16 of 24

64.1 Danny White (1/4/81 @ Atlanta), 25 of 39

LONGEST COMPLETION

86 Don Meredith to Bob Hayes (12/24/67 vs. Cleveland), TD

83 Roger Staubach to Drew Pearson (12/23/73 vs. L.A. Rams), TD

MOST TIMES SACKED

7 Roger Staubach (12/23/73 vs. L.A. Rams)

7 Roger Staubach (1/18/76 vs. Pittsburgh)

PASS RECEIVING

RECEPTIONS

9 Tony Hill (12/26/83 vs. L.A. Rams), 115 yards

8 Tony Dorsett (1/4/86 @ L.A. Rams), 80 yards

RECEIVING YARDS

144 Bob Hayes (12/24/67 vs. Cleveland), 5 receptions

142 Tony Hill (1/16/83 vs. Green Bay), 7 receptions

TOUCHDOWNS RECEIVING

3 Preston Pearson (1/4/76 @ L.A. Rams)

RUSHING-RECEIVING

188 Tony Dorsett (12/28/80 vs. L.A. Rams), 160 rushing,
28 receiving

167 Duane Thomas (1/3/71 vs. San Francisco), 143 rushing,
24 receiving

COMBINED YARDAGE

285 Bob Hayes (12/24/67 vs. Cleveland), 5/144 receiving,
3/141 punt returns

PUNTING

PUNTS

9 Ron Widby (1/17/71 vs. Baltimore), 38.6 average

PUNT AVERAGE

46.9 Mike Saxon (1/4/86 @ L.A. Rams), 7 punts

PUNT RETURNS

PUNT RETURNS

5 James Jones (12/28/80 vs. L.A. Rams), 81 yards

5 Ron Fellows (1/9/83 vs. Tampa Bay), 57 yards

PUNT RETURN YARDAGE

141 Bob Hayes (12/24/67 vs. Cleveland), 3 returns

LONGEST PUNT RETURN

68 Bob Hayes (12/24/67 vs. Cleveland)

PUNT RETURN AVERAGE (3 returns)

47.0 Bob Hayes (12/24/67 vs. Cleveland), 3 for 141 yards

FAIR CATCHES

4 Lance Rentzel (12/21/68 @ Cleveland)

4 Cliff Harris (12/23/72 @ San Francisco)

KICKOFF RETURNS

KICKOFF RETURNS

5 Mel Renfro (1/1/67 vs. Green Bay), 124 yards

KICKOFF RETURN YARDAGE

124 Mel Renfro (1/1/67 vs. Green Bay), 5 returns

Playoff Records (Cont.)

LONGEST KICKOFF RETURN

- 89 Rod Hill (1/9/83 vs. Green Bay)
- 48 Thomas Henderson (1/18/76 vs. Pittsburgh)

KICKOFF RETURN AVERAGE (4 returns)

- 39.3 Rod Hill (1/9/83 vs. Green Bay), 3 for 118 yards

INTERCEPTIONS

INTERCEPTIONS

- 3 Charlie Waters (12/26/77 vs. Chicago)
- 3 Dennis Thurman (1/16/83 vs. Green Bay)

INTERCEPTION RETURN YARDAGE

- 68 Thomas Henderson (1/8/79 @ L.A. Rams), on 1 int.

LONGEST INTERCEPTION RETURN

- 68 Thomas Henderson (1/8/79 @ L.A. Rams)

Miscellaneous Individual Records

PLAYOFFS

MOST GAMES PLAYED

- 27* D. D. Lewis (SB-5; NFC-9; NFC-D-12; NFC-WC-1)
- 26 Larry Cole (SB-5; NFC-8; NFC-D-12; NFC-WC-1)
- 25 Charlie Waters (SB-5; NFC-9; NFC-D-10; NFC-WC-1)
- 23 Jethro Pugh (SB-4; NFC-9; NFC-D-10)
- 23 Robert Newhouse (SB-3; NFC-8; NFC-D-9; NFC-WC-3)

MOST SUPER BOWLS PLAYED

- 5* Larry Cole, Cliff Harris, D. D. Lewis, Charlie Waters, Rayfield Wright

MOST CONSECUTIVE PASSES WITHOUT INTERCEPTION

- 99 Roger Staubach (began vs. Minnesota, Dec. 25, 1971, ended vs. Minnesota, Dec. 30, 1973).

MOST CONSECUTIVE GAMES RUSH FOR TD

- 3 Duane Thomas (began December 25, 1971 vs. Minnesota, ended January 16, 1972, after Super Bowl victory).
- 3 Tony Dorsett (began December 26, 1977 vs. Chicago, ended December 30, 1978 vs. Atlanta; began Jan. 11, 1981 @ Philadelphia, ended January 9, 1983 vs. Tampa Bay).

MOST CONSECUTIVE GAMES CATCH TD PASS

- 2 Golden Richards (vs. Minnesota, January 1, 1978 and vs. Denver, January 15, 1978).
- 2 Drew Pearson (vs. L.A. Rams, December 28, 1980 and vs. Atlanta, January 4, 1981).
- 2 Tony Hill (vs. Tampa Bay, January 2, 1982 and @ San Francisco, January 10, 1982).

MOST CONSECUTIVE GAMES INTERCEPT PASS

- 3 Mel Renfro (vs. Detroit, December 26, 1970; vs. San Francisco January 3, 1971; and vs. Baltimore, January 17, 1971).
- 3 Randy Hughes (vs. Denver, January 15, 1978; vs. Atlanta, December 30, 1978; and vs. L.A. Rams, January 7, 1979).

MOST CONSECUTIVE GAMES AT LEAST ONE PASS CATCH

- 22 Drew Pearson (began vs. L.A. Rams, December 23, 1973, ended @ L.A. Rams, January 4, 1986).

MOST CONSECUTIVE FIELD GOALS MADE

- 15* Rafael Septien (began vs. Pittsburgh Jan. 21, 1979, ended @ Washington Jan. 22, 1983).

MOST CONSECUTIVE GAMES KICK FG

- 7 Toni Fritsch (started vs. San Francisco, December 23, 1972, ended after January 18, 1976, vs. Pittsburgh).

*NFL Record.

Cowboys Team Playoff Records

SINGLE GAME

SCORING

MOST POINTS SCORED

52 12/24/67 vs. Cleveland,
(Dallas 52, Cleveland 14)

FEWEST POINTS SCORED

0 1/4/86 @ L.A. Rams
(L.A. Rams 20, Dallas 0)

OPPONENT/MOST POINTS SCORED

38 12/28/69 vs. Cleveland,
(Cleveland 38, Dallas 14)

OPPONENT/FEWEST POINTS SCORED

0 12/26/70 vs. Detroit,
(Dallas 5, Detroit 0)
0 1/7/79 @ L.A. Rams,
(Dallas 28, L.A. Rams 0)
0 1/2/82 vs. Tampa Bay
(Dallas 38, Tampa Bay 0)

MOST DECISIVE WIN

38 1/2/82 vs. Tampa Bay
(Dallas 38, Tampa Bay 0)
38 12/24/67 vs. Cleveland,
(Dallas 52, Cleveland 14)

MOST DECISIVE LOSS

24 12/28/69 vs. Cleveland,
(Cleveland 38, Dallas 14)

MOST POINTS COMBINED

66 12/24/67 vs. Cleveland,
(Dallas 52, Cleveland 14)
66 1/21/79 vs. Pittsburgh,
(Pittsburgh 35, Dallas 31)

FIRST DOWNS

MOST FIRST DOWNS

29 12/28/80 vs. L.A. Rams
29 1/9/83 vs. Green Bay

FEWEST FIRST DOWNS

8 12/31/72 @ Washington

OPPONENT/MOST FIRST DOWNS

26 1/10/82 @ San Francisco
22 12/28/69 vs. Cleveland

OPPONENT/FEWEST FIRST DOWNS

7 12/26/70 vs. Detroit

MOST FIRST DOWNS BY:

Rushing
19 12/28/80 vs. L.A. Rams
Passing
20 12/26/83 vs. L.A. Rams
Penalty
2 8 times, last 1/10/82 @
San Francisco

FEWEST FIRST DOWNS BY:

Rushing
2 1/22/83 @ Washington
Passing
3 12/26/70 vs. Detroit
3 12/31/72 @ Washington

OPPONENT/MOST FIRST DOWNS BY:

Rushing
14 12/30/73 vs. Minnesota
Passing
17 12/28/69 vs. Cleveland
17 1/10/82 @ San Francisco
Penalty
4 1/17/71 vs. Baltimore

OPPONENT/FEWEST FIRST DOWNS BY:

Rushing
1 1/4/76 @ L.A. Rams
Passing
1 1/15/78 vs. Denver

TOTAL YARDS

MOST NET YARDS GAINED

528 12/28/80 vs. L.A. Rams

FEWEST NET YARDS GAINED

153 12/30/73 vs. Minnesota

OPPONENT/MOST NET YARDS GAINED

466 1/16/83 vs. Green Bay
393 1/10/82 @ San Francisco

OPPONENT/FEWEST NET YARDS GAINED

118 1/4/76 @ L.A. Rams

RUSHING

MOST YARDS RUSHING

345 1/2/82 vs. Tampa Bay
338 12/28/80 vs. L.A. Rams

FEWEST YARDS RUSHING

61 1/4/86 @ L.A. Rams
63 12/26/83 vs. L.A. Rams

OPPONENT/MOST YARDS RUSHING

269 1/4/86 @ L.A. Rams

OPPONENT/FEWEST YARDS RUSHING

22 1/4/76 vs. L.A. Rams

PASSING

MOST NET YARDS PASSING

310 1/4/81 @ Atlanta

FEWEST NET YARDS PASSING

22 12/26/70 vs. Detroit

OPPONENT/MOST NET YARDS PASSING

308 1/16/83 vs. Green Bay
291 1/21/79 vs. Pittsburgh

OPPONENT/FEWEST NET YARDS PASSING

35 12/30/78 vs. Atlanta

MOST GROSS YARDS PASSING

330 12/26/83 vs. L.A. Rams

FEWEST GROSS YARDS PASSING

38 12/26/70 vs. Detroit

Playoff Records (Cont.)

OPPONENT/MOST GROSS YARDS

PASSING
322 1/16/83 vs. Green Bay
320 1/4/81 @ Atlanta

OPPONENT/FEWEST GROSS YARDS

PASSING
50 1/4/86 @ L.A. Rams

MOST PASS ATTEMPTS

53 12/26/83 vs. L.A. Rams
45 1/9/83 vs. Tampa Bay

FEWEST PASS ATTEMPTS

14 12/25/71 @ Minnesota
14 12/24/77 vs. Chicago

OPPONENT/MOST PASS ATTEMPTS

40 1/3/71 vs. San Francisco

OPPONENT/FEWEST PASS ATTEMPTS

18 12/31/72 @ Washington

MOST PASS COMPLETIONS

32 12/26/83 vs. L.A. Rams
27 1/9/83 vs. Tampa Bay

FEWEST PASS COMPLETIONS

4 12/26/70 vs. Detroit

OPPONENT/MOST COMPLETIONS

22 1/10/82 @ San Francisco
20 12/28/69 vs. Cleveland

OPPONENT/FEWEST PASS

COMPLETIONS
6 1/4/86 @ L.A. Rams

DEFENSE, MOST QB SACKS

8 12/31/67 @ Green Bay,
(76 yards)

OPPONENT/DFNS., MOST QB SACKS

7 12/23/73 vs. L.A. Rams
7 1/18/76 vs. Pitt. (52 yds.)

INTERCEPTIONS

MOST PASSES INTERCEPTED BY COWBOYS

5 1/7/79 @ L.A. Rams

OPPONENT/MOST PASSES

INTERCEPTED BY
4 12/21/68 @ Cleveland
4 12/30/73 vs. Minnesota

PENALTIES

MOST PENALTIES

12 1/15/78 vs. Denver

FEWEST PENALTIES

2 7 times, last 1/18/76 vs.
Pittsburgh

OPPONENT/MOST PENALTIES

10 1/2/82 vs. Tampa Bay
8 1/19/76 @ L.A. Rams
8 1/15/78 vs. Denver

OPPONENT/FEWEST PENALTIES

0 3 times, last 1/18/76 vs.
Pittsburgh

MOST YARDS PENALIZED

133 1/17/71 vs. Baltimore

FEWEST YARDS PENALIZED

10 12/24/67 vs. Cleveland
10 12/25/71 @ Minnesota

OPPONENT/MOST YARDS PENALIZED

94 1/19/76 @ L.A. Rams

PUNTING

MOST PUNTS

9 1/17/71 vs. Baltimore

FEWEST PUNTS

2 12/24/67 vs. Cleveland
2 12/28/80 vs. L.A. Rams

OPPONENT/MOST PUNTS

8 3 times, last 1/1/78 vs.
Minnesota

OPPONENT/FEWEST PUNTS

1 12/28/69 vs. Cleveland

HIGHEST COWBOYS AVERAGE

46.9 1/4/86 @ L.A. Rams

HIGHEST OPPONENT AVERAGE

48.8 12/26/70 vs. Detroit

PUNT RETURNS

MOST PUNT RETURNS

5 1/1/78 vs. Minnesota
5 12/28/80 vs. L.A. Rams
5 1/9/83 vs. Tampa Bay

MOST PUNT RETURN YARDS

155 12/24/67 vs. Cleveland

OPPONENT/MOST PUNT RETURNS

6 12/26/70 vs. Detroit
6 1/11/81 @ Philadelphia

OPPONENT/MOST PUNT RETURN YARDS

69 1/11/81 @ Philadelphia

KICKOFF RETURNS

MOST KICKOFF RETURNS

6 4 times, last 1/16/83 vs.
Green Bay

MOST KICKOFF RETURN YARDS

173 1/16/83 vs. Green Bay

OPPONENT/MOST KICKOFF RETURNS

8 1/4/76 @ L.A. Rams
8 12/26/77 vs. Chicago

OPPONENT/MOST KICKOFF RETURN YARDS

188 12/25/71 @ Minnesota

FUMBLES

MOST FUMBLES

6 12/30/78 vs. Atlanta
6 1/15/76 vs. Denver

MOST FUMBLES LOST

3 12/23/72 @ San Francisco
3 12/28/78 vs. Atlanta
3 1/4/86 @ L.A. Rams

OPPONENT/MOST FUMBLES

5 1/17/71 vs. Baltimore
5 12/23/72 @ San Francisco
5 1/1/78 vs. Minnesota

OPPONENT/MOST FUMBLES LOST

4 1/17/71 vs. Baltimore
4 1/15/78 vs. Denver
3 1/10/82 @ San Francisco

Cowboys Big Days/Playoffs

100 YARD RUSHING GAMES

160 yards	— Tony Dorsett vs. L.A. Rams	December 29, 1977
143 yards	— Duane Thomas vs. San Francisco	January 3, 1971
135 yards	— Duane Thomas vs. Detroit	December 26, 1970
125 yards	— Calvin Hill vs. San Francisco	December 23, 1972
110 yards	— Tony Dorsett vs. Tampa Bay	January 9, 1983
108 yards	— Don Perkins vs. Green Bay	January 1, 1967
101 yards	— Tony Dorsett vs. L.A. Rams	January 7, 1979

PASSING

330 yards	— Danny White vs. L.A. Rams	December 26, 1983
322 yards	— Danny White vs. Atlanta	January 4, 1981
312 yards	— Danny White vs. Green Bay	January 4, 1976
246 yards	— Roger Staubach vs. Minnesota	December 28, 1975
243 yards	— Don Meredith vs. Minnesota	January 5, 1969
238 yards	— Don Meredith vs. Green Bay	January 1, 1967
228 yards	— Roger Staubach vs. Pittsburgh	January 21, 1979
225 yards	— Danny White vs. Green Bay	January 16, 1983
220 yards	— Roger Staubach vs. L.A. Rams	January 4, 1976
217 yards	— Danny White @ L.A. Rams	January 4, 1986
212 yards	— Don Meredith vs. Cleveland	December 24, 1967

RECEIVING

144 yards	— Bob Hayes vs. Cleveland	December 24, 1967
142 yards	— Tony Hill vs. Green Bay	January 16, 1983
136 yards	— Billy Parks vs. San Francisco	December 23, 1972
123 yards	— Preston Pearson vs. L.A. Rams	January 4, 1976
115 yards	— Tony Hill vs. L.A. Rams	December 26, 1983
102 yards	— Frank Clarke vs. Green Bay	January 1, 1967
91 yards	— Drew Pearson vs. Minnesota	December 28, 1975
90 yards	— Drew Pearson vs. Atlanta	January 4, 1981

Cowboys Longest Plays/Playoffs

LONG RUNS FROM SCRIMMAGE

53 yards	— Tony Dorsett vs. L.A. Rams	January 7, 1979
48 yards	— Calvin Hill vs. San Francisco	December 23, 1972
32 yards	— Ron Springs vs. L.A. Rams	December 28, 1980
29 yards	— Roger Staubach vs. Washington	December 31, 1972
29 yards	— Tony Dorsett vs. Pittsburgh	January 21, 1979
27 yards	— Billy Joe DuPree vs. L.A. Rams	January 30, 1979
26 yards	— Tony Dorsett vs. L.A. Rams	December 30, 1979
26 yards	— Tony Dorsett vs. Tampa Bay	January 2, 1982

LONG FORWARD PASSES

86 yards	— Don Meredith to Bob Hayes vs. Cleveland (TD)	December 24, 1967
83 yards	— Roger Staubach to Drew Pearson vs. L.A. Rams (FD)	December 23, 1973
68 yards	— Don Meredith to Frank Clarke vs. Green Bay (TD)	January 1, 1967
51 yards	— Don Meredith to Bob Hayes vs. Minnesota (TD)	January 5, 1969
50 yards	— Roger Staubach to Drew Pearson vs. Minnesota (TD)	December 28, 1975
49 yards	— Drew Pearson to Tony Hill vs. Green Bay	January 16, 1983
45 yards	— Roger Staubach to Butch Johnson vs. Denver (TD)	January 15, 1978

LONG PUNT RETURNS

68 yards	— Bob Hayes vs. Cleveland	December 24, 1967
63 yards	— Golden Richards vs. Minnesota (TD)	December 30, 1973
44 yards	— Butch Johnson vs. L.A. Rams	December 19, 1976
43 yards	— James Jones vs. L.A. Rams	December 28, 1980

LONG KICKOFF RETURNS

89 yards	— Rod Hill vs. Green Bay	January 16, 1983
48 yards	— Thomas Henderson vs. Pittsburgh	January 18, 1976
34 yards	— Cliff Harris vs. Minnesota	December 30, 1973
33 yards	— Cliff Harris vs. San Francisco	December 23, 1972
33 yards	— James Jones vs. L.A. Rams	December 28, 1980
33 yards	— Ron Fellows vs. L.A. Rams	December 26, 1983

LONG INTERCEPTION RETURNS

68 yards	— Thomas Henderson vs. L.A. Rams (TD)	January 7, 1979
60 yards	— Cornell Green vs. Cleveland (TD)	December 24, 1967
41 yards	— Chuck Howley vs. Miami	January 16, 1972
39 yards	— Dennis Thurman vs. Green Bay (TD)	January 16, 1983
31 yards	— Dennis Thurman vs. Tampa Bay	January 2, 1982
30 yards	— Cliff Harris vs. Minnesota	December 25, 1971
27 yards	— Mark Washington vs. Denver	January 15, 1978
26 yards	— Chuck Howley vs. Minnesota	December 25, 1971

LONG FUMBLE RETURNS

44 yards	— Chuck Howley vs. Cleveland (TD)	December 21, 1968
37 yards	— Mike Hegman vs. Pittsburgh (TD)	January 21, 1979
21 yards	— Randy Hughes vs. Denver	January 15, 1978
20 yards	— Charlie Waters vs. Detroit	December 26, 1970
15 yards	— D. D. Lewis vs. Chicago	December 26, 1977

The Last Time . . .

400 YARDS TOTAL OFFENSE

- By **Cowboys** — 419 @ San Francisco, 12/22/85
Playoffs — 456 vs. Tampa Bay, 1/9/83
By **Opponent** — 421, @ San Francisco, 12/22/85
Playoffs — 456 vs. Green Bay, 1/16/83

500 YARDS TOTAL OFFENSE

- By **Cowboys** — 554 @ Detroit, 9/15/85
Playoffs — 528 vs. L.A. Rams, 12/28/80
By **Opponent** — 570 @ Cincinnati, 12/8/85
Playoffs — N.A.

300 YARDS PASSING IN GAME BY PLAYER

- By **Cowboys** — Gary Hogeboom, 389, @ San Francisco, 12/22/85
Playoffs — Danny White, 330 vs. L.A. Rams, 12/26/83
By **Opponent** — Joe Montana, @ San Francisco, 322, 12/22/85
Playoffs — Lynn Dickey, Green Bay, 332, 1/16/83

400 YARDS PASSING BY PLAYER

- By **Cowboys** — 406, Don Meredith @ San Francisco, 11/13/66
Playoffs — N.A.
By **Opponent** — 432, Phil Simms, @ N.Y. Giants, 10/6/85
Playoffs — N.A.

4 TOUCHDOWN PASSES THROWN IN GAME BY PLAYER

- By **Cowboys** — Danny White, vs. St. Louis, 11/28/85
Playoffs — Roger Staubach @ L.A. Rams, 1/4/76
By **Opponent** — Dan Marino, @ Miami, 12/17/84
Playoffs — Terry Bradshaw, Pittsburgh, 1/21/79

100 YARDS RUSHING IN GAME BY PLAYER

- By **Cowboys** — Tony Dorsett, 100, @ Philadelphia, 10/20/85
Playoffs — Tony Dorsett, 110 vs. Tampa Bay, 1/9/83
By **Opponent** — James Brooks, 109, @ Cincinnati, 12/8/85
Playoffs — John Riggins, 140 @ Washington, 1/22/83

200 YARDS RUSHING BY PLAYER

- By **Cowboys** — 206, Tony Dorsett vs. Philadelphia, 12/4/77
Playoffs — N.A.
By **Opponents** — 206, Greg Bell, @ Buffalo, 11/18/84
Playoffs — 248, Eric Dickerson, @ L.A. Rams, 1/4/86

3 TOUCHDOWNS RUSHING IN GAME BY PLAYER

- By **Cowboys** — Ron Springs (1,4,1) vs. St. Louis, 9/13/81
Playoffs — N.A.
By **Opponent** — Dick James (5,3,39) @ Washington, 12/17/61
Playoffs — Larry Schreiber (1,1,1) @ San Francisco, 12/23/72

100 YARDS RECEIVING IN GAME BY PLAYER

- By **Cowboys** — Mike Renfro, 164, and Karl Powe, 127, @ San Francisco, 12/22/85
Playoffs — Tony Hill, 115 yards, vs. L.A. Rams, 1/26/83
By **Opponent** — Jerry Rice, 111, @ San Francisco, 12/22/85
Playoffs — James Lofton, 109 yards, Green Bay, 1/16/83

3 TOUCHDOWN CATCHES IN GAME BY PLAYER

- By **Cowboys** — Drew Pearson (16,22,17) vs. San Francisco, 10/12/80
Playoffs — Preston Pearson (18,15,19) @ L.A. Rams, 1/4/76
By **Opponent** — Mark Clayton (41, 39, 63) @ Miami, 12/17/84
Playoffs — N.A.

3 TOUCHDOWNS IN GAME BY PLAYER

- By **Cowboys** — Ron Springs (3 rush) vs. St. Louis, 9/13/81
Playoffs — Preston Pearson (3 receive) @ L.A. Rams, 1/4/76
By **Opponent** — Mark Clayton (3 receive), @ Miami, 12/17/84
Playoffs — Larry Schreiber (3 run) @ San Francisco, 12/23/72

4 TOUCHDOWNS IN GAME BY PLAYER

- By **Cowboys** — Duane Thomas (3 run, 1 receive) vs. St. Louis, 12/18/71
Playoffs — N.A.
By **Opponent** — Harold Jackson (4 receive) @ L.A. Rams, 10/14/73
Playoffs — N.A.

3 INTERCEPTIONS IN GAME BY PLAYER

- By **Cowboys** — Dennis Thurman vs. Philadelphia, 12/13/81
Playoffs — Dennis Thurman vs. Green Bay, 1/16/83
By **Opponent** — Roger Wehrli @ St. Louis, 12/7/75
Playoffs — N.A.

PUNT RETURNED FOR TD

- By Cowboys** — Gary Allen, 68 yards, vs. Kansas City, 11/20/83
Playoffs — Golden Richards, 63 yards vs. Minnesota, 12/30/73
By Opponent — Dana McLemore, 56 yards, @ San Francisco, 12/19/83
Playoffs — N.A.

KICKOFF RETURN FOR TD

- By Cowboys** — Thomas Henderson, 97 yards vs. St. Louis, 9/28/75
Playoffs — N.A.
By Opponent — Roy Green, 106 yards, St. Louis, 10/21/79
Playoffs — Vic Washington, 97 yards, @ San Francisco, 12/23/72

INTERCEPTION RETURNED FOR TD

- By Cowboys** — Jim Jeffcoat, 65 yards vs. N.Y. Giants, 12/15/85
Playoffs — Dennis Thurman, 39 yards vs. Green Bay, 1/16/83
By Opponent — Mike Richardson, Chicago, 36 yards, 11/17/85
Playoffs — Darryl Grant, @ Washington, 10 yards, 1/22/83

FUMBLE RETURNED FOR TD

- By Cowboys** — Jim Jeffcoat, recovered in endzone vs. New Orleans, 10/21/84
Playoffs — Mike Hegman, 37 yards vs. Pittsburgh, 1/21/79
By Opponent — Ardy Headen, 81 yards, N.Y. Giants, 9/9/84
Playoffs — Hugh Green, vs. Tampa Bay, 60 yards, 1/9/83

PUNT BLOCKED FOR TD

- By Cowboys** — Everson Walls, @ Cincinnati (Penn runs 46 yards), 12/8/85
Playoffs — N.A.
By Opponent — Miles McPherson, @ San Diego, (Derrie Nelson runs 21 yards), 11/13/83
Playoffs — N.A.

50 POINTS SCORED IN A GAME

- By Cowboys** — Dallas 51, Seattle 7, 11/27/80
Playoffs — Dallas 52, Cleveland 14, 12/24/67
By Opponent — @ Cincinnati 50, Dallas 24, 12/8/85
Playoffs — N.A.

40 POINTS SCORED IN A GAME

- By Cowboys** — Dallas 44, Washington 14, 9/9/85
Playoffs — N.A.
By Opponent — Chicago 44, Dallas 0, 11/17/85
Playoffs — N.A.

SHUTOUT SCORED

- By Cowboys** — Dallas 38, Baltimore 0, 9/4/78
Playoffs — Dallas 38, Tampa Bay 0, 1/2/82
By Opponent — Chicago 44, Dallas 0, 11/17/85
Playoffs — @ L.A. Rams 20, Dallas 0, 1/4/86

SAFETY SCORED

- By Cowboys** — John Dutton, tackled Pisarcik in endzone @ Philadelphia, 12/2/84
Playoffs — Randy White tackled V. Ferragamo in end zone, vs. L.A. Rams, 12/30/79
By Opponent — Ross Browner, tackled D. White in endzone, @ Cincinnati, 12/8/85
Playoffs — Reggie Harrison, blocked punt out of end zone, Pittsburgh, 1/18/76

PAT MISSED

- By Cowboys** — vs. Philadelphia, 11/24/85 (Septien)
Playoffs — @ Atlanta, 1/4/81 (Septien)
By Opponent — @ Cincinnati, 12/8/85 (Breech)
Playoffs — Green Bay, 1/16/83 (Stenerud)

FIELD GOAL BLOCKED

- By Cowboys** — @ St. Louis, 11/11/84 (Downs)
Playoffs — @ Philadelphia, 1/11/81 (Mitchell)
By Opponent — @ St. Louis, 11/11/84 (Art Plunkett)
Playoffs — @ San Francisco, 1/2/72 (Frank Nunley)

PUNT BLOCKED

- By Cowboys** — Everson Walls, @ Cincinnati, 12/8/85
Playoffs — N.A.
By Opponent — Frank Bush, @ Houston, 9/29/85
Playoffs — Reggie Harrison, Pittsburgh, 1/18/76

PAT BLOCKED

- By Cowboys** — Downs vs. Green Bay, 9/23/83
Playoffs — Rod Hill vs. Green Bay, 1/16/83
By Opponent — Vernon Maxwell, Indianapolis, 10/28/84
Playoffs — Carl Eller, Minnesota, 1/1/78

Cowboys on the Road

CHICAGO (Aug. 3)	
London Hilton	441/493-8000
SAN DIEGO (Aug. 9)	
Islandia Hyatt	619/224-3541
DETROIT (Sept. 14)	
Hyatt Regency Dearborn	313/593-1234
ST. LOUIS (Sept. 29)	
Adam's Mark	314/241-7400
DENVER (Oct. 5)	
Westin-Tabor Center	303/572-9100
PHILADELPHIA (Oct. 19)	
Wyndam Franklin Plaza	215/448-2000
N.Y. GIANTS (Nov. 2)	
Loews Glenpointe	201/836-0600
SAN DIEGO (Nov. 16)	
Islandia Hyatt	619/224-3541
WASHINGTON (Nov. 23)	
J. W. Marriott	202/393-2000
L.A. RAMS (Dec. 7)	
Hotel Meridien	714/476-2001

THANKSGIVING DAY RECORD

(14-3-1)

1966 W Cleveland 26-14	1976 W St. Louis 19-14
1967 W St. Louis 46-21	1977 DNP
1968 W Washington 29-20	1978 W Washington 37-10
1969 T San Francisco 24-24	1979 L Houston 30-24
1970 W Green Bay 16-3	1980 W Seattle 51-7
1971 W Los Angeles 28-21	1981 W Chicago 10-9
1972 L San Francisco 31-10	1982 W Cleveland 31-14
1973 L Miami 14-7	1983 W St. Louis 35-17
1974 W Washington 24-23	1984 W New England 20-17
1975 DNP	1985 W St. Louis 35-17

COWBOYS' WON-LOST RECORD

Vs. AFC — 38-15
On Monday Night Football — 14-14
On Sunday Night Football — 5-1
In Overtime — 5-2
In Season Openers — 21-4-1
On Thanksgiving Day — 14-3-1

THE HISTORY



RANDY WHITE



Cowboys All-Time Results

All-Time Regular Season Record: 223-126-6

Playoff Record: 20-15

*—Denotes Home Games

1960 (0-11-1)

Tom Landry, Head Coach

9/24	L	*28	Pittsburgh (30,000)	35
9/30	L	*25	Philadelphia (18,500)	27
10/9	L	14	Washington (21,142)	26
10/16	L	* 7	Cleveland (28,500)	48
10/23	L	10	St. Louis (23,128)	12
10/30	L	* 7	Baltimore (25,500)	45
11/6	L	*13	Los Angeles (16,000)	38
11/13	L	7	Green Bay (32,294)	41
11/20	L	*14	San Francisco (10,000)	26
11/27	L	7	Chicago (39,951)	17
12/4	T	31	New York (55,033)	31
12/11	L	14	Detroit (43,272)	23
		177		369

1963 (4-10)

Tom Landry, Head Coach

9/14	L	* 7	St. Louis (36,432)	34
9/22	L	*24	Cleveland (28,710)	41
9/29	L	17	Washington (40,101)	21
10/6	L	21	Philadelphia (60,671)	24
10/13	W	*17	Detroit (27,264)	14
10/20	L	21	New York (62,889)	37
10/27	L	21	Pittsburgh (19,047)	27
11/3	W	*35	Washington (18,838)	20
11/10	L	24	San Francisco (29,563)	31
11/17	W	*27	Philadelphia (23,694)	20
11/24	L	17	Cleveland (55,096)	27
12/1	L	*27	New York (29,653)	34
12/8	L	*19	Pittsburgh (24,136)	24
12/15	W	28	St. Louis (12,695)	24
		305		378

1961 (4-9-1)

Tom Landry, Head Coach

9/17	W	*27	Pittsburgh (23,500)	24
9/24	W	*21	Minnesota (20,500)	7
10/1	L	7	Cleveland (43,638)	25
10/8	W	28	Minnesota (33,070)	0
10/15	L	*10	New York (41,500)	31
10/22	L	* 7	Philadelphia (25,000)	43
10/29	W	17	New York (60,254)	16
11/5	L	*17	St. Louis (20,500)	31
11/12	L	7	Pittsburgh (17,519)	37
11/19	T	*28	Washington (17,500)	28
11/26	L	13	Philadelphia (60,127)	35
12/3	L	*17	Cleveland (23,500)	38
12/10	L	13	St. Louis (15,384)	31
12/17	L	24	Washington (21,451)	34
		236		380

1964 (5-8-1)

Tom Landry, Head Coach

9/12	L	* 6	St. Louis (36,605)	16
9/20	W	*24	Washington (25,158)	18
9/27	L	17	Pittsburgh (35,594)	23
10/4	L	6	Cleveland (72,062)	27
10/11	T	*13	New York (33,324)	13
10/18	L	*16	Cleveland (37,456)	20
10/25	W	31	St. Louis (28,253)	13
11/1	W	24	Chicago (47,527)	10
11/8	W	31	New York (63,031)	21
11/15	L	*14	Philadelphia (55,972)	17
11/22	L	16	Washington (49,219)	28
11/29	L	*21	Green Bay (44,975)	45
12/6	L	14	Philadelphia (60,671)	24
12/13	W	*17	Pittsburgh (35,271)	14
		250		289

1962 (5-8-1)

Tom Landry, Head Coach

9/16	T	*35	Washington (15,730)	35
9/23	L	*28	Pittsburgh (19,478)	30
9/30	W	27	Los Angeles (26,907)	17
10/7	L	10	Cleveland (44,040)	19
10/14	W	*41	Philadelphia (18,645)	19
10/21	W	42	Pittsburgh (23,106)	27
10/28	L	*24	St. Louis (16,027)	28
11/4	W	38	Washington (49,888)	10
11/11	L	*10	New York (45,668)	41
11/18	L	*33	Chicago (12,692)	34
11/25	L	14	Philadelphia (58,070)	28
12/2	W	*45	Cleveland (24,226)	21
12/9	L	20	St. Louis (14,102)	52
12/16	L	31	New York (62,694)	41
		393		402

1965 (7-7)

Tom Landry, Head Coach

9/19	W	*31	New York (59,366)	2
9/26	W	*27	Washington (61,577)	7
10/4	L	13	St. Louis (32,034)	20
10/10	L	*24	Philadelphia (56,249)	35
10/17	L	17	Cleveland (80,451)	23
10/24	L	3	Green Bay (48,311)	13
10/31	L	13	Pittsburgh (37,804)	22
11/7	W	*39	San Francisco (39,677)	31
11/14	W	*24	Pittsburgh (57,293)	17
11/21	L	*17	Cleveland (76,251)	24
11/28	L	31	Washington (50,205)	34
12/5	W	21	Philadelphia (54,714)	19
12/11	W	*27	St. Louis (38,499)	13
12/19	W	38	New York (62,871)	20
		325		280

PLAYOFF BOWL GAME (Miami)

1/9/66	L	3	Baltimore (65,569)	35
--------	---	---	--------------------	----

1966 (10-3-1)

Tom Landry, Head Coach

9/18	W	*52	New York (60,010)	7
9/25	W	*28	Minnesota (64,116)	17
10/2	W	47	Atlanta (56,990)	14
10/9	W	*56	Philadelphia (69,372)	7
10/16	T	10	St. Louis (50,673)	10
10/23	L	21	Cleveland (84,721)	30
10/30	W	*52	Pittsburgh (58,453)	21
11/6	L	23	Philadelphia (60,658)	24
11/13	W	31	Washington (50,927)	30
11/20	W	20	Pittsburgh (42,185)	7
11/24	W	*26	Cleveland (80,259)	14
12/4	W	*31	St. Louis (76,965)	17
12/11	L	*31	Washington (64,198)	34
12/18	W	17	New York (62,735)	7
		445		239

1966 CHAMPIONSHIP GAME (Dis.)

1/1/67	L	27	Green Bay (75,504)	34
--------	---	----	--------------------	----

1967 (9-5)

Tom Landry, Head Coach

9/17	W	21	Cleveland (81,039)	14
9/24	W	*38	New York (66,209)	24
10/1	L	*13	Los Angeles (75,229)	35
10/8	W	17	Washington (50,566)	14
10/15	W	*14	New Orleans (64,128)	10
10/22	W	24	Pittsburgh (39,641)	21
10/29	L	14	Philadelphia (60,740)	21
11/5	W	*37	Atlanta (54,751)	7
11/12	W	27	New Orleans (83,437)	10
11/19	L	*20	Washington (75,538)	27
11/23	W	*46	St. Louis (68,787)	21
12/3	L	17	Baltimore (60,238)	23
12/10	W	*38	Philadelphia (55,834)	17
12/16	L	16	San Francisco (27,182)	24
		342		268

1967 EASTERN CHAMPIONSHIP GAME (Dallas)

12/24	W	52	Cleveland (70,786)	14
-------	---	----	--------------------	----

1967 CHAMPIONSHIP GAME (Green Bay)

12/31	L	17	Green Bay (50,861)	21
-------	---	----	--------------------	----

1968 (12-2)

Tom Landry, Head Coach

9/15	W	*59	Detroit (61,382)	13
9/22	W	*28	Cleveland (68,733)	7
9/29	W	45	Philadelphia (60,858)	13
10/6	W	27	St. Louis (48,296)	10
10/13	W	*34	Philadelphia (72,083)	14
10/20	W	20	Minnesota (47,644)	7
10/28	L	*17	Green Bay (74,604)	28
11/3	W	17	New Orleans (84,728)	3
11/10	L	*21	New York (72,163)	27
11/17	W	44	Washington (50,816)	24
11/24	W	34	Chicago (46,667)	3
11/28	W	*29	Washington (66,076)	20
12/8	W	*28	Pittsburgh (55,069)	7
12/15	W	28	New York (62,617)	10
		431		186

1968 EASTERN CHAMPIONSHIP GAME (Cleveland)

12/21	L	20	Cleveland (81,497)	31
-------	---	----	--------------------	----

PLAYOFF BOWL GAME (Miami)

1/5/69	W	17	Minnesota (22,961)	13
--------	---	----	--------------------	----

1969 (11-2-1)

Tom Landry, Head Coach

9/21	W	*24	St. Louis (62,134)	3
9/28	W	21	New Orleans (79,557)	17
10/5	W	38	Philadelphia (60,658)	7
10/12	W	24	Atlanta (54,833)	17
10/19	W	*49	Philadelphia (71,509)	14
10/27	W	*25	New York (58,964)	3
11/2	L	10	Cleveland (84,850)	42
11/9	W	*33	New Orleans (68,282)	17
11/16	W	41	Washington (50,474)	28
11/23	L	23	Los Angeles (79,105)	24
11/27	T	*24	San Francisco (62,348)	24
12/7	W	*10	Pittsburgh (24,990)	7
12/13	W	*27	Baltimore (63,191)	10
12/21	W	*20	Washington (56,924)	10
		369		233

1969 EASTERN CHAMPIONSHIP GAME (Dallas)

12/28	L	14	Cleveland (69,321)	38
-------	---	----	--------------------	----

PLAYOFF BOWL GAME (Miami)

1/3/70	L	0	Los Angeles (31,151)	31
--------	---	---	----------------------	----

1970 (10-4)

Tom Landry, Head Coach

9/20	W	17	Philadelphia (59,728)	7
9/27	W	*28	N.Y. Giants (57,239)	10
10/4	L	7	St. Louis (50,780)	20
10/11	W	*13	Atlanta (53,611)	0
10/18	L	13	Minnesota (47,900)	54
10/25	W	27	Kansas City (51,158)	16
11/1	W	*21	Philadelphia (55,736)	17
11/8	L	20	N.Y. Giants (62,928)	23
11/16	L	*0	St. Louis (69,323)	38
11/22	W	45	Washington (50,415)	21
11/26	W	*16	Green Bay (67,182)	3
12/6	W	*34	Washington (57,936)	0
12/12	W	6	Cleveland (75,458)	2
12/20	W	*52	Houston (50,504)	10
		299		221

1970 DIVISIONAL PLAYOFF (Dallas)

12/26	W	5	Detroit (73,167)	0
-------	---	---	------------------	---

1970 NFC CHAMPIONSHIP GAME (San Francisco)

1/3/71	W	17	San Francisco (59,625)	10
--------	---	----	------------------------	----

SUPER BOWL V (Miami)

1/17/71	L	13	Baltimore (80,055)	16
---------	---	----	--------------------	----

1971 (11-3)

Tom Landry, Head Coach

9/19	W	49	Buffalo (46,206)	37
9/26	W	42	Philadelphia (65,358)	7
10/3	L	*16	Washington (72,000)	20
10/11	W	*20	N. Y. Giants (68,378)	13
10/17	L	14	New Orleans (83,088)	24
10/24	W	*44	New England (65,708)	21
10/31	L	19	Chicago (55,049)	23
11/7	W	16	St. Louis (50,486)	13
11/14	W	*20	Philadelphia (60,178)	7
11/21	W	13	Washington (53,041)	0
11/25	W	*28	Los Angeles (66,595)	21
12/4	W	*52	N. Y. Jets (66,689)	10
12/12	W	42	N. Y. Giants (62,815)	14
12/18	W	*31	St. Louis (66,672)	12
		406		222

1971 DIVISIONAL PLAYOFF (Minnesota)

12/25	W	20	Minnesota (49,100)	12
-------	---	----	--------------------	----

1971 NFC CHAMPIONSHIP GAME (Dallas)

1/2/72	W	14	San Francisco (66,311)	3
--------	---	----	------------------------	---

SUPER BOWL VI (New Orleans)

1/16/72	W	24	Miami (81,035)	3
---------	---	----	----------------	---

1972 (10-4)

Tom Landry, Head Coach

9/17	W	*28	Philadelphia (55,850)	6
9/24	W	23	N.Y. Giants (62,725)	14
10/1	L	13	Green Bay (47,103)	16
10/8	W	*17	Pittsburgh (65,682)	13
10/15	W	21	Baltimore (58,992)	0
10/22	L	20	Washington (53,039)	24
10/30	W	*28	Detroit (65,378)	24
11/5	W	34	San Diego (54,476)	28
11/12	W	*33	St. Louis (65,218)	24
11/19	W	28	Philadelphia (65,720)	7
11/23	L	*10	San Francisco (65,124)	31
12/3	W	27	St. Louis (49,797)	6
12/9	W	*34	Washington (65,136)	24
12/17	L	*3	N.Y. Giants (64,602)	23
		319		240

1972 DIVISIONAL PLAYOFF

(San Francisco)

12/23	W	30	San Francisco (61,214)	28
-------	---	----	------------------------	----

1972 NFC CHAMPIONSHIP GAME

(Washington)

12/31	L	3	Washington (53,129)	26
-------	---	---	---------------------	----

1973 (10-4)

Tom Landry, Head Coach

9/16	W	20	Chicago (55,701)	17
9/24	W	*40	New Orleans (53,972)	3
9/30	W	*45	St. Louis (64,815)	10
10/8	L	7	Washington (54,314)	14
10/14	L	31	Los Angeles (81,428)	37
10/21	W	*45	N.Y. Giants (64,898)	28
10/28	L	16	Philadelphia (65,954)	30
11/4	W	*38	Cincinnati (58,802)	10
11/11	W	23	N.Y. Giants (70,128)	10
11/18	W	*31	Philadelphia (61,985)	10
11/22	L	*7	Miami (64,100)	14
12/2	W	22	Denver (51,706)	10
12/9	W	*27	Washington (64,458-†)	7
12/16	W	30	St. Louis (43,946)	3
		382		203

1973 DIVISIONAL PLAYOFF

(Dallas)

12/23	W	27	Los Angeles (64,291)	16
-------	---	----	----------------------	----

1973 NFC CHAMPIONSHIP GAME

12/30	L	10	Minnesota (64,524)	27
-------	---	----	--------------------	----

1974 (8-6)

Tom Landry, Head Coach

9/15	W	24	Atlanta (52,322)	0
9/23	L	10	Philadelphia (64,088)	13
9/29	L	*6	N.Y. Giants (45,841)	14
10/6	L	*21	Minnesota (57,847)	23
10/13	L	28	St. Louis (49,885)	31
10/20	W	*31	Philadelphia (43,586)	24
10/27	W	21	N.Y. Giants (61,918)	7
11/3	W	*17	St. Louis (64,146)	14
11/10	W	*20	San Francisco (50,018)	14
11/17	L	21	Washington (54,395)	28
11/24	W	10	Houston (49,775)	0
11/28	W	*24	Washington (63,243)	23
12/7	W	*41	Cleveland (48,754)	17
12/14	L	23	Oakland (45,850)	27
		297		235

1975 (10-4)

Tom Landry, Head Coach

9/21	W	*18	Los Angeles (49,091)	7
9/28	W	*37	St. Louis (52,417) (OT)	31
10/6	W	36	Detroit (79,784)	10
10/12	W	13	N.Y. Giants (56,511)	7
10/19	L	*17	Green Bay (64,934)	19
10/26	W	20	Philadelphia (64,889)	17
11/2	L	24	Washington (55,004) (OT)	30
11/10	L	*31	Kansas City (63,539)	34
11/16	W	34	New England (60,905)	31
11/23	W	*27	Philadelphia (57,893)	17
11/30	W	*14	N.Y. Giants (53,329)	3
12/7	L	17	St. Louis (49,701)	31
12/13	W	*31	Washington (61,091)	10
12/21	W	31	N.Y. Jets (37,279)	21
		350		268

1975 DIVISIONAL PLAYOFF

(Minnesota)

12/28	W	17	Minnesota (48,341)	14
-------	---	----	--------------------	----

1975 NFC CHAMPIONSHIP GAME

(Los Angeles)

1/4/76	W	37	Los Angeles (84,483)	7
--------	---	----	----------------------	---

SUPER BOWL X (Miami)

1/18/76L	17	Pittsburgh (80,187)	21
----------	----	---------------------	----

1976 (11-3)

Tom Landry, Head Coach

9/12	W	*27	Philadelphia (54,052)	7
9/19	W	24	New Orleans (61,413)	6
9/26	W	*30	Baltimore (64,237)	27
10/3	W	28	Seattle (62,027)	13
10/10	W	24	N.Y. Giants (76,042)	14
10/17	L	17	St. Louis (50,317)	21
10/24	W	*31	Chicago (61,346)	21
10/31	W	20	Washington (55,004)	7
11/7	W	*9	N.Y. Giants (58,870)	3
11/15	W	*17	Buffalo (51,779)	10
11/21	L	10	Atlanta (54,992)	17
11/25	W	*19	St. Louis (62,498)	14
12/5	W	26	Philadelphia (55,072)	7
12/12	L	*14	Washington (59,916)	27
		296		194

1976 DIVISIONAL PLAYOFF

(Dallas)

12/19	L	12	Los Angeles (62,436)	14
-------	---	----	----------------------	----

1977 (12-2)

Tom Landry, Head Coach

9/18	W	16	Minnesota (47,678) (OT)	10
9/25	W	*41	N.Y. Giants (64,215)	21
10/2	W	*23	Tampa Bay (55,316)	7
10/9	W	30	St. Louis (50,129)	24
10/16	W	*34	Washington (62,115)	16
10/23	W	16	Philadelphia (65,507)	10
10/30	W	*37	Detroit (63,160)	0
11/6	W	24	N.Y. Giants (74,532)	10
11/14	L	*17	St. Louis (64,038)	24
11/20	L	13	Pittsburgh (49,761)	28
11/27	W	14	Washington (55,031)	7
12/4	W	*24	Philadelphia (60,289)	14
12/12	W	42	San Francisco (55,848)	35
12/18	W	*14	Denver (63,752)	6
		345		212

1977 DIVISIONAL PLAYOFF (Dallas)

12/26	W	37	Chicago (62,920)	7
-------	---	----	------------------	---

1977 NFC CHAMPIONSHIP GAME (Dallas)

1/1/78	W	23	Minnesota (61,968)	6
--------	---	----	--------------------	---

SUPER BOWL XII (New Orleans)

1/15/78W	27	Denver (76,400)	10
----------	----	-----------------	----

1978 (12-4)

			Tom Landry, Head Coach	
9/4	W	*38	Baltimore (64,224)	0
9/10	W	34	N.Y. Giants (73,265)	24
9/17	L	14	Los Angeles (65,749)	27
9/24	W	*21	St. Louis (62,760)	12
10/2	L	5	Washington (55,031)	9
10/8	W	*24	N.Y. Giants (63,420)	3
10/15	W	24	St. Louis (48,991) (OT)	21
10/22	W	*14	Philadelphia (60,525)	7
10/26	L	*10	Minnesota (61,848)	21
11/5	L	16	Miami (69,414)	23
11/12	W	42	Green Bay (55,256)	14
11/19	W	*27	New Orleans (57,920)	7
11/23	W	*37	Washington (64,905)	10
12/3	W	*17	New England (63,263)	10
12/10	W	31	Philadelphia (64,667)	13
12/17	W	30	N.Y. Jets (52,532)	7
		384		208

1978 DIVISIONAL PLAYOFF

(Dallas)

12/30	W	27	Atlanta (60,338)	20
-------	---	----	------------------	----

1978 NFC CHAMPIONSHIP GAME

(Los Angeles)

1/7/79	W	28	Los Angeles (67,470)	0
--------	---	----	----------------------	---

SUPER BOWL XII (Miami)

1/21/79	L	31	Pittsburgh (78,656)	35
---------	---	----	---------------------	----

1979 (11-5)

			Tom Landry, Head Coach	
9/2	W	22	St. Louis (50,855)	21
9/9	W	21	San Francisco (56,728)	13
9/16	W	*24	Chicago (64,056)	20
9/24	L	7	Cleveland (80,123)	26
9/30	W	*38	Cincinnati (63,179)	13
10/7	W	36	Minnesota (47,572)	20
10/14	W	*30	Los Angeles (64,462)	6
10/21	W	*22	St. Louis (64,300)	13
10/28	L	3	Pittsburgh (50,199)	14
11/4	W	16	N.Y. Giants (76,490)	14
11/12	L	*21	Philadelphia (62,417)	31
11/18	L	20	Washington (55,031)	34
11/22	L	*24	Houston (63,897)	30
12/2	W	*28	N.Y. Giants (63,787)	7
12/8	W	24	Philadelphia (71,434)	17
12/16	W	*35	Washington (62,867)	34
		371		313

1979 DIVISIONAL PLAYOFF

(Dallas)

12/30	L	19	Los Angeles (64,792)	21
-------	---	----	----------------------	----

1980 (12-4)

			Tom Landry, Head Coach	
9/8	W	17	Washington (55,045)	3
9/14	L	20	Denver (74,919)	41
9/21	W	*28	Tampa Bay (62,750)	17
9/28	W	28	Green Bay (54,776)	7
10/5	W	*24	N.Y. Giants (59,126)	3
10/12	W	*59	San Francisco (63,399)	14
10/19	L	10	Philadelphia (70,696)	17
10/26	W	*42	San Diego (60,639)	31
11/2	W	27	St. Louis (50,701)	24
11/9	L	35	N.Y. Giants (68,343)	38
11/16	W	*31	St. Louis (52,567)	21
11/23	W	*14	Washington (58,809)	10
11/27	W	*51	Seattle (57,540)	7
12/7	W	19	Oakland (53,194)	13
12/15	L	14	Los Angeles (65,154)	38
12/21	W	*35	Philadelphia (62,548)	27
		454		311

1980 NFC WILD CARD GAME

(Dallas)

12/28	W	34	Los Angeles (64,533)	13
-------	---	----	----------------------	----

1980 DIVISIONAL PLAYOFF

(Atlanta)

1/4/81	W	30	Atlanta (60,022)	27
--------	---	----	------------------	----

1980 NFC CHAMPIONSHIP GAME

(Philadelphia)

1/11/81	L	7	Philadelphia (70,696)	20
---------	---	---	-----------------------	----

1981 (12-4)

			Tom Landry, Head Coach	
9/6	W	26	Washington (55,045)	10
9/13	W	*30	St. Louis (63,602)	17
9/21	W	35	New England (60,311)	21
9/27	W	*18	N.Y. Giants (63,449)	10
10/4	L	17	St. Louis (49,777)	20
10/11	L	14	San Francisco (57,574)	45
10/18	W	*29	Los Angeles (64,649)	17
10/25	W	*28	Miami (64,221)	27
11/1	W	17	Philadelphia (72,111)	14
11/9	W	*27	Buffalo (62,583)	14
11/15	L	24	Detroit (79,694)	27
11/22	W	*24	Washington (64,583)	10
11/26	W	*10	Chicago (63,499)	9
12/6	W	37	Baltimore (54,871)	13
12/13	W	*21	Philadelphia (64,955)	10
12/19	L	10	N.Y. Giants (73,009) (OT)	13
		367		277

1981 DIVISIONAL PLAYOFF

(Dallas)

1/2/82	W	38	Tampa Bay (64,848)	0
--------	---	----	--------------------	---

1981 NFC CHAMPIONSHIP GAME

(San Francisco)

1/10/82	L	27	San Francisco (60,525)	28
---------	---	----	------------------------	----



1982 (6-3)

			Tom Landry, Head Coach	
9/13	L	*28	Pittsburgh (63,431)	36
9/19	W	24	St. Louis (50,705)	7
			Minnesota-canceled	
			*N.Y. Giants-canceled	
			*Washington-canceled	
			Philadelphia-canceled	
			Cincinnati-canceled	
			N.Y. Giants-canceled	
			*St. Louis-canceled	
			San Francisco-canceled	
11/21	W	*14	Tampa Bay (49,578)	9
11/25	W	*31	Cleveland (46,267)	14
12/5	W	24	Washington (54,633)	10
12/13	W	37	Houston (51,808)	7
12/19	W	*21	New Orleans (64,506)	7
12/26	L	*20	Philadelphia (46,199)	24
1/3/83	L	27	Minnesota (60,007)	31
			226	145

1982 SUPER BOWL TOURNAMENT (Dallas)

1/9/83	W	30	Tampa Bay (65,042)	17
--------	---	----	--------------------------	----

1982 SUPER BOWL TOURNAMENT (Dallas)

1/16/83	W	37	Green Bay (63,972)	26
---------	---	----	--------------------------	----

1982 NFC CHAMPIONSHIP GAME (Washington)

1/22/83	L	17	Washington (55,045)	31
---------	---	----	---------------------------	----

1983 (12-4)

			Tom Landry, Head Coach	
9/5	W	31	Washington (55,045)	30
9/11	W	34	St. Louis (48,532)	17
9/18	W	*28	N.Y. Giants (62,347)	13
9/25	W	*21	New Orleans (62,136)	20
10/2	W	37	Minnesota (60,774)	24
10/9	W	*27	T. Bay (63,308) (OT)	24
10/16	W	*37	Philadelphia (63,070)	7
10/23	L	*38	L.A. Raiders (64,991)	40
10/30	W	38	N.Y. Giants (76,142)	20
11/6	W	27	Philadelphia (71,236)	20
11/13	L	23	San Diego (46,192)	24
11/20	W	*41	Kansas City (64,103)	21
11/24	W	*35	St. Louis (60,764)	17
12/4	W	35	Seattle (63,352)	10
12/11	L	*10	Washington (65,074)	31
12/19	L	17	San Francisco (59,957)	42
			479	360

1983 NFC WILD CARD GAME (Dallas)

12/26	L	17	L.A. Rams (43,521)	24
-------	---	----	--------------------------	----

1984 (9-7)

			Tom Landry, Head Coach	
9/3	W	20	L.A. Rams (65,403)	13
9/9	L	7	N.Y. Giants (75,921)	28
9/16	W	*23	Philadelphia (64,521)	17
9/23	W	*20	Green Bay (64,222)	6
9/30	W	23	Chicago (63,623)	14
10/7	L	*20	St. Louis (61,438)	31
10/14	L	14	Washington (55,431)	34
10/21	W	*30	N. Orleans (50,966) (OT)	27
10/28	W	*22	Indianapolis (58,724)	3
11/4	L	*7	N.Y. Giants (60,235)	19
11/11	W	24	St. Louis (48,721)	17
11/18	L	3	Buffalo (74,391)	14
11/22	W	*20	New England (55,341)	17
12/2	W	26	Philadelphia (66,322)	30
12/9	L	*28	Washington (64,286)	30
12/17	L	21	Miami (74,139)	28
			308	308

1985 (10-6)

			Tom Landry, Head Coach	
9/9	W	*44	Washington (62,292)	14
9/15	L	*21	Detroit (72,985)	26
9/22	W	*20	Cleveland (61,456)	7
9/29	W	17	Houston (49,686)	10
10/6	W	30	N.Y. Giants (74,981)	29
10/13	W	*27	Pittsburgh (62,932)	13
10/20	L	14	Philadelphia (70,114)	16
10/27	W	*24	Atlanta (57,941)	10
11/4	L	10	St. Louis (49,347)	21
11/10	W	13	Washington (55,750)	7
11/17	L	*0	Chicago (63,855)	44
11/24	W	*34	Philadelphia (54,047)	17
11/28	W	*35	St. Louis (54,125)	17
12/8	L	24	Cincinnati (56,936)	50
12/15	W	*28	N.Y. Giants (62,310)	21
12/22	L	16	San Francisco (60,114)	31
			357	333

1985 DIVISIONAL PLAYOFF (Los Angeles)

1/4/86	L	0	L.A. Rams (66,351)	20
--------	---	---	--------------------------	----

All-Time Preseason Results

1960 (1-5)

Dal.			Opp.
10	San Francisco (22,000)		@Seattle 16
13	St. Louis (14,000)		@ San Antonio 20
10	Baltimore (40,000)		@Dallas 14
14	New York (10,663)		@Louisville 3
14	Los Angeles (13,500)		@Pendleton 49
23	Green Bay (20,121)		@ Minn. 28

1961 (2-3)

38	Minnesota (4,954)		@ Sioux Falls 13
7	Green Bay (30,000)		@ Dallas 30
10	N.Y. (21,500)		@ Albuquerque 28
35	Baltimore (19,000)		@ Norman 24
10	S.F. (22,130)		@Sacramento 24

1962 (0-5)

7	Green Bay (54,500)		@ Dallas 31
24	Detroit (77,683)		@ Cleveland 35
10	Baltimore (14,000)		@ Roanoke 24
7	S.F. (20,000)		@ Sacramento 26
26	Minnesota (12,500)		@ Atlanta 45

1963 (3-2)

17	Los Angeles (70,675)		@ L.A. 14
10	Green Bay (53,121)		@ Dallas 31
17	Los Angeles (29,349)		@ Portland 20
37	S.F. (9,927)		@ Bakersfield 24
27	Detroit (51,218)		@ New Orleans 17

1964 (1-4)

6	Los Angeles (57,540)		@ L.A. 17
34	S.F. (24,679)		@ Portland 23
16	Los Angeles (30,565)		@ Portland 25
3	Green Bay (60,057)		@ Dallas 35
6	Chicago (35,000)		@ New Orleans 21

Dal. Opp.

1965 (2-3)

- 0 Los Angeles (31,579) @ L.A. 9
- 7 S.F. (24,837) @ Portland 27
- 21 Green Bay (67,954) @ Dallas 12
- 17 Minn. (41,500) @ Birmingham 57
- 34 Chicago (33,525) @ Tulsa 21

1966 (5-0)

- 24 San Francisco (28,899) @ S.F. 13
- 20 Los Angeles (44,217) @ L.A. 10
- 21 Green Bay (75,504) @ Dallas 3
- 20 Detroit (31,250) @ Tulsa 10
- 28 Minnesota (58,316) @ Dallas 24

1967 (2-3)

- 6 Los Angeles (57,595) @ L.A. 20
- 30 San Francisco (31,212) @ S.F. 24
- 3 Green Bay (78,087) @ Dallas 20
- 30 Houston (53,125) @ Houston 17
- 7 Baltimore (58,492) @ Dallas 33

1968 (3-3)

- 24 Chicago (14,578) @ Canton 30
- 16 San Francisco (27,530) @ S.F. 14
- 42 Los Angeles (64,978) @ L.A. 10
- 27 Green Bay (72,014) @ Dallas 31
- 33 Houston (52,289) @ Houston 19

1969 (4-2)

- 17 Los Angeles (87,381) @ L.A. 24
- 20 San Francisco (33,894) @ S.F. 17
- 31 Green Bay (73,764) @ Dallas 13
- 14 Houston (55,310) @ Houston 11
- 25 N. Y. Jets (74,771) @ Dallas 9
- 7 Baltimore (58,975) @ Dallas 23

1970 (1-5)

- 20 San Diego (39,392) @ San Diego 10
- 10 Los Angeles (64,646) @ L.A. 17
- 34 Green Bay (72,389) @ Dallas 35
- 21 Houston (46,548) @ Houston 37
- 0 Kansas City (69,055) @ Dallas 13
- 21 New York Jets (55,297) @ Dallas 29

1971 (6-0)

- 45 Los Angeles (87,187) @ L.A. 21
- 36 New Orleans (73,560) @ Dallas 21
- 16 Cleveland (69,099) @ Dallas 15
- 28 Houston (49,078) @ Houston 20
- 27 Baltimore (22,291) @ Baltimore 14
- 24 Kansas City (74,035) @ Dallas 17

1972 (6-1)

- 20 College All-Stars (54,162) @ Chi. 7
- 26 Houston (65,405) @ Dallas 24
- 27 Los Angeles (66,051) @ L.A. 13
- 30 New Orleans (81,070) @ N.O. 7
- 34 N. Y. Jets (65,386) @ Dallas 27
- 10 Kansas City (79,592) @ K.C. 20
- 16 Oakland (62,607) @ Dallas 10

1973 (4-2)

- 24 Los Angeles (75,461) @ L.A. 7
- 26 Oakland (53,723) @ Oakland 27
- 24 New Orleans (61,022) @ Dallas 14
- 24 Houston (46,942) @ Houston 27
- 27 Kansas City (57,468) @ Dallas 16
- 26 Miami (61,378) @ Dallas 23

1974 (3-3)

- 7 Oakland (41,049) @ Oakland 27
- 13 Los Angeles (46,468) @ L.A. 6
- 19 Houston (53,148) @ Dallas (OT) 13
- 7 N. Orleans (56,563) @ N. Orleans 16
- 25 Kansas City (43,492) @ Dallas 16
- 15 Pittsburgh (43,900) @ Dallas 41

Dal. Opp.

1975 (2-4)

- 7 Los Angeles (62,843) @ L.A. 35
- 20 Kansas City (35,630) @ K.C. 26
- 13 Minnesota (45,395) @ Dallas 16
- 17 Houston (46,951) @ Houston 14
- 20 Oakland (39,562) @ Dallas 31
- 17 Pittsburgh (43,186) @ Dallas 16

1976 (3-3)

- 14 Oakland (52,391) @ Oakland 17
- 14 Los Angeles (60,158) @ L.A. 26
- 9 Denver (54,567) @ Dallas 13
- 36 Detroit (30,340) @ Memphis 16
- 20 Pittsburgh (64,264) @ Dallas 10
- 26 Houston (58,844) @ Dallas (OT) 20

1977 (3-3)

- 34 San Diego (59,504) @ Dallas 14
- 17 Seattle (58,789) @ Seattle (OT) 23
- 14 Miami (56,820) @ Dallas 20
- 23 Baltimore (54,835) @ Dallas 21
- 14 Houston (49,777) @ Houston 23
- 30 Pittsburgh (49,824) @ Dallas 0

1978 (3-1)

- 41 San Francisco (63,736) @ Dallas 24
- 21 Denver (74,619) @ Denver 14
- 13 Houston (62,242) @ Dallas 27
- 16 Pittsburgh (59,747) @ Dallas 13

1979 (3-2)

- 13 Oakland (20,648) @ Canton, O. 20
- 7 Denver (61,192) @ Dallas 6
- 17 Seattle (59,803) @ Seattle 27
- 16 Houston (62,803) @ Dallas 13
- 16 Pittsburgh (64,543) @ Dallas 14

1980 (3-1)

- 17 Green Bay (54,876) @ Dallas 14
- 19 Los Angeles (63,283) @ Anaheim 16
- 20 Houston (63,658) @ Dallas 13
- 10 Pittsburgh (62,795) @ Dallas 31

1981 (2-2)

- 17 Green Bay (55,987) @ Dallas 21
- 21 Los Angeles (61,459) @ Anaheim 33
- 24 Pittsburgh (63,504) @ Dallas 14
- 28 Houston (63,799) @ Dallas 20

1982 (3-1)

- 10 Buffalo (48,612) @ Dallas 14
- 26 San Diego (49,182) @ San Diego 16
- 36 New England (50,113) @ Dallas 21
- 20 Houston (60,150) @ Dallas 14

1983 (3-1)

- 20 Miami (46,826) @ Dallas 17
- 30 L.A. Rams (54,268) @ L. Angeles 7
- 7 Pittsburgh (62,164) @ Dallas 24
- 34 Houston (54,363) @ Dallas 31

1984 (3-1)

- 31 Green Bay (43,371) @ Dallas 17
- 24 San Diego (50,740) @ San Diego 13
- 10 Pittsburgh (55,658) @ Dallas 20
- 31 Houston (53,877) @ Dallas 24

1985 (4-0)

- 27 Green Bay (41,847) @ Dallas 3
- 27 San Diego (48,596) @ San Diego (OT) 24
- 15 Chicago (49,540) @ Dallas 13
- 20 Houston (53,812) @ Dallas 10

Ring of Honor

The Cowboys honor former players who made outstanding contributions to the club by inducting them into the Ring of Honor at Texas Stadium. Their names and the years they played are prominently displayed in silver on the wall below the press box at Texas Stadium. Members of the Cowboys' Ring of Honor:

BOB LILLY, defensive tackle, 1961-74. Nicknamed "Mr. Cowboy," Bob Lilly was the franchise's first draft choice in 1961, the first name in the Ring of Honor in 1975 and its first inductee into the Pro Football Hall of Fame in 1979. A seven-time All-Pro, Lilly was named to a club-record 11 Pro Bowls. He was a two-time All-SWC pick and an All-America at Texas Christian University before being drafted by Dallas.

DON MEREDITH, quarterback, 1960-68. Don Meredith led the Cowboys to their first winning season and their first NFL Championship Game in 1966. Signed by Clint Murchison, Jr., before Dallas was granted its NFL franchise, "Dandy Don" played in two Pro Bowls and was named NFL player of the year in 1966. A two-time All-America at SMU, Don's name was added to the Cowboys' Ring of Honor in 1976.

DON PERKINS, running back, 1961-68. Don Perkins was the first Cowboys player to rush for more than 6,000 yards. A six-time Pro Bowl selection, Perkins finished among the top ten NFL rushers in each of his eight seasons. He was named NFL rookie of the year in 1961 and All-Pro in 1962. Perkins was signed before Dallas was granted its NFL franchise. A three-time All-Skyline pick at New Mexico, he was inducted into the Ring of Honor in 1976.

CHUCK HOWLEY, linebacker, 1961-72. When Chuck Howley retired in 1973, Tom Landry said "I don't know that I've seen anybody better at linebacker than Howley." A six-time All-Pro, Howley was the most valuable player in Super Bowl V. The Cowboys traded for Howley, who was drafted by Chicago in 1958. He was an All-America center at West Virginia. A six-time Pro Bowl selection, Howley was added to the Ring of Honor in 1977.

MEL RENFRO, defensive back, 1964-77. Mel Renfro was named to the Pro Bowl his first ten seasons in the NFL. He is the club's all-time interceptor with 52 and kickoff returner with a 26.4-yard career average. Renfro was drafted in the second round in 1964 after a career as an All-America halfback and world class sprinter at Oregon. A five-time All-Pro, Renfro was inducted into the Cowboys' Ring of Honor in 1981.

ROGER STAUBACH, quarterback, 1969-79. Roger Staubach led the Cowboys to six NFC Championship Games, four Super Bowls and two Super Bowl titles. A great clutch performer, Staubach led Dallas to comeback victories 23 times, 14 in the last two minutes or overtime. A five-time Pro Bowler, he was drafted by Dallas in 1964 after winning the Heisman Trophy and Maxwell Award at the Naval Academy. Inducted into the Ring of Honor in 1983, Roger was elected to the Pro Football Hall of Fame in 1985.

Silver Season All-Time Team 1960-1985

As part of the Dallas Cowboys' 25th anniversary celebration in 1984, fans voted for the club's all-time team.

OFFENSE

- QB 12 Roger Staubach (1969-79)
- 17 Don Meredith (1960-68)
- RB 33 Tony Dorsett (1977-85)
- 32 Walt Garrison (1966-74)
- 43 Don Perkins (1961-68)
- C 62 John Fitzgerald (1971-80)
- G 76 John Niland (1966-74)
- 68 Herb Scott (1975-84)
- T 73 Ralph Neely (1965-77)
- 70 Rayfield Wright (1967-79)
- TE 89 Billy Joe DuPree (1973-83)
- WR 88 Drew Pearson (1973-83)
- 22 Bob Hayes (1965-74)
- K 1 Rafael Septien (1978-85)
- P 11 Danny White (1976-85)

DEFENSE

- DE 72 Ed Jones (1974-85)
- 79 Harvey Martin (1973-83)
- DT 74 Bob Lilly (1961-74)
- 54 Randy White (1975-85)
- LB 55 Lee Roy Jordan (1963-76)
- 54 Chuck Howley (1961-72)
- 50 D. D. Lewis (1968-81)
- CB 20 Mel Renfro (1964-77)
- 24 Everson Walls (1981-85)
- 34 Cornell Green (1962-74)
- S 41 Charlie Waters (1970-81)
- 43 Cliff Harris (1970-79)



"THE WINNING OF THE EAST"

The NFL Films production of "The Winning of the East — The Story of the 1985 Dallas Cowboys" is available free of charge to groups wishing to show it.

The 30-minute, 16 mm sound and color movie is narrated by Brad Crandall and tells the story of the Cowboys' exciting roller coaster ride to the 1985 NFC Eastern Division championship. It was produced and directed by NFL Films Editor-in-Chief Bob Ryan. "The Winning of the East" marks Ryan's 20th consecutive Cowboys highlights film.

The film is sponsored by GTE and may be obtained for group showings by calling the Cowboys' office at 214/556-9900.

Historical Highlights

1960

NFL FRANCHISE — Clint Murchison, Jr., and Bedford Wynne were awarded an expansion franchise in the NFL at the annual league meeting in Miami Beach, Fla. The Cowboys were to play as a "swing" team, playing every other team one time during the first season, although listed in the Western Conference standings (January 28).

COWBOYS STOCKED — A player pool was set up in a league meeting at L.A., with each of 12 NFL teams freezing 25 names on its roster and the Cowboys allowed to pick three from each team for a total of 36 veterans. Dallas, once given the list, had to select its 36 players within 24 hours (March 13).

TRAINING STARTS — Rookies report to first Cowboys camp at Pacific U., in Forest Grove, Oregon (July 9).

FIRST PRE-SEASON GAME — The Cowboys, less than six months in existence, get their first test and drop a 10-16 pre-season game to San Francisco in Seattle (August 6).

FIRST HOME GAME — In their Dallas debut, in the Salesmanship Club preseason game, the Cowboys led the world champion Baltimore Colts into the final minute before a 62-yard pass from Johnny Unitas to Lenny Moore gave the Colts a 14-10 victory (August 19).

FIRST VICTORY — In a preseason game at Louisville, Ky., the Cowboys beat New York's Giants, 14-3, with Frank Clarke catching touchdown passes of 73 yards (Eddie LeBaron) and 74 yards (Don Meredith) (August 27).

FIRST LEAGUE GAME — In their first league game, Dallas fell to Pittsburgh, 35-28, with Bobby Layne leading a fourth-period Steeler rally (Sept. 24, Saturday night).

STREAK SNAPPED — Dallas snaps a 10-game loss streak by tying New York, 31-31, at Yankee Stadium (Dec. 4).

1961

TRAINING STARTS — Rookies launch training at new campsite — St. Olaf College in Northfield, Minn. (July 9).

FIRST LEAGUE WIN — Scoring ten points in the final 56 seconds, the Cowboys score their first NFL victory, 27-24, over Pittsburgh in the '61 league opener in the Cotton Bowl. Allen Green's 27-yard field goal on the game's final play won it before 23,500 (Sept. 17).

1962

TRAINING STARTS — Team begins training at new campsite — Northern Michigan College in Marquette, Mich. (July 13).

PENALTY HISTORY — For the first time in anyone's memory in an NFL game, points were awarded for a penalty. The Cowboys were detected holding in the end zone on a 99-yd. TD pass from LeBaron to Clarke, and Pittsburgh was awarded a safety. The Steelers eventually won, 30-28 (Sept. 23).

100-YARD FIRSTS — Cowboys Amos Marsh returned a kickoff 101 yards and Mike Gaechter returned a pass interception 100 yards, both plays for fourth-quarter TDs in a 41-19 win over Philadelphia in Dallas. It was the first time in NFL history that two 100-yard runs had been made in the same game, much less by the same team in the same quarter (Oct. 14).

1963

SHIFT TO KANSAS CITY — The rival Dallas Texans of the AFL announce they are moving the franchise to Kansas City (Feb. 8).

CALIFORNIA TRAINING SITE — The Cowboys open training at California Lutheran College in Thousand Oaks, Calif. (July 12).

HOWTON SETS RECORD — Bill Howton broke Don Hutson's all-time receiving mark with a 14-yard catch against Washington (there). Hutson's record was 7,991 yards and the catch gave Howton an even 8,000 yards (Sept. 29).

1964

LANDRY CONTRACT — With one year to go on his original contract, Tom Landry is signed to a ten-year extension, in effect giving him an 11-year pact, possibly the longest in major pro sports history (Feb. 5).

1965

FIRST SELLOUT — An overflow crowd of 76,251 jams the Cotton Bowl for the Cleveland game, notching the team's first home sellout. Cleveland won, 24-17 (Nov. 21).

1966

PLAYOFF BOWL — After defeating New York, 38-20, in the season finale (and winning five of their last seven games) to get into the Playoff Bowl at Miami, the Cowboys fall to Baltimore, 35-3 (Jan. 15).

MERGER — Peace comes to pro football with Cowboys GM Tex Schramm completing two months of negotiations with AFL's Lamar Hunt, merging the two leagues under the NFL banner (June 8).

SCHRAMM ELEVATED — Texas E. Schramm, Vice-President and General Manager of the Cowboys from the beginning, was named President of the club by owner Clint Murchison, Jr., who retained the title of Chairman of the Board.

NEELY CASE SOLVED — Dallas and Houston reached agreement in the Ralph Neely case. Neely remained with Dallas with Houston receiving the Cowboys Nos. 1, 2 and two fifth place picks in the 1967 draft (Nov. 17).

THE CHAMPIONSHIP — The Cowboys won their first championship, capturing the Eastern Conference title with a 10-3-1 record, but lost the NFL Championship Game to Green Bay, 34-27.

1967

TEXAS STADIUM — On Dec. 23, owner Clint Murchison, Jr., formally announced plans to build Texas Stadium in suburban Irving. The stadium, to be financed through a bond-option plan, would be ready for the 1970 season. The stadium would seat a minimum of 58,000.

SECOND CHAMPIONSHIP — Under the NFL's new format, the Cowboys easily won the Capitol Division and defeated Cleveland, Century Division winner, 52-14, in the Cotton Bowl for the Eastern conference championship. However, on Dec. 31 in Green Bay, the Cowboys lost their second bid for an NFL title, falling to the Packers, 21-17, in the 13 degree below weather.

1968

WIN CAPITOL — For the second straight year the Cowboys won the Capitol Division, but for the first time in three years the Cowboys did not win the Eastern Championship, being upset at Cleveland, 31-20, on December 21st. Dallas won the Runner-Up Bowl over Minnesota, 17-13.

1969

TEXAS STADIUM — Ground was broken for Texas Stadium in suburban Irving on January 25, and on June 29 Bert Rose was named general manager of the stadium.

ORIGINALS RETIRE — An era ended for the Cowboys in July. On July 5th at a press conference in Dallas, quarterback Don Meredith, the last of

the original Cowboys, announced his retirement. Then, on July 18th, the day the veterans were to report to training camp, all-time rushing great Don Perkins officially retired.

REPEAT CAPITOL WINS — Once again the Cowboys rolled to the Capitol Division Championship with an 11-2-1 season. However, the Cowboys failed to win the Eastern Championship when on Dec. 28, the Cowboys lost to Cleveland, 38-14, in the Cotton Bowl.

1970

FIVE STRAIGHT PLAYOFFS — The Cowboys won their last five games to finish 10-4, claim the Eastern Division championship and make the playoffs for the fifth year in a row. They defeated Detroit, 5-0, in the opening round to get a shot at the National Conference championship.

FIRST NFC TITLE — The Cowboys captured the biggest prize of their 11-year history on Jan. 3 when they downed San Francisco, 17-10, for the NFC crown. A 16-13 loss to Baltimore in the Super Bowl Jan. 17 left Dallas with one major goal still unrealized.

1971

TEXAS STADIUM — The Cowboys opened a new era in their sparkling Irving, Tex., home with a 44-21 victory over the New England Patriots on October 24. Duane Thomas scored the first touchdown in the new stadium, a 56-yard run just two minutes and 16 seconds after the opening kickoff. Attendance was 65,708.

SIX STRAIGHT PLAYOFFS — The Cowboys won their last seven games to finish 11-3, claim the Eastern Division championship and make the playoffs for the sixth year in a row. They defeated Minnesota, 20-12, in the opening round.

SECOND NFC TITLE — For the second consecutive year, the Cowboys met the San Francisco 49ers in the National Conference showdown. This time Dallas won, 14-3, to qualify for its second straight Super Bowl.

FIRST WORLD CHAMPIONSHIP — The Cowboys downed the Miami Dolphins, 24-3, to win Super Bowl VI in New Orleans on Jan. 16. It was the 10th victory in a row for Dallas as Roger Staubach passed for two touchdowns and was named the game's Most Valuable Player.

1972

FIRST 1,000-YARD BACK — Calvin Hill became the first Dallas player to rush for 1,000 yards when he gained 111 on Dec. 9 against the Washington Redskins in Texas Stadium. Hill wound up with 1,036 yards for the season on a record 245 carries.

SEVEN STRAIGHT PLAYOFFS — The Cowboys qualified for the NFL playoffs a record seventh consecutive year, their 10-4 record earning them the National Conference Wild Card berth. Roger Staubach passed for two touchdowns in the last 1½ minutes to give the Cowboys a 30-28 victory at San Francisco in the first round. Then, at Washington on New Year's Eve, Dallas was foiled in its bid for a third straight NFL title when the Redskins won, 26-3.

1973

100 VICTORIES — The Cowboys and Coach Tom Landry recorded their 100th victory with a 40-3 Texas Stadium win over the New Orleans Saints on Sept. 24. Landry, the only head coach the Cowboys have had, ended the season with a career mark of 108-80-6 to rank ninth on the list of the NFL's all-time winningest coaches.

EIGHT STRAIGHT PLAYOFFS — The Cowboys regained the NFC Eastern Division title with a 10-4 record and broke their own NFL record by reaching the playoffs for the eighth year in a row. Dallas defeated West-

ern Division champion Los Angeles in the first round, 27-16, but fell to Central Division winner Minnesota in the NFC Championship Game, 27-10.

1974

FIRST TOP DRAFT CHOICE — For the first time in their history, the Cowboys had the very first choice in the NFL college draft. The No. 1 pick came to Dallas from Houston in exchange for Tody Smith and Billy Parks. The Cowboys selected Ed "Too Tall" Jones, a 6-9, 260-pound defensive end from Tennessee State.

PLAYOFFS MISSED — The Cowboys' record-breaking string of eight straight years in the NFL playoffs was broken when the club's 8-6 record failed to qualify.

1975

LILLY HONORED — "Mr. Cowboy" was honored on Bob Lilly Day at Texas Stadium at halftime of the Philadelphia game on Nov. 23. It was the first such recognition ever given to a Dallas player. Lilly never missed a game in 14 years with the Cowboys, earning All-Pro honors seven times at defensive tackle before retiring prior to the '75 season.

TEN STRAIGHT WINNING SEASONS — The Cowboys' 10-4 record earned them the NFC Wild Card berth in the playoffs. The composite record over 10 straight winning seasons was 101-37-2.

THIRD NFC TITLE — After shocking Minnesota in the first round, 17-14 on Roger Staubach's 50-yard "Hail Mary" pass to Drew Pearson, the Cowboys traveled to Los Angeles for the NFC showdown. Staubach threw four touchdown passes, three to Preston Pearson, and Dallas won, 37-7. Pittsburgh won Super Bowl X on Jan. 18 in Miami, 21-17.

1976

MEREDITH, PERKINS HONORED — Former Cowboys greats Don Meredith and Don Perkins joined Bob Lilly in the "Ring of Honor" at Texas Stadium during halftime ceremonies at the New York Giants game on Nov. 7.

ELEVEN STRAIGHT WINNING SEASONS — The Cowboys won the NFC Eastern Division title with their 11-3 record, giving them their 11th straight winning season and 10th playoff berth in that period. A 14-12 first round loss to Los Angeles — the first time Dallas had lost in the first round under the current playoff setup — ended the season.

1977

HOWLEY HONORED — Former All-Pro linebacker Chuck Howley, a Cowboy from 1961 through 1973, became the fourth member of the Ring of Honor. Howley was honored during ceremonies at halftime of the Detroit Lions game on Oct. 30.

TWELVE STRAIGHT WINNING SEASONS — Getting off to an 8-0 start, their best ever, the Cowboys rolled to a 12-2 record, the championship of the NFC East, and their 12th consecutive winning season. They opened their 11th visit to the playoffs in those 12 years with a 37-7 first-round victory over the Chicago Bears at Texas Stadium.

FOURTH NFC TITLE — Dallas crushed the Minnesota Vikings at Texas Stadium, 23-6, for National Conference crown No. 4 and the right to meet the Denver Broncos in Super Bowl XII.

SECOND WORLD CHAMPIONSHIP — The Cowboys stopped the Denver Broncos, 27-10, to win Super Bowl XII in New Orleans on January 15, 1978. In the process, Dallas tied Minnesota for most Super Bowl appearances (four) and Green Bay, Miami and Pittsburgh for most



Super Bowl victories (two). Defensive linemen Harvey Martin and Randy White were named co-Most Valuable Players in the game.

1978

THIRTEEN STRAIGHT WINNING SEASONS — After a mediocre 6-4 start, the Cowboys won six straight games to finish the expanded regular season with a 12-4 record and their 10th division crown. It marked the Cowboys' 13th consecutive winning season and 12th trip to the playoffs in that span. Dallas rallied to beat Atlanta 27-20 in a divisional playoff at Texas Stadium, sending the Cowboys to their seventh NFC championship game in the past nine years.

FIFTH NFC TITLE — Dallas shut out the Rams in Los Angeles 28-0 in the National Conference title game to advance to the Super Bowl a record fifth time, including three of the last four. In the first Super Bowl rematch, Pittsburgh edged the Cowboys 35-31 for the NFL championship on Jan. 21 in Miami's Orange Bowl.

1979

TWENTIETH ANNIVERSARY — The Cowboys celebrated their 20th anniversary season at halftime of the St. Louis Cardinals game at Texas Stadium on Oct. 21. Stars from each of those 20 seasons plus Coach Tom Landry were introduced during the halftime ceremonies.

FOURTH STRAIGHT NFC EAST TITLE — Rallying from a mid-season slump, the Cowboys won their final three games to finish with an 11-5 record, their 11th division championship, including the past four NFC East titles, and 14th consecutive winning season. The Cowboys made their 13th trip to the playoffs in those 14 years, but were eliminated by Los Angeles 21-19 in a divisional playoff at Texas Stadium.

1980

STAUBACH RETIRES — At a press conference at Texas Stadium on March 31, quarterback Roger Staubach announced his retirement after 11 record-breaking years with the Cowboys. Staubach held all major Cowboys passing records and was the all-time leading NFL passer.

LILLY ENTERS HALL OF FAME — Bob Lilly, a seven-time All-Pro defensive tackle in his 14-year career with the Cowboys from 1961-74, became the first Cowboys-only player to be inducted into the Pro Football Hall of Fame. Enshrined along with Lilly on Aug. 2 at Canton, Ohio, were Herb Adderley, who played for the Cowboys from 1970-72, Jim Otto and Deacon Jones.

FIFTEEN STRAIGHT WINNING SEASONS — Behind new starting quarterback Danny White, the Cowboys rolled to their 15th consecutive

winning season with a surprising 12-4 record, tied for best in the league with Philadelphia and Atlanta. The Cowboys lost the NFC East title to Philadelphia on a tie-breaker, but entered the playoffs for the 14th time in 15 years, this time as a wild card team. The Cowboys beat Los Angeles 34-13 at Texas Stadium in the NFC Wild Card Game and rallied past the Falcons at Atlanta 30-27 to advance to the NFC Championship Game at Philadelphia. But the Cowboys lost 20-7 in their bid for a sixth Super Bowl appearance.

LANDRY'S 200th VICTORY — Tom Landry joined George Halas and Curly Lambeau as the only coaches with 200 NFL victories when the Cowboys beat Los Angeles 34-13 on Dec. 28 at Texas Stadium in the NFC Wild Card Game, raising Landry's record to 200-119-6, counting regular season and playoff games.

1981

RENFRO HONORED — Former All-Pro defensive back Mel Renfro, the Cowboys' all-time leading pass interceptor, became the fifth member of the Cowboys' Ring of Honor. Renfro, who played for Dallas from 1964 through 1977, was honored during halftime ceremonies of the Cowboys-Miami Dolphins game at Texas Stadium Oct. 25.

TWELFTH DIVISION CHAMPIONSHIP — The Cowboys regained the NFC Eastern Division Championship, their 12th division title since 1966, with a 12-4 record and tied Oakland's NFL mark of 16 consecutive winning seasons. Entering the playoffs for the 15th time in that span, the Cowboys advanced to the NFC Championship Game for the ninth time in 12 years by routing Tampa Bay 38-0 at Texas Stadium. But for the second year in a row Dallas lost the conference title game. San Francisco scored a last-minute touchdown at Candlestick Park to edge the Cowboys 28-27 for a berth in Super Bowl XVI.

1982

200TH REGULAR-SEASON VICTORY — The Cowboys beat Washington 24-10 at RFK Stadium on Dec. 5 for the club's and Coach Tom Landry's 200th regular-season victory.

SEVENTEEN STRAIGHT WINNING SEASONS — The Cowboys finished the strike-shortened regular season with a 6-3 record to establish an NFL record of 17 consecutive winning seasons. Entering the playoffs for a record-tying eighth straight year and for the 16th time in 17 years, the Cowboys beat Tampa Bay 30-17 and Green Bay 37-26, both at Texas Stadium, to advance to the NFC Championship Game for the third year in a row. But again the Cowboys come up short, losing 31-17 at Washington.

1983

STAUBACH HONORED — Former quarterback Roger Staubach, who led the Cowboys to four Super Bowls, became the sixth member of the Ring of Honor during halftime ceremonies of the Cowboys-Tampa Bay game on Oct. 9.

NEW HEADQUARTERS — Ground was broken on Nov. 29 for the Cowboys' new headquarters and training facility at The Valley Ranch in northwest Dallas County.

EIGHTEEN STRAIGHT WINNING SEASONS — The Cowboys extended their NFL record to 18 consecutive winning seasons with a 12-4 finish. The club also set a league record with its ninth straight playoff appearance, qualifying as a wild card entry. The Los Angeles Rams eliminated the Cowboys from the playoffs, however, with a 24-17 upset victory at Texas Stadium in the NFC Wild Card Game on Dec. 26.

1984

SILVER SEASON — The Cowboys kicked off their 25th anniversary with a news conference at Texas Stadium on Jan. 27. Club President Tex Schramm announced the Cowboys would celebrate their 25th anniversary during 1984 under the theme "Silver Season."

CLUB SOLD — The sale of the Cowboys from the Murchison family to an 11-member limited partnership headed by Dallas businessman H. R. "Bum" Bright was approved by NFL owners on March 19 at the league's annual meeting in Honolulu. The sale was completed on May 18.

COWBOYS CENTER — The Cowboys and Triland International announced plans on March 27 for Cowboys Center, an innovative joint venture that will develop business opportunities in a conference center, Cowboys ShowPlace, athletic club, sports arena, office park, housing, and retail and restaurant outlets on 200 acres at The Valley Ranch, adjacent to the Cowboys' new headquarters.

NINETEEN STRAIGHT WINNING SEASONS — The Cowboys defeated the Eagles 26-10 in Philadelphia to extend their NFL record to 19 consecutive winning seasons. The Cowboys finished 9-7 and missed the playoffs for the first time in 10 years and only the second time in 19 years.

1985

STAUBACH ENTERS HALL OF FAME — Roger Staubach, the master of the comeback victory during his 11-year career as a Cowboys quarterback, was inducted into the Pro Football Hall of Fame in his first year of eligibility. Enshrined with Staubach on Aug. 3 at Canton, Ohio, were Pete Rozelle, Joe Namath, O. J. Simpson and Frank Gatski. Staubach joined Bob Lilly as the only players who spent their entire career with the Cowboys to be elected to the Hall of Fame.

TEXAS STADIUM IMPROVEMENTS — Texas Stadium unveiled a new look when the Cowboys opened their preseason schedule against Green Bay on Aug. 10. The stadium became the first with two DiamondVision color scoreboards, and the addition of 118 Crown Suites gave Texas Stadium more private suites, 296, than any stadium in the nation.

COWBOYS RANCH OPENS — Cowboys players and coaches reported on Aug. 27 to the team's new headquarters and training facility at Cowboys Center in Valley Ranch.

DORSETT PASSES 10,000 YARDS — On a 19-yard sweep around left end, Tony Dorsett became the sixth player in NFL history to rush for 10,000 yards. Dorsett's feat highlighted a 27-13 victory over Pittsburgh at Texas Stadium on Oct. 13.

THIRTEENTH DIVISION CHAMPIONSHIP — The Cowboys edged the New York Giant's 28-21 on Dec. 15 at Texas Stadium to capture the NFC Eastern Division championship for the first time since 1981. Picked in most season previews to finish third or fourth in the division, the Cowboys rallied for their NFL record 20th consecutive winning season, a 13th division title in 20 years and a playoff berth for the 18th time in that span. But in their NFL record 36th playoff game appearance, the Cowboys fell 20-0 to the Los Angeles Rams in Anaheim Stadium on Jan. 4.

1986

COWBOYS GO TO LONDON — The Cowboys began preparations for their first trip to a foreign country when the NFL announced on March 12 that the Cowboys would play the Super Bowl champion Chicago Bears in a preseason game at London's Wembley Stadium on Aug. 3.

A black and white photograph of a young woman, likely a cheerleader, shown in profile from the chest up. She has long, voluminous, wavy blonde hair and is smiling broadly, looking towards the right. She is wearing a dark-colored long-sleeved top with a white vest over it. The vest features several five-pointed stars and a fringe-like detail at the bottom. The background is dark and out of focus. On the left edge of the image, there is a vertical strip of black squares, resembling a film strip edge.

**THE
SIDELINES**

Dallas Cowboys Cheerleaders

When the Cowboys introduced the 'new' Dallas Cowboys Cheerleaders at Texas Stadium in 1972, they wanted to have a bright new look on the playing field and add another form of entertainment for the football fan. Little did they know that they were starting something that one day would become what is now considered a phenomenon.

Those who participated in the Cheerleaders' formation couldn't have foreseen what would happen on a sunny January day in Miami four years later when, at Super Bowl X, the cheerleaders would capture the imagination of a nation. With a stroke of luck and a winning football team it all came together.

The phenomenon, however, has not been restricted to Texas Stadium and the television eye that has carried their image across the country. Armed Forces in remote outposts throughout the world, children and veterans in hospital wards plus state fair and college audiences have all experienced the joy of the D.C.C. Because of their freshness and smiles, their beauty and talent, these young women bring a touch of happiness to everyone they meet.

1986-87 DALLAS COWBOYS CHEERLEADERS

- | | | |
|--|--|---|
| Valerie Almengor
Student | *Julee Graham
Secretary | Shelly Patton
Teacher |
| Belinda Barham
Receptionist | Dianne Granger
Student | *Gina Piazza
Secretary |
| Cherie Barton
Student | Bridgette Jordan
Student/Secretary Assistant | *Courtney Riggs
Student |
| Dawn Broadus
Student | *Pegey Kinn
Software Engineer | Kari Sigle
Accounting Clerk |
| Amanda Byrd
Pharmacist Technician | *Judy London
Student | Angie Simpson
Sales Representative |
| Bernadette Chaires
Salesperson/Student | Norann McDonnell
Student/Legal Secretary | *Kim Stevens
Student |
| Kristy Clark
Aerobic Instructor/Student | *Kelli McGonagill
Student | Erin Venable
Dance Instructor |
| Kaye Claybourne
Foreclosure Claims Processor | *Barbara May
Student | Alona Wood
Student/Bank Teller |
| Marion Cooper
Computer Literacy Teacher | Jana Mayo
Dental Hygienist | ADMINISTRATION |
| *Cindee Doughty
Sales Clerk/Student | Lindsay Merritt
Student | Suzanne Mitchell
Director |
| Michelle Druga
Student | Angela Morris
Student | Debbie Bond
Assistant Director |
| *Vickie Foster
Real Estate Agent | Misty Norwood
Flight Attendant | Shannon Werthmann
Choreographer |
| *Tamara Fulton
Secretary | Krista Parker
Co-Owner/Sales | Judy Trammell
Assistant Choreographer |
| *Susan Goldi
Health Club Instructor | *Tiffany Pate
Student | Debbie Lewis
Dance Academy Instructor |

*Veterans

1986 Halftime Activities

- Aug. 22 — Pittsburgh . . . Dallas Area YMCA Gymnasts.
Aug. 30 — Houston . . . Ashley Whippet International World Champion Frisbie Dogs.
Sept. 8 — N.Y. Giants . . . Dallas Cowboys Cheerleaders.
Sept. 21 — Atlanta . . . History of American Flags, Angleton High School Band
Oct. 12 — Washington . . . USMC Drum & Bugle Corps, Washington, D.C.
Oct. 26 — St. Louis . . . Dallas Cowboys Alumni Day.
Nov. 9 — L.A. Raiders . . . Texas Tech University Band.
Nov. 27 — Seattle . . . Temple High School Thanksgiving Day Show.
Dec. 14 — Philadelphia . . . Dallas Cowboys Cheerleaders.
Dec. 21 — Chicago . . . Tyler Junior College Band & Apache Belles.

THE COWBOYS BAND

The 28-member Dallas Cowboys Band, a brass arrangement featuring a variety of musical sounds from country and western to rock 'n roll, again will be a central ingredient during Cowboys games at Texas Stadium. Under the direction of Bill Lively, associate vice president for development at Southern Methodist University in Dallas, the Cowboys Band is a vital part of all Texas Stadium pre-game, halftime and post-game activity. The Cowboys Band also is available for conventions, community concerts and other occasions.



Cowboys on Radio

The Cowboys again in 1986 will have the largest radio network in the National Football League as Texas State Network begins its fifth season broadcasting Cowboys games to America. With KRLD Radio of Dallas serving as the flagship station, TSN's Dallas Cowboys Network will be carried on 162 stations in 13 states. Play-by-play announcer Brad Sham is joined again this year by analyst Dale Hansen. In addition, TSN will carry all Cowboys games in Spanish on 11 stations in two states via the Dallas Cowboys Spanish Radio Network with broadcasters Armando Quintero and Mario Montez.

The TSN Dallas Cowboys Network

TEXAS: Abilene, KORQ; Alice, KBIC-FM; Alpine, KVLF; Amarillo, KGNC; Andrews KACT-AM & FM; Atlanta, KPYN-FM; Austin, KLBJ; Ballinger, KRUN-FM; Bandera, KHLC-FM; Beeville, KIBL-FM; Big Spring, KBST; Bonham, KFYZ-FM; Bowie, KBAN; Brady, KNEL; Breckenridge, KROO-FM; Bridgeport, KWCS-FM; Brownwood, KBWD; Bryan, KTAM; Burnet, KHLB; Carthage, KGAS; Center, KLCR-FM; Cleveland, KLEV; Coleman, KSTA-FM; Colorado City, KAUM-FM; Columbus KULM-FM; Corpus Christi, KDAE; Crockett, KIVY-FM; Cuero, KQRO; Dallas, KRLD; Denison, KLAK-FM; Denton, KDNT; Dumas, KMRE-FM; Eastland, KEAS; Edinburg, KURV; El Campo, KXGC-FM; El Paso, KEZB; Fairfield, KNES-FM; Fort Stockton, KPJH-FM; Fredericksburg, KFAN-FM; Galveston, KILE; Gladewater, KEES; Greenville, KGLV; Hallettsville, KRJH; Hereford, KPAN AM & FM; Houston, KNUZ; Kermit, KERB; Kingsville, KDUV-FM; La Grange, KMUZ-FM; Lamesa, KPET; Lampasas, KCYL; Laredo, KVOZ; Levelland, KLVT; Liberty, KPXE; Lockhart, KHJK; Longview, KFRO; Lubbock, KFYO; Lufkin, KRBA; Marshall, KCUL; McKinney, KWPL-FM; Mexia, KYCX-FM; Midland, KCRS; Monahans, KVKM; Mt. Pleasant, KPXI-FM; Nacogdoches, KEEE; Navasota, KWBC; Odessa, KYXX; Orange, KOGT; Ozona, KRCT-FM; Palestine, KNET; Paris, KPLT; Pecos, KIUN; Perryton, KEYE; Plainview, KVOP; Pleasanton, KBOP-FM; Rusk, KTLU AM & KWRW-FM; San Angelo, KBIL-FM; San Antonio, WOAI; San Marcos, KSPL; Sherman, KTXO; Silsbee, KKAS AM & KWDX-FM; Snyder, KSNY; Sonora, KHOS-FM; Spearman, KRDF-FM; Stephenville, KSTV AM & FM; Sulphur Springs, KSST; Sweetwater, KXOX; Temple, KTEM; Terrell, KTLR-FM; Texarkana, KTFS; Tulia, KTUE; Uvalde, KYUF-FM; Victoria, KNAL; Waco, KNFO-FM; Weatherford, KZEE; Woodville, KVLL.

ARIZONA: Coolidge, KQEZ-FM; Tucson, KNST.

ARKANSAS: Ashdown, KMLA-FM; De Witt, KDEW-FM; England, KELC; Little Rock, KBXO; Pine Bluff, KCLA.

LOUISIANA: DeRidder, KEAZ-FM; Lake Charles, KLCL; Lake Providence, KLPL AM & FM; Many, KWLV-FM; Monroe, KLIC; New Orleans, WSMB; Rayville, KTJC-FM; Shreveport, KEEL.

MISSISSIPPI: Brookhaven, WMRQ-FM; Centreville, WZFL AM & FM; Clinton, WHJT-FM; Corinth, WCMA; Laurel, WAML; Newton WMYQ AM & FM; Quitman, WBFN & WYKK-FM; Starkville, WSSO.

NEW MEXICO: Alamogordo, KPASA; Albuquerque, KOB; Artesia, KSVP & KTZA-FM; Belen, KARS; Clayton, KLMX; Farmington, KWYK-FM; Hobbs, KUUX; Portales, KENM & KNIT-FM; Roswell, KBIM-FM; Santa Rosa, KSYX; Tucumcari, KTNM.

OKLAHOMA: Ardmore, KVSO; Bartlesville, KYFM-FM; Chickasha, KWCO & KXXX-FM; Duncan, KRHD; Frederick, KTAT; Muskogee, KMUS; Oklahoma City, KOMA; Okmulgee, KOKL; Pauls Valley, KGOK-FM; Pawhuska, KXVQ; Shawnee, KGFF; Tulsa, KTOW; Weatherford, KBXR-FM & KWEY.

TENNESSEE: Erwin, WXIS-FM; Millington, WMPS.

ALABAMA: Florence, WQLT-FM.

CALIFORNIA: Simi Valley, KWKN.

HAWAII: Honolulu, KHVH.

PENNSYLVANIA: Palmyra, WCTX-FM.

UTAH: Blanding, KUTA.

The Dallas Cowboys Spanish Radio Network

NEW MEXICO: Albuquerque, KABO.

TEXAS: Ciudad Juarez, XEROK; Dallas/Fort Worth, KESS-FM; Houston, KLVL; Merkel, KMXO; McAllen/Reynosa, KQXX; Midland/Odessa, KWEL; Nuevo Laredo, XEAS; Piedras Negras, XEMU; San Angelo, KSJT-FM; San Antonio, KFHM.

Cowboys on Television

"Ticket to Training Camp"

In 1986, the Cowboys presented their fans a unique opportunity to follow the team's development in training camp through a live via satellite daily (Monday-Saturday), two-hour cable television show called "Ticket to Training Camp." Produced by Lee Martin Productions of Dallas and hosted by Cowboys President Tex Schramm, this unprecedented show from Thousand Oaks, Calif., offered live coverage of scrimmages and practice drills, player, coach, front office and special celebrity interviews, a telephone call-in line for fans, plus spot news coverage.

"Dallas Cowboys Weekly"

Cowboys President Tex Schramm and co-host Lee Martin began their ninth season in 1986 bringing Cowboys fans the inside story on the team with the "Dallas Cowboys Weekly" television show. This popular inside look at how the Cowboys work is presented in a lively, half-hour, magazine-style format every week during the season from training camp through the playoffs. Produced and syndicated by Lee Martin Productions, "Dallas Cowboys Weekly" is seen on a seven-state network of 24 stations, the largest network in the nation for a magazine show about a sports team:

ARIZONA: Phoenix, Cable TV of Phoenix; CALIFORNIA: Oxnard, KTIE; ILLINOIS: Chicago, Sportsvision; LOUISIANA: Shreveport, KMSS; NEW MEXICO: Las Cruces, KASK; Roswell, KBIM. OKLAHOMA: Oklahoma City, KAUT; Tulsa, KGCT. TEXAS: Abilene, KTAB; Amarillo, KAMR; Austin, KTVV; Corpus Christi, KZTV; Dallas/Fort Worth, WFAA, KXAS; El Paso, KDBC; Houston, KHTV; Laredo, KVTU; Longview, KLMG; Lubbock, KLBK; Odessa, KMID; San Angelo, KIDY; San Antonio, KENS; Temple/Waco, KCEN; Wichita Falls, KAUZ.

"The Tom Landry Show"

Coach Tom Landry gives fans a personal weekly analysis of his team from the opening of the regular season through the playoffs in "The Tom Landry Show." Landry and host Brad Sham provide a video-tape review of each week's Cowboys game, a preview of the upcoming opponent, special features and interviews plus predictions of upcoming NFL games. The show is produced and syndicated by Lee Martin Productions and seen on the largest network in the nation, 24 stations in seven states, for a coach's show:

ARIZONA: Phoenix, Cable TV of Phoenix; CALIFORNIA: Oxnard, KTIE; ILLINOIS: Chicago, Sportsvision; LOUISIANA: Shreveport, KMSS; NEW MEXICO: Las Cruces, KASK; Roswell, KBIM. OKLAHOMA: Oklahoma City, KAUT; Tulsa, KGCT. TEXAS: Abilene, KTAB; Amarillo, KAMR; Austin, KTVV; Beaumont, KDFM; Corpus Christi, KZTV; Dallas/Fort Worth, WFAA, KXAS; El Paso, KDBC; Houston, KHTV; Laredo, KVTU; Longview, KLMG; Lubbock, KLBK; San Angelo, KIDY; San Antonio, KENS; Temple/Waco, KCEN; Wichita Falls, KAUZ.

Cowboys In Print

"Dallas Cowboys Weekly"

The largest team publication in sports is the "Dallas Cowboys Weekly," circulation 72,000. Edited by Steve Perkins, the 12-year-old Weekly reaches Cowboys fans across the nation 32 times a year with coverage of all aspects of the club. The Weekly includes 48 pages of game action photos and stories, the popular "Ask Tex Schramm" column, "Tom Landry's View," At Home with the Cowboys, the Cheerleaders centerfold, lots of color action photos and more. A Spanish-language edition of Cowboys Weekly appears in Mexico City and Monterrey, Mexico.

"Dallas Cowboys Annual Season Preview Magazine"

The club created its newest publication in 1986. The "Dallas Cowboys Annual Season Preview" is a 102-page, full-color magazine published in July and filled with stories and photos about the team and its prospects for the upcoming season, plus a full-color Cowboys Cheerleaders swimsuit feature. The magazine is available on newsstands or with a subscription to the Cowboys Weekly newspaper. There was an initial printing of 200,000 copies. A Spanish-language edition is available in Mexico.

"Dallas Cowboys Bluebook"

This hard-cover annual collector's item is available in bookstores and is a Cowboys fan's only authoritative reference guide. Published by Taylor Publishing Company of Dallas, Bluebook VII includes team and individual statistics and records, player biographies, color photos, plus features on players, coaches, the front office and the Cowboys Cheerleaders.

The Cowboys and You

Cowboys Center

This innovative multi-use project will offer Cowboys fans a variety of experiences from tours of the club's headquarters, to a day at Cowboys ShowPlace, to ice skating at the North Texas Ice Arena, all on 200 acres in Valley Ranch (see pages 6-7).

Cowboys Tickets

The Cowboys limit their annual season ticket sales to 50,000, leaving nearly 15,000 tickets per game available to fans on a single-game basis. The Cowboys have sold out 65 of their past 67 games at Texas Stadium. Ticket outlet information is available on the inside front cover of this book.

Dallas Cowboys Travel

Dallas Cowboys Travel is a fast-growing, full-service travel agency specializing in corporate and personal travel for a variety of clients. Special "Cowboys Weekend" packages, including luxurious accommodations at the D-FW Hilton, cocktail reception, game-day brunch, game tickets, tours of Cowboys Ranch and transfers to the game and airport, are available through Cowboys Travel. Cowboys Travel has three offices in the Dallas area, including the main office in Cowboys Ranch (214/556-2800).

Dallas Cowboys Cheerleaders Fitness & Dance Academy

Located in Cowboys Ranch, the Cowboys Cheerleaders Fitness & Dance Academy offers aerobics, jazz, ballet and tap to females and males of all ages in a modern studio setting. The instructors are the Cowboys Cheerleaders' choreographers and former Cheerleaders. The studio also is used for rehearsals by the Cowboys Cheerleaders. Call 214/556-9999 for further information.

Cowboys Ranch Tours & Cowboys Pro Shop

Public tours of the club's new headquarters and training facility now are available. Call Cindy Birne at 214/556-9900 for information. The Cowboys' Pro Shop offers both Cowboys and Cowboys Cheerleaders souvenir merchandise, including authentic game jerseys and coaches' sweaters, t-shirts, caps, etc. The Pro Shop is located next to the Cowboys Ticket Office in Cowboys Ranch.

Cowboys Attendance Records

TOTAL ATTENDANCE

Year	Home Games (No.)	Avg.	Percent Change	Road Games (No.)	Pre-Season Games (No.)	Post-Season Games	Grand Total
1960	128,500(6)	21,417	—	214,820(6)	120,284(6)	—	463,604
1961	172,000(7)	24,571	+33.9%	251,443(7)	97,584(5)	—	521,027
1962	152,446(7)	21,778	-11.4%	278,807(7)	178,683(5)	—	609,936
1963	188,727(7)	26,961	+23.8%	280,062(7)	214,290(5)	—	683,079
1964	268,661(7)	38,380	+42.3%	356,339(7)	207,751(5)	—	832,751
1965	388,912(7)	55,559	+44.8%	366,390(7)	199,395(5)	65,569	1,020,266
1966	473,373(7)	67,625	+21.7%	408,889(7)	238,186(5)	75,504	1,195,952
1967	460,476(7)	65,782	-2.7%	402,843(7)	278,511(5)	121,647	1,263,477
1968	470,110(7)	67,158	+2.1%	401,626(7)	300,909(6)	104,458	1,277,103
1969	443,352(7)	63,336	-5.7%	434,477(7)	384,095(6)	100,472	1,362,396
1970	411,531(7)	58,790	-7.2%	398,377(7)	347,327(6)	212,847	1,370,082
1971	466,220(7)	66,603	+13.3%	416,043(7)	375,250(6)	195,716	1,454,229
1972	446,990(7)	63,856	-4.1%	391,852(7)	474,273(7)	114,343	1,427,458
1973	433,030(7)	61,861	-3.1%	423,177(7)	355,994(6)	128,815	1,341,016
1974	373,435(7)	53,348	-13.8%	378,233(7)	284,620(6)	—	1,036,288
1975	402,294(7)	57,471	+7.7%	404,073(7)	273,567(6)	211,095	1,291,029
1976	412,698(7)	58,957	+2.6%	414,867(7)	320,564(6)	62,436	1,210,565
1977	432,885(7)	61,840	+5.0%	398,486(7)	329,549(6)	201,288	1,362,208
1978	498,865(8)	62,358	+0.9%	484,905(8)	260,344(4)	206,464	1,450,578
1979	508,965(8)	63,621	+0.2%	488,432(8)	268,989(5)	64,792	1,331,173
1980	477,378(8)	59,672	-6.2%	492,828(8)	244,612(4)	195,251	1,410,069
1981	511,541(8)	63,943	+7.2%	502,392(8)	243,849(4)	125,373	1,383,155
1982	269,981(5)	53,996	-15.6%	217,153(4)	208,057(4)	184,059	879,250
1983	505,793(8)	63,224	+17.1%	481,230(8)	217,621(4)	43,521	1,248,165
1984	479,733(8)	59,967	-5.2%	523,951(8)	203,646(4)	—	1,207,330
1985	478,958(8)	59,870	-0.2%	489,913(8)	193,795(4)	66,351	1,229,017
Total	10,256,854(186)	55,144	—	10,301,608(185)	6,821,745(135)	2,481,001	29,861,208

*LARGEST CROWDS

Home

80,259 — Dallas 26, Cleveland 14; Nov. 24, 1966.
76,965 — Dallas 31, St. Louis 17; Dec. 4, 1966.

Away

84,850 — Cleveland 42, Dallas 10; Nov. 2, 1969.
84,728 — Dallas 17, New Orleans 3; Nov. 3, 1968.

SMALLEST CROWDS

Home

†10,000 — San Francisco 26, Dallas 14; Nov. 20, 1960.
12,692 — Chicago 34, Dallas 33; Nov. 18, 1962.

Away

4,954 — Dallas 38, Minnesota 13; Aug. 5, 1961 in Sioux Falls, S.D.
14,102 — St. Louis 52, Dallas 20; Dec. 9, 1962.

°Cowboys-Rams played before 87,381 in pre-season, Aug. 8, 1969 in Los Angeles.
†Estimated; no turnstiles in Cotton Bowl in 1960 and 1961.

SELLOUT STREAKS

The Dallas Cowboys have sold out 95 of their 121 games, including playoffs, at Texas Stadium (79%). Since 1976, 79 of the 85 Cowboys games at Texas Stadium have been sold out.

Longest home sellout streak — 44 straight games (began 10/16/77 vs. Washington, ended 11/21/82 vs. Tampa Bay) regular season and playoffs.

Longest home non-sellout (regular season and playoffs) — 11/25/82 vs. Cleveland (21 straight)

Longest road sellout streak — 43 straight games (began 9/24/79 @ Cleveland, ended 11/18/84 @ Buffalo)

Longest road non-sellout (regular season and playoffs) — 9/15/85 @ Detroit (8 straight)

Limited Instant Replay System to Be Used in 1986

At the NFL Annual Meeting in March 1986, the clubs adopted (by a 23-4-1 vote) a one-year system of limited Instant Replay of officiating calls for 1986.

The NFL has discussed Instant Replay in some degree or other since the early 1970s. The League experimented in 1976 and 1978 using two basic frameworks—an independent system using cameras, replay machines, and technicians separate from the network covering the game, and a "no frills" approach using existing television coverage.

In 1985, the NFL used the network feed of nine nationally televised preseason games to experiment with the basic system that later was adopted for 1986. A total of 28 plays were examined closely (17 confirmed call, 4 were inconclusive, 1 was reversed, and 6 had no replay shown).

What is the objective of this system?

The clubs feel that on certain plays the telecast viewed by the general public should be used to correct an indisputable error. The system will be used to reverse an on-field decision only when the Replay Official has *indisputable visual evidence* available to him that warrants the change.

Is the television network carrying the game part of the review process?

No. Although the Replay Official will be viewing the live network feed, there is no communication to television personnel as to what plays to show or not to show.

What is the step-by-step procedure of a play review?

The Replay Official will view game action and a play will be replayed immediately on one of the two monitors, while the other monitor continues to record the live feed.

The Replay Official makes a determination if further study of the play is

needed. If not, there is no contact with the field and play continues.

If the Replay Official believes an error may have been made, the Umpire will be contacted (via a paging device worn at the beltline), and he then will use a walkie-talkie for further communication with the Replay Official.

The Replay Official will watch replay(s) on one or both monitors and complete his review within a reasonable period (probably 15-20 seconds) after the play is over. (If there is a time out, the Replay Official would not be restricted to the 15-20-second period.)

The Replay Official will inform the Umpire of his decision, and the Referee will make the appropriate announcement on the wireless microphone.

The limited Instant Replay system concentrates on plays of possession or touching (e.g., fumbles, receptions, interceptions, muffs) and most plays governed by the sidelines, goal lines, end lines, and line of scrimmage (e.g., receiver or runner in or out of bounds, forward or backward passes, breaking the plane of the goal line).

However, the Instant Replay system will *not* include the following fouls: clipping; encroachment and offsides; grasp of facemask; false start; defensive pass interference; offensive pass interference; offensive holding and illegal use of hands; illegal batting or punching ball; illegal block on free kick or scrimmage kick; illegal crackback; illegal motion; illegal use of forearm or elbow; illegal use of hands by defense; illegally kicking the ball; illegally snapping the ball; intentional grounding; member of the punting team downfield early; illegal formation; palpably unfair act; piling on; roughing the passer; running into or roughing the kicker; striking, kicking, or kneeling; unnecessary roughness; unsportsmanlike conduct; and use of the helmet as a weapon.



Final 1985 NFL Standings

AFC

EASTERN DIVISION

	W	L	T	Pct.	Pts.	OP
*Miami	12	4	0	.750	428	320
†N.Y. Jets	11	5	0	.688	393	264
†N. England	11	5	0	.688	362	290
Indianapolis	5	11	0	.313	320	386
Buffalo	2	14	0	.125	200	381

CENTRAL DIVISION

*Cleveland	8	8	0	.500	287	294
Cincinnati	7	9	0	.438	441	437
Pittsburgh	7	9	0	.438	379	355
Houston	5	11	0	.313	284	412

WESTERN DIVISION

*L.A. Raiders	12	4	0	.750	354	308
Denver	11	5	0	.688	380	329
Seattle	8	8	0	.500	349	303
San Diego	8	8	0	.500	467	435
Kansas City	6	10	0	.375	317	360

*Division Champion
†Wild Card Playoff Team

WILD CARD GAME

New England 26 @ N.Y. Jets 14

DIVISIONAL PLAYOFFS

@ Miami 24, Cleveland 21
New England 27 @ L.A. Raiders 20

CONFERENCE CHAMPIONSHIP

New England 31 @ Miami 14

NFC

EASTERN DIVISION

	W	L	T	Pct.	Pts.	OP
*Dallas	10	6	0	.625	357	333
†N.Y. Giants	10	6	0	.625	399	283
Washington	10	6	0	.625	297	312
Philadelphia	7	9	0	.438	286	310
St. Louis	5	11	0	.313	278	414

CENTRAL DIVISION

*Chicago	15	1	0	.938	456	198
Green Bay	8	8	0	.500	337	355
Minnesota	7	9	0	.438	346	359
Detroit	7	9	0	.438	307	366
Tampa Bay	2	14	0	.125	294	448

WESTERN DIVISION

*L.A. Rams	11	5	0	.688	340	277
†San Fran.	10	6	0	.625	411	263
N. Orleans	5	11	0	.313	294	401
Atlanta	4	12	0	.250	282	452

WILD CARD GAME

@ N.Y. Giants 17, San Francisco 3

DIVISIONAL PLAYOFFS

@ L.A. Rams 20, Dallas 0
@ Chicago 21, N.Y. Giants 0

CONFERENCE CHAMPIONSHIP

@ Chicago 24, L.A. Rams 0

SUPER BOWL XX

Chicago 46, New England 10

PRO BOWL

NFC 28, AFC 25

1986 NFL Post Season Games

SUNDAY, DECEMBER 28

WILD CARD GAMES

SATURDAY, JANUARY 3

AFC AND NFC DIVISIONAL PLAYOFFS

SUNDAY, JANUARY 4

AFC AND NFC DIVISIONAL PLAYOFFS

SUNDAY, JANUARY 11

AFC CHAMPIONSHIP GAME
NFC CHAMPIONSHIP GAME

SUNDAY, JANUARY 25

SUPER BOWL XXI (Pasadena, Calif.)

SUNDAY, FEBRUARY 3

AFC-NFC PRO BOWL
AT HONOLULU, HAWAII



1986 NATIONAL FOOTBALL LEAGUE SCHEDULE

(All times local)



SUNDAY, SEPT. 7 (1st Weekend)

Atlanta at New Orleans	12:00
Cincinnati at Kansas City	3:00
Cleveland at Chicago	12:00
Detroit at Minnesota	12:00
Houston at Green Bay	12:00
Indianapolis at New England	4:00
Los Angeles Raiders at Denver	2:00
Los Angeles Rams at St. Louis	12:00
Miami at San Diego	1:00
New York Jets at Buffalo	4:00
Philadelphia at Washington	1:00
Pittsburgh at Seattle	1:00
San Francisco at Tampa Bay	1:00

MONDAY, SEPT. 8

New York Giants at Dallas	8:00
---------------------------	------

THURSDAY, SEPT. 11 (2nd Weekend)	
New England at New York Jets	8:00

SUNDAY, SEPT. 14

Buffalo at Cincinnati	1:00
Cleveland at Houston	12:00
Dallas at Detroit	1:00
Green Bay at New Orleans	12:00
Indianapolis at Miami	4:00
Kansas City at Seattle	1:00
Los Angeles Raiders at Wash.	1:00
Minnesota at Tampa Bay	4:00
Philadelphia at Chicago	12:00
St. Louis at Atlanta	1:00
San Diego at New York Giants	1:00
S. Fran. at Los Angeles Rams	1:00

MONDAY, SEPT. 15

Denver at Pittsburgh	9:00
----------------------	------

THURSDAY, SEPT. 18 (3rd Weekend)	
Cincinnati at Cleveland	8:00

SUNDAY, SEPT. 21

Atlanta at Dallas	12:00
Denver at Philadelphia	1:00
Houston at Kansas City	3:00
Los Angeles Rams at Indpls.	12:00
Miami at New York Jets	1:00
New Orleans at San Francisco	1:00
N.Y. Giants at L.A. Raiders	1:00
Pittsburgh at Minnesota	12:00
St. Louis at Buffalo	1:00
Seattle at New England	1:00
Tampa Bay at Detroit	1:00
Washington at San Diego	1:00

MONDAY, SEPT. 22

Chicago at Green Bay	8:00
----------------------	------

SUNDAY, SEPT. 28 (4th Weekend)

Atlanta at Tampa Bay	4:00
Chicago at Cincinnati	1:00
Detroit at Cleveland	1:00
Green Bay at Minnesota	12:00
Kansas City at Buffalo	1:00
L.A. Rams at Philadelphia	1:00
New England at Denver	2:00
New Orleans at N.Y. Giants	1:00
N.Y. Jets at Indianapolis	3:00
Pittsburgh at Houston	12:00
San Diego at L.A. Raiders	1:00
San Francisco at Miami	1:00
Seattle at Washington	1:00

MONDAY, SEPT. 29

Dallas at St. Louis	8:00
---------------------	------

SUNDAY, OCT. 5 (5th Weekend)

Buffalo at New York Jets	4:00
Cinc. vs. Green Bay at Mil.	12:00
Cleveland at Pittsburgh	1:00
Dallas at Denver	2:00
Houston at Detroit	1:00
Indianapolis at S. Francisco	1:00
L.A. Raiders at Kansas City	12:00
Miami at New England	1:00
Minnesota at Chicago	12:00
N.Y. Giants at St. Louis	12:00
Philadelphia at Atlanta	1:00
Tampa Bay at L.A. Rams	1:00
Washington at New Orleans	12:00

MONDAY, OCT. 6

San Diego at Seattle	6:00
----------------------	------

SUNDAY, OCT. 12 (6th Weekend)

Buffalo at Miami	1:00
Chicago at Houston	12:00
Denver at San Diego	1:00
Detroit at Green Bay	12:00
Kansas City at Cleveland	1:00
Los Angeles Rams at Atlanta	1:00
Minnesota at San Francisco	1:00
New Orleans at Indianapolis	12:00
N.Y. Jets at New England	1:00
Philadelphia at N.Y. Giants	4:00
St. Louis at Tampa Bay	1:00
Seattle at L.A. Raiders	1:00
Washington at Dallas	12:00

MONDAY, OCT. 13

Pittsburgh at Cincinnati	9:00
--------------------------	------

SUNDAY, OCT. 19 (7th Weekend)

Chicago at Minnesota	12:00
Dallas at Philadelphia	1:00
Detroit at Los Angeles Rams	1:00
Green Bay at Cleveland	1:00
Houston at Cincinnati	1:00
Indianapolis at Buffalo	1:00
Los Angeles Raiders at Miami	1:00
New England at Pittsburgh	1:00
New York Giants at Seattle	1:00
St. Louis at Washington	1:00
San Diego at Kansas City	3:00
San Francisco at Atlanta	1:00
Tampa Bay at New Orleans	12:00

MONDAY, OCT. 20

Denver at New York Jets	9:00
-------------------------	------

SUNDAY, OCT. 26 (8th Weekend)

Atlanta at Los Angeles Rams	1:00
Cincinnati at Pittsburgh	1:00
Cleveland at Minnesota	12:00
Detroit at Chicago	12:00
L.A. Raiders at Houston	12:00
Miami at Indianapolis	1:00
New England at Buffalo	1:00
New Orleans at New York Jets	1:00
St. Louis at Dallas	3:00
San Diego at Philadelphia	1:00
S. Fran. vs. Green Bay at Mil.	12:00
Seattle at Denver	2:00
Tampa Bay at Kansas City	12:00

MONDAY, OCT. 27
Washington at N.Y. Giants 9:00

SUNDAY, NOV. 2 (9th Weekend)
Atlanta at New England 1:00
Buffalo at Tampa Bay 1:00
Cincinnati at Detroit 1:00
Cleveland at Indianapolis 1:00
Dallas at New York Giants 1:00
Denver at Los Angeles Raiders 1:00
Green Bay at Pittsburgh 1:00
Houston at Miami 1:00
Kansas City at San Diego 1:00
Minnesota at Washington 4:00
New York Jets at Seattle 1:00
Philadelphia at St. Louis 12:00
San Francisco at N. Orleans 12:00

MONDAY, NOV. 3
Los Angeles Rams at Chicago .. 8:00

SUNDAY, NOV. 9 (10th Weekend)
Chicago at Tampa Bay 1:00
Cincinnati at Houston 12:00
L.A. Raiders at Dallas 3:00
L.A. Rams at New Orleans 12:00
Minnesota at Detroit 1:00
New England at Indianapolis 1:00
N.Y. Giants at Philadelphia 4:00
New York Jets at Atlanta 1:00
Pittsburgh at Buffalo 1:00
St. Louis at San Francisco 1:00
San Diego at Denver 2:00
Seattle at Kansas City 12:00
Washington at Green Bay 12:00

MONDAY, NOV. 10
Miami at Cleveland 9:00

SUNDAY, NOV. 16 (11th Weekend)
Chicago at Atlanta 1:00
Cleveland at L.A. Raiders 1:00
Dallas at San Diego 1:00
Detroit at Philadelphia 1:00
Houston at Pittsburgh 1:00
Indianapolis at N.Y. Jets 4:00
Kansas City at Denver 2:00
New England at L.A. Rams 1:00
Miami at Buffalo 1:00
N. Y. Giants at Minnesota 12:00
New Orleans at St. Louis 12:00
Seattle at Cincinnati 1:00
T. Bay vs. Green Bay at Mil. 12:00

MONDAY, NOV. 17
San Francisco at Washington ... 9:00

THURSDAY, NOV. 20 (12th Weekend)
L.A. Raiders at San Diego 5:00

SUNDAY, NOV. 23
Atlanta at San Francisco 1:00
Buffalo at New England 1:00
Dallas at Washington 1:00
Denver at N.Y. Giants 1:00
Detroit at Tampa Bay 1:00
Green Bay at Chicago 12:00
Indianapolis at Houston 12:00
Kansas City at St. Louis 3:00
Minnesota at Cincinnati 1:00
New Orleans at L.A. Rams 1:00
Philadelphia at Seattle 1:00
Pittsburgh at Cleveland 1:00

MONDAY, NOV. 24
New York Jets at Miami 9:00

THURSDAY, NOV. 27 (13th Weekend)
(Thanksgiving Day)
Green Bay at Detroit 12:30
Seattle at Dallas 3:00

SUNDAY, NOV. 30
Atlanta at Miami 1:00
Buffalo at Kansas City 12:00
Cincinnati at Denver 2:00
Houston at Cleveland 1:00
L.A. Rams at N.Y. Jets 1:00
New England at New Orleans 12:00
Philadelphia at L.A. Raiders 1:00
Pittsburgh at Chicago 12:00
San Diego at Indianapolis 1:00
Tampa Bay at Minnesota 12:00
Washington at St. Louis 12:00

MONDAY, DEC. 1
N.Y. Giants at S. Francisco 6:00

SUNDAY, DEC. 7 (14th Weekend)
Cincinnati at New England 1:00
Cleveland at Buffalo 1:00
Dallas at L.A. Rams 6:00
Denver at Kansas City 12:00
Houston at San Diego 1:00
Detroit at Pittsburgh 1:00
Indianapolis at Atlanta 1:00
Miami at New Orleans 12:00
Minnesota at Green Bay 12:00
N.Y. Giants at Washington 1:00
N.Y. Jets at San Francisco 1:00
St. Louis at Philadelphia 1:00
Tampa Bay at Chicago 12:00

MONDAY, DEC. 8
L.A. Raiders at Seattle 6:00

SATURDAY, DEC. 13 (15th Weekend)
Pittsburgh at New York Jets 12:30
Washington at Denver 2:00

SUNDAY, DEC. 14
Buffalo at Indianapolis 1:00
Cleveland at Cincinnati 1:00
Green Bay at Tampa Bay 1:00
Kansas City at L.A. Raiders 1:00
Miami at Los Angeles Rams 1:00
Minnesota at Houston 3:00
New Orleans at Atlanta 1:00
Philadelphia at Dallas 12:00
St. Louis at New York Giants 1:00
San Francisco at New England 1:00
Seattle at San Diego 1:00

MONDAY, DEC. 15
Chicago at Detroit 9:00

FRIDAY, DEC. 19 (16th Weekend)
L.A. Rams at San Francisco ... 5:00

SATURDAY, DEC. 20
Denver at Seattle 1:00
Green Bay at N.Y. Giants 12:30

SUNDAY, DEC. 21
Atlanta at Detroit 1:00
Buffalo at Houston 12:00
Chicago at Dallas 3:00
Indianapolis at L.A. Raiders 1:00
Kansas City at Pittsburgh 1:00
New Orleans at Minnesota 12:00
N.Y. Jets at Cincinnati 1:00
San Diego at Cleveland 1:00
Tampa Bay at St. Louis 12:00
Washington at Philadelphia 1:00

MONDAY, DEC. 22
New England at Miami 9:00

GTE'S THE NAME. COMMUNICATION'S OUR GAME.



GTE'S TEAM AT TEXAS STADIUM.

GTE. THE FIRST STRING.

For days before the opening whistle, the GTE game plan is going strong. Our first-string players are installing and testing phones for the press box, coin and emergency phones for the fans, special circuits for the radio broadcast, sideline phones for the coaches and players, video and audio equipment for the television networks.

Thirteen years and a perfect record. GTE and the Dallas Cowboys. Because in all that time not one single second of Cowboy excitement has ever missed being broadcast from Texas Stadium to football fans across America. Because General Telephone is part of one of the world's leading telecommunications companies.

That's why we're pros in Business Phone Systems, too. From small office systems to sophisticated datacom networks, GTE has the products, skills, and people to help you score in the competitive business game. High-speed satellite transmissions or a phone system that's expandable from 60 phones to 60,000 — we match your growth needs stride for stride.

We're in the Communications business to help your business. We'll huddle with you in choosing the right system. And our expert technicians will be on your team, giving you the best in service and attention through whole seasons of quality telecommunications.

**Business
Phone Systems**

GTE

1-800-527-0529